PROJECT 10073 RECORD

1. DATE - TIME GROUP 13 Oct 68 13/1910 13/2310Z	2. LOCATION North Forestville, Maryland
3. SOURCE Civilian	10. CONCLUSION Visual: Probable OTHER (HOAX) Photo: Probable OTHER (SMALL MAN MADE OBJECT)
4. NUMBER OF OBJECTS One	
5. LENGTH OF OBSERVATION 10 - 15 Minutes	11. BRIEF SUMMARY AND ANALYSIS The observer stated that he sighted and photographed a silver and gray flying object. COMMENTS: There were no radar paints nor were there any other witnesses despite the fact that observer lists the duration as 10 - 15 minutes. There was also some gigglying in the background as the initial report was given over the telephone. Although the observer would not release the original photos, the object looks very similar to a small suspended model or similar object.
6. TYPE OF OBSERVATION Ground-Visual	
7. COURSE ESE - ENE	
8. PHOTOS XXYes(Orig not received) ☐ No	
9. PHYSICAL EVIDENCE ☐ Yes XXNo	

FORM
FTD SEP 63 0-329 (TDE) Previous editions of this form may be used.

THIS CASE INCLUDES

2 PHOTOS 5X4

13 Oct 68

DEPARTMENT OF THE AIR FORCE
HEADQUARTERS, 1001ST COMPOSITE WING (HQ COMD USAF)
ANDREWS AIR FORCE BASE, WASHINGTON, D.C. 20331

REPLY TO ATTN OF: DOBO/3415

29 NOV 1968

SUBJECT: UFO Report, 13 October 1968 (your ltr, 22 Nov 68)

TO: TDPT (UFO)
Wright-Patterson AFB
Ohio 45433

1. Through an oversight, the inclosed photographs of the UFO were not forwarded with the AF Form 117. The photos were made with a Polaroid camera and the inclosed copies were made here since the sighter would not lend us the originals.

2. The sighting was investigated by the Base Operations Duty Officer thoroughly. There were no radar pickups nor were there any other witnesses. Although the reliability of the sighter is listed as unknown, there was some giggling in the background as the initial report was given over the telephone. The design of the "saucer" in the photo is similar to models the Base Operations Officer has seen constructed by local High School students.

FOR THE COMMANDER

Frank R. Amend

FRANK R. AMEND, Colonel, USAF
Deputy Commander for Operations

3 Atch
1. UFO Rpt, 13 Oct 68
2. UFO Reporting Check List
3. Photographs

UFO REPORTING CHECK LIST

A. Description of the object(s):

1. Shape SEE PHOTOGRAPHS.

2. Size compared to a known object held at arms length, (Check One): UNK

Head of a Pin___, Pea___, Dime___, Nickel___, Quarter___, Half Dollar___, Silver Dollar___, Baseball___, Grapefruit___, or Basketball___.

3. Color SILVER OR GRAY. 4. Number 1.

5. Formation, if more than one N/A.

6. Any features or details WASN'T GLOWING - GLOW REMOVED IN PHOTO.

7. Tail, trail or exhaust size compared to object(s) NO.

8. Sound, (Check One): Yes__ No X If yes describe___.

9. Other pertinent or unusual feathers NONE.

B. Description of course of object(s):

1. What first called the attention of observer(s) to the object(s) LOOKED UP WHILE TAKING DOWN LAUNDRY IN BACK YARD.

2. Angle or elevation and azimuth of object(s) when first observed ---- ABOUT 45°, when object departed STATIONARY ON FIRST PHOTO.

3. Description of flight path and maneuvers ABOUT BACK AND SIDEWAYS

4. Describe how the object(s) disappeared STRAIGHT UP.

5. Duration of sighting 10 - 15 MINUTES.

C. Manner of observations:

1. (Check One), Ground-visual ✓, Air-visual ____, Ground-electronic ___, Air-electronic ___, or _____(if radar give type)_____.

2. Optical aids (telescppe, binoculars, etc.,) used and description Thereof ~~NONE~~ NONE.

3. If airborne sighting, give observers aircraft type from which observed. _____, Ident Nr_____, Altitude_____, Heading_____, Speed_____ Home Base_____.

D. Date and time sightings:

1. Date time group of sighting 2300 /30CT68 (Zulu)

2. (Check One), Night ___, Day ____, Dusk ✓.

E. Location of observer(s): BACK YARD

1. Latitude/Longitude_____.

Landmark reference_____.

(Exp: 2miles north of Deeville)

F. Identification information on observer(s):

Name [redacted] Age 15 Occupation STUDENT.

Address [redacted] City FOREST VILLE State MD.

Estimate of reliability UNK.

G. Weather and winds:

1. Observer(s) account of WX conditoons HALF OF SKY COVERED WITH GRAY CLOUDS.

G. Report from nearest AWS of wind direction/velocity in degrees and knots at, Surface 0702, 6,000 0505, 10,000 0208, 16,000 0615 20,000 0715 30,000 3620 50,000 3425 80,000 UNK.

3. Ceiling HIGH BROKEN.

4. Visibility ~~2~~ 2-4 GFH.

5. Cloud cover BROKEN.

6. Thunderstorms in area and quadrant in which located NO.

7. Vertical temp gradient INVERSION SFC - 1500'.

H. Any other unusual activity or condition, meteorological, astronomical, or otherwise, which might account for sighting: NO.

I. Interception or identification action taken (such action is authorized whenever feasible, and in compliance with existing air defense directives).

J. Location, approximate altitude, and general direction of flight of any air traffic or balloon releases in the area which might possibly account for the sighting:

K. Position title and comments of the preparing officer, including his preliminary analysis of the possible cause of the sighting(s):

BASE OPNS DUTY OFFICER.

L. Existence of physical evidence, such as materials and photographs:

POLAROID PHOTOS ONLY

Received By: MAJ KRAUSE Date .

Tower — NO SIGHTING
Appr Control — NO RADAR

SIGHTING OF UNIDENTIFIED PHENOMENA QUESTIONNAIRE

BUDGET BUREAU APPROVAL NUMBER 21-R253

THIS QUESTIONNAIRE HAS BEEN PREPARED SO THAT YOU CAN GIVE THE U.S. AIR FORCE AS MUCH INFORMATION AS POSSIBLE CONCERNING THE UNIDENTIFIED PHENOMENON THAT YOU HAVE OBSERVED. PLEASE TRY TO ANSWER ALL OF THE QUESTIONS. THE INFORMATION YOU GIVE WILL BE USED FOR RESEARCH PURPOSES. YOUR NAME WILL NOT BE USED IN CONNECTION WITH ANY OF YOUR STATEMENTS OR CONCLUSIONS WITHOUT YOUR PERMISSION. RETURN TO AIR FORCE BASE INVESTIGATOR FOR FORWARDING TO FTD (TDETR), WRIGHT-PATTERSON AFB, OHIO 45433, IAW AFR 80-17. *(IF ADDITIONAL SHEETS ARE NEEDED FOR NARRATIVE OR SKETCHES ATTACH SECURELY TO THIS FORM OR ANNOTATE WITH YOUR NAME FOR IDENTIFICATION.)*

1 WHEN DID YOU SEE THE PHENOMENON?

DAY 13 MONTH OCT YEAR 1968

2 WHAT TIME DID YOU FIRST SIGHT THE PHENOMENON?

HOUR 7 MINUTES 10 ☐ A.M. ☒ P.M.

3. WHAT TIME DID YOU LAST SIGHT THE PHENOMENON?

HOUR 7 MINUTES 25 ☐ A.M. ☒ P.M.

4. TIME ZONE ☐ DAYLIGHT SAVINGS ☐ STANDARD

☒ EASTERN ☐ CENTRAL ☐ MOUNTAIN ☐ PACIFIC ☐ OTHER

5. WHERE WERE YOU WHEN YOU SAW THE PHENOMENON? IF IN CITY, GIVE THE NEAREST STREET ADDRESS AND INDICATE ON A HAND DRAWN MAP WHERE YOU WERE STANDING WITH REFERENCE TO THE ADDRESS. IF IN THE COUNTRY, IDENTIFY THE HIGHWAY YOU WERE ON OR NEAR AND TRY TO FIX A DISTANCE AND DIRECTION FROM SOME RECOGNIZABLE LANDMARK.

3304 Boones Lane



6 IMAGINE YOU ARE AT THE POINT SHOWN IN THE SKETCH, PLACE AN "A" ON THE CURVED LINE TO SHOW HOW HIGH THE PHENOMENON WAS ABOVE THE HORIZON, OR SKYLINE, WHEN FIRST SEEN. PLACE A "B" ON THE SAME CURVED LINE TO SHOW HOW HIGH ABOVE THE HORIZON THE PHENOMENON WAS WHEN LAST SEEN.

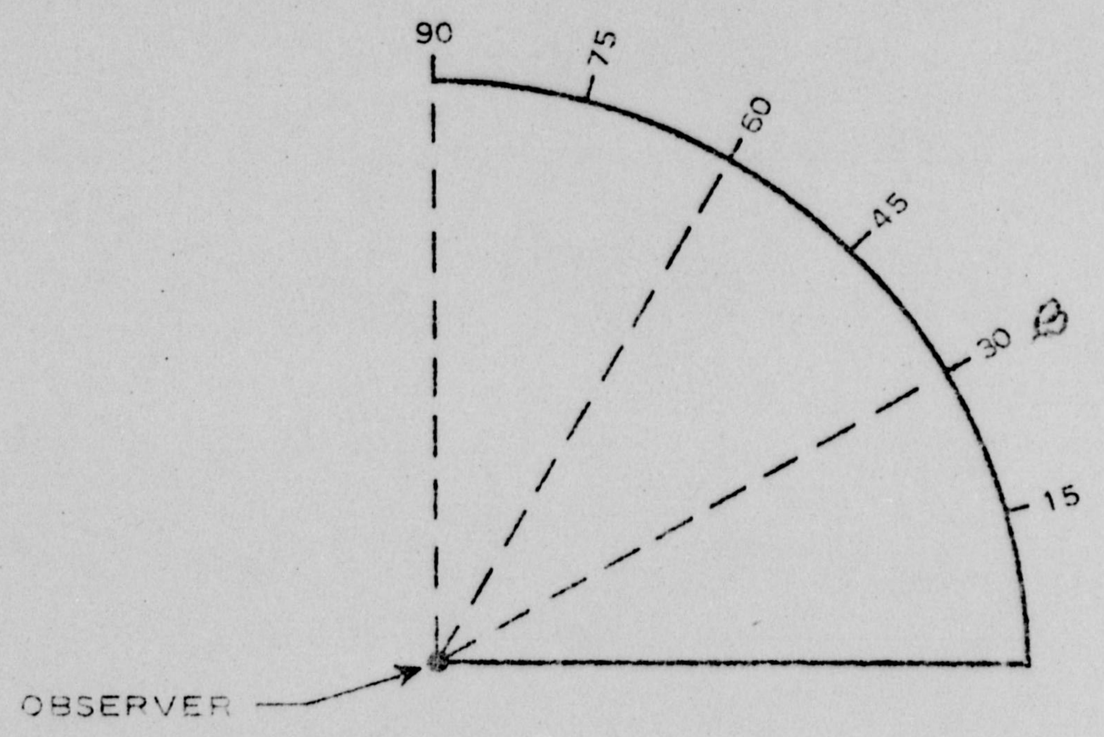

AF FORM AUG 67 117

10. IF THERE WERE MORE THAN ONE PHENOMENON, HOW MANY WERE THERE? DRAW A PICTURE TO SHOW HOW THEY WERE ARRANGED. DID THIS ARRANGEMENT CHANGE DURING THE SIGHTING?

11. CONDITIONS *(Check appropriate blocks.)*

A. SKY		B. WEATHER			
	DAY	✓	CUMULUS CLOUDS *(Low fluffy)*		FOG OR MIST
✓	TWILIGHT		CIRRUS CLOUDS *(High fleecy or Herring-bone)*		HEAVY RAIN
	NIGHT				LIGHT RAIN OR DRIZZLE
	CLEAR		NIMBUS CLOUDS *(Rain)*		HAIL
✓	PARTLY CLOUDY		CUMULONIMBUS CLOUDS *(Thunderstorms)*		SNOW OR SLEET
	COMPLETELY OVERCAST				UNKNOWN
			HAZE OR SMOG	✓	NONE OF THE ABOVE

C. IF THE SIGHTING WAS AT TWILIGHT OR NIGHT, WHAT DID YOU NOTICE ABOUT THE STARS AND MOON?

(1) STARS		(2) MOON		
✓	NONE		BRIGHT MOONLIGHT	✓ NO MOONLIGHT
	A FEW		MOON WITH HALO	UNKNOWN
	MANY		MOON HIDDEN BY CLOUDS	
	UNKNOWN		PARTIAL *(New or quarter)*	

D. IF SIGHTING WAS IN DAYLIGHT, WAS THE SUN VISIBLE? ☒ YES ☐ NO. IF "YES," WHERE WAS THE SUN AS YOU FACED THE PHENOMENON?

Just going down

	IN FRONT OF YOU		TO YOUR RIGHT		OVERHEAD *(Near noon)*
✓	IN BACK OF YOU		TO YOUR LEFT		UNKNOWN

E. SPECIFY THE MAJOR SOURCE OF ILLUMINATION PRESENT DURING THE SIGHTING, SUCH AS THE SUN, HEADLIGHTS OR STREET LAMP, ETC. FOR TERRESTRIAL ILLUMINATION, SPECIFY DISTANCE TO LIGHT SOURCE.

Sunlight - was not very much sunlight

12. GIVE A BRIEF DESCRIPTION OF THE PHENOMENON, INDICATING WHETHER IT APPEARED DARK OR LIGHT, WHETHER IT REFLECTED LIGHT OR WAS SELF-LUMINOUS AND WHAT COLORS YOU NOTICED. DESCRIBE YOUR IMPRESSION OF WHETHER IT WAS SOLID OR TRANSPARENT, WHETHER EDGES WERE SHARP OR FUZZY. DESCRIBE THE SHAPE OR INDICATE IF IT APPEARED AS A POINT OF LIGHT. INDICATE COMPARISONS WITH OTHER OBSERVED OBJECTS, LIKE STARS, A LIGHT OR OTHER OBJECT IN YOUR FIELD OF VIEW.

It was half-round on a curved base.  The color was silver or gray the edges were round or curved. It seemed to have a dull light of its own but I looked more like a reflection. It was not transparent. It appeared light to me.

6A. NOW IMAGINE YOU ARE AT THE CENTER OF THE COMPASS ROSE. PLACE AN "A" ON THE COMPASS TO INDICATE THE DIRECTION TO THE PHENOMENON WHEN FIRST SEEN. PLACE A "B" ON THE COMPASS TO INDICATE THE DIRECTION TO THE PHENOMENON WHEN LAST SEEN.

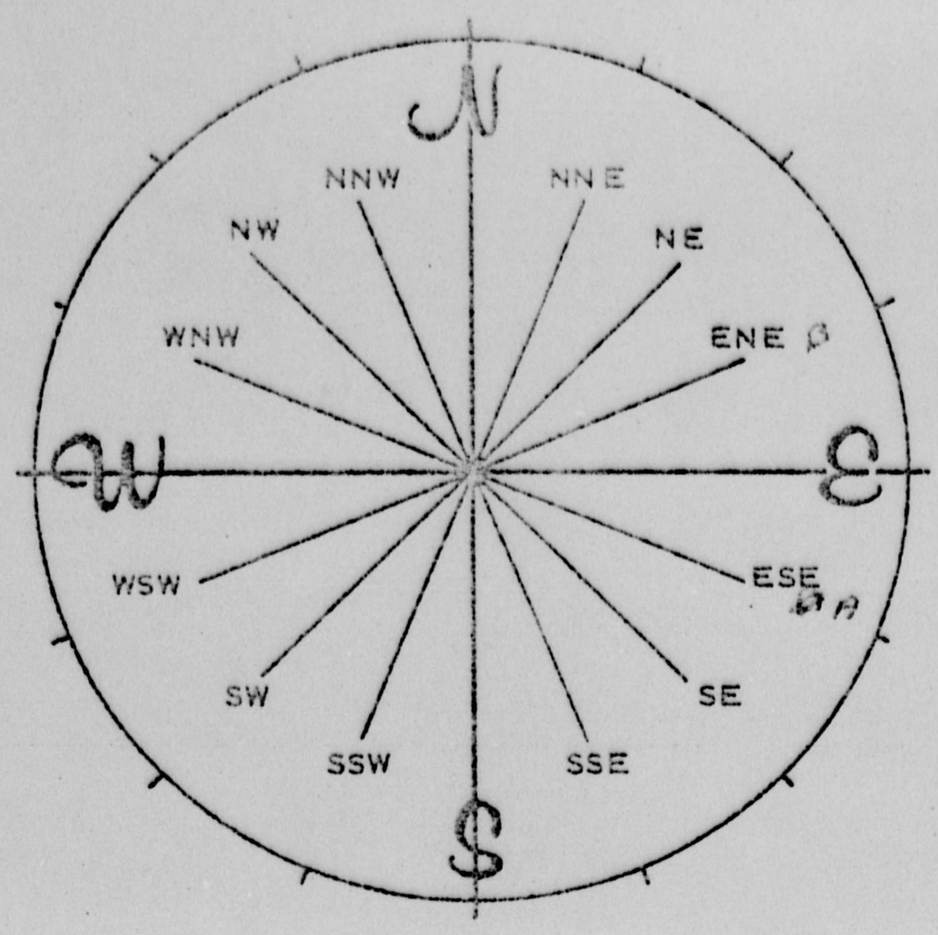

7. IN THE SKETCH BELOW, PLACE AN "A" AT THE POSITION OF THE PHENOMENON WHEN FIRST SEEN, AND A "B" AT THE POSITION OF THE PHENOMENON WHEN LAST SEEN. CONNECT THE "A" AND "B" WITH A LINE TO APPROXIMATE THE MOVEMENT OF THE PHENOMENON BETWEEN "A" AND "B". THAT IS, SCHEMATICALLY SHOW WHETHER THE MOVEMENT APPEARED TO BE STRAIGHT, CURVED OR ZIG-ZAG. REFER TO SMALLER SKETCH AS AN EXAMPLE OF HOW TO COMPLETE THE LARGER SKETCH.

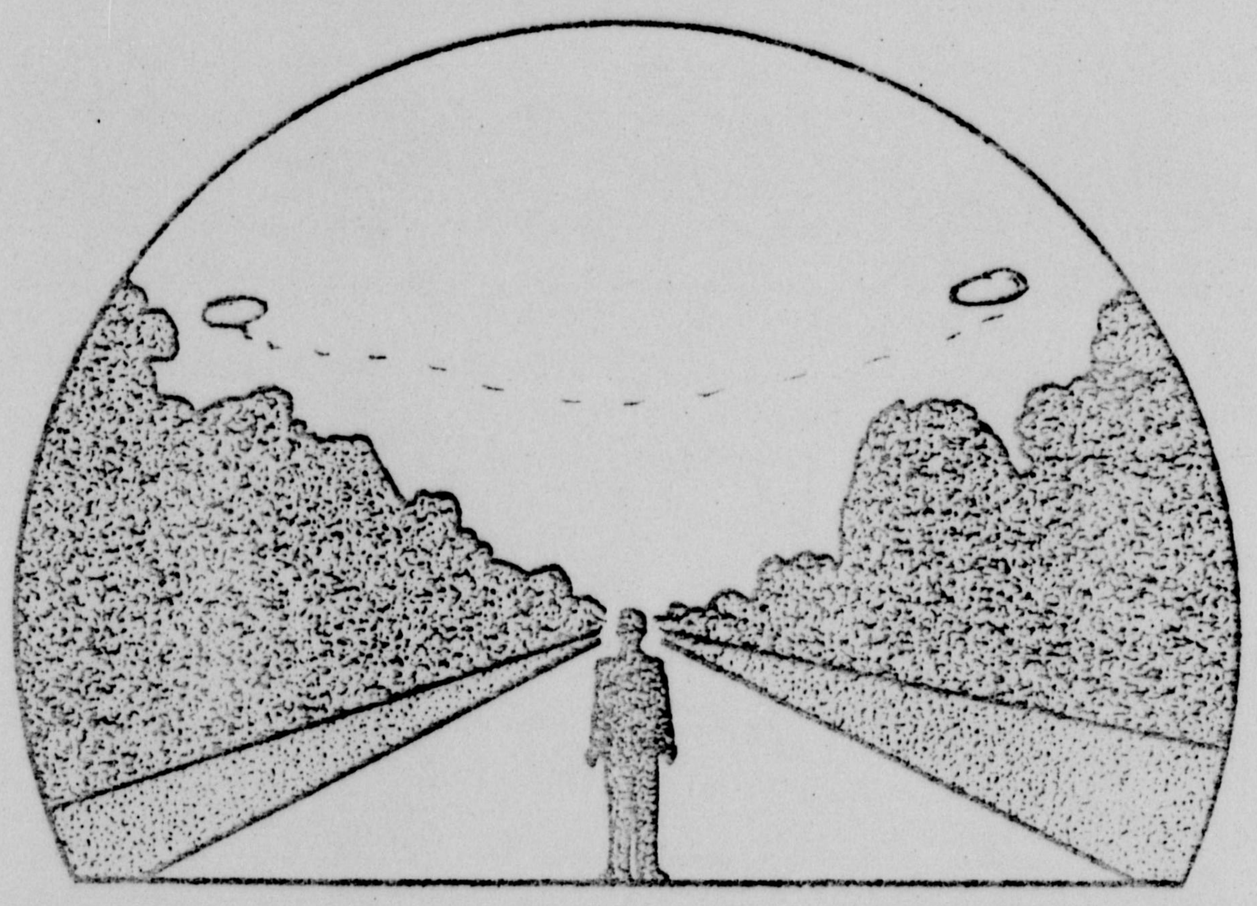

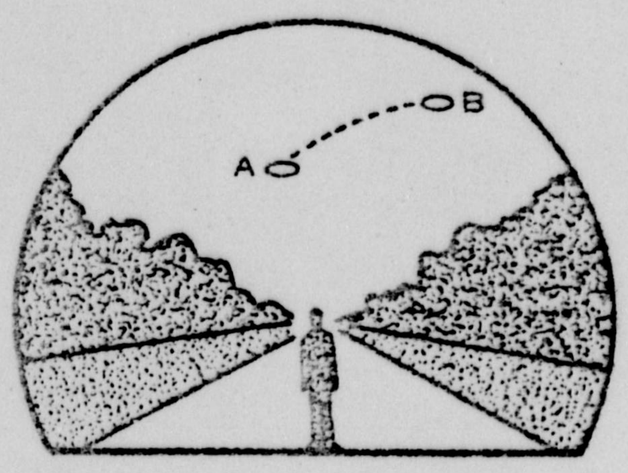

6A. NOW IMAGINE YOU ARE AT THE CENTER OF THE COMPASS ROSE. PLACE AN "A" ON THE COMPASS TO INDICATE THE DIRECTION TO THE PHENOMENON WHEN FIRST SEEN. PLACE A "B" ON THE COMPASS TO INDICATE THE DIRECTION TO THE PHENOMENON WHEN LAST SEEN.

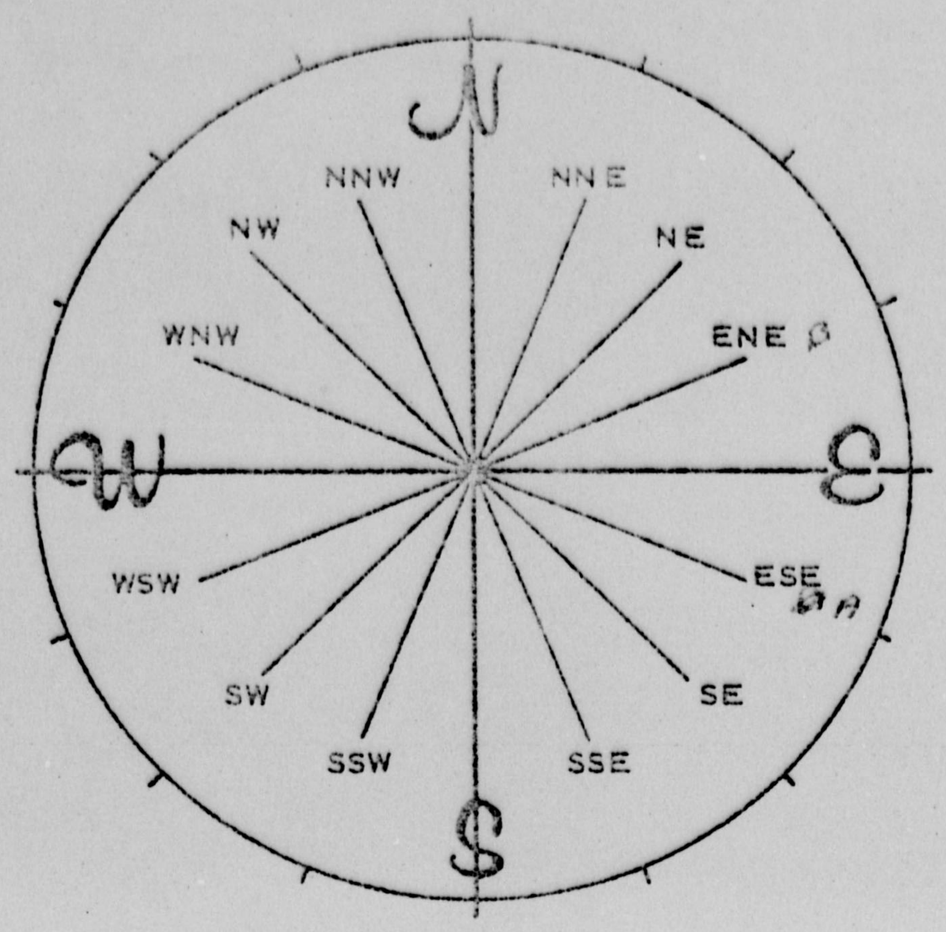

7. IN THE SKETCH BELOW, PLACE AN "A" AT THE POSITION OF THE PHENOMENON WHEN FIRST SEEN, AND A "B" AT THE POSITION OF THE PHENOMENON WHEN LAST SEEN. CONNECT THE "A" AND "B" WITH A LINE TO APPROXIMATE THE MOVEMENT OF THE PHENOMENON BETWEEN "A" AND "B". THAT IS, SCHEMATICALLY SHOW WHETHER THE MOVEMENT APPEARED TO BE STRAIGHT, CURVED OR ZIG-ZAG. REFER TO SMALLER SKETCH AS AN EXAMPLE OF HOW TO COMPLETE THE LARGER SKETCH.

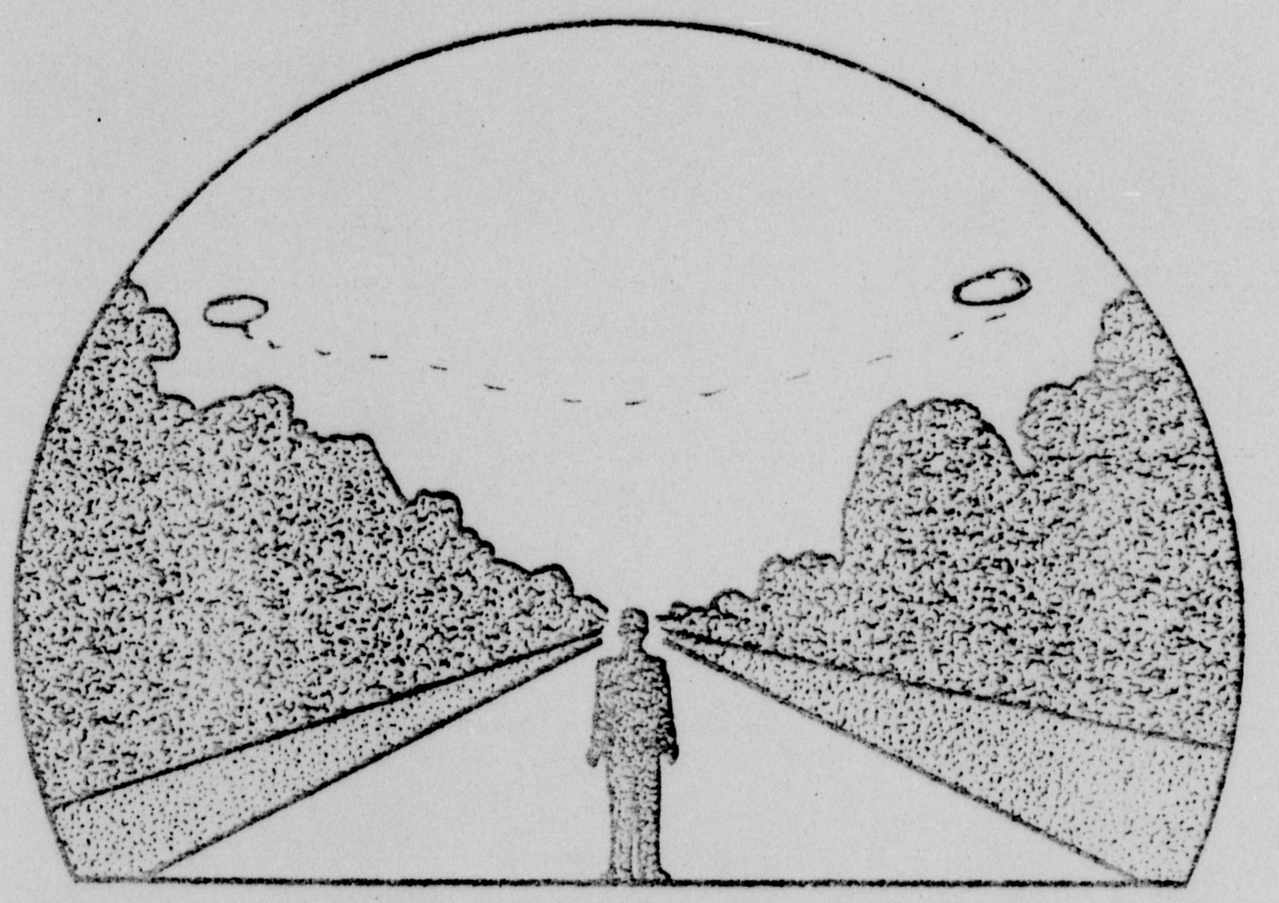

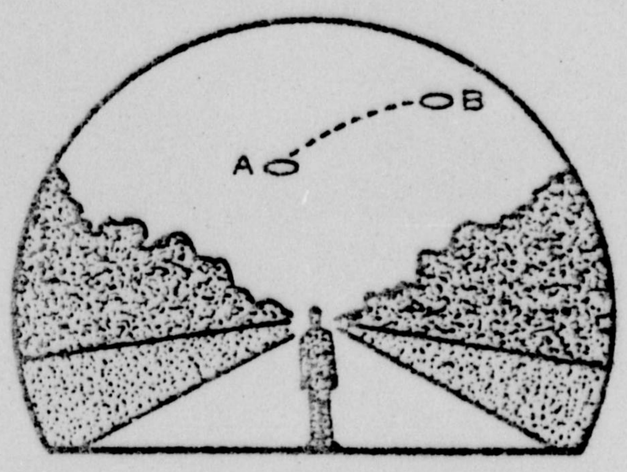

8. WHERE WERE YOU WHEN YOU SAW THE PHENOMENON? *(Check appropriate blocks.)*

✓	OUTDOORS		IN BUSINESS SECTION OF CITY
	IN BUILDING		IN RESIDENTIAL SECTION OF CITY
	IN CAR ☐ AS DRIVER ☐ AS PASSENGER		IN OPEN COUNTRYSIDE
	IN BOAT		NEAR AIRFIELD
	IN AIRPLANE ☐ AS PILOT ☐ AS PASSENGER		FLYING OVER CITY
	OTHER In back yard		FLYING OVER OPEN COUNTRY
			OTHER

A. IF YOU WERE IN A VEHICLE, COMPLETE THE FOLLOWING:

WHAT DIRECTION WERE YOU MOVING?

	NORTH		EAST
	SOUTH		WEST
	NORTHEAST	✓	SOUTHEAST
	NORTHWEST		SOUTHWEST

HOW FAST WERE YOU MOVING?

Normal walk

DID YOU STOP ANYTIME WHILE OBSERVING THE PHENOMENON?

☑ YES ☐ NO

EXPLAIN WHETHER SUCH MOVEMENT AFFECTS YOUR SKETCHES IN ITEMS 5 AND 6.

No change

DESCRIBE TYPE OF VEHICLE YOU WERE IN AND TYPE OF ROAD, TERRAIN OR BODY OF WATER YOU TRAVERSED DURING THE SIGHTING. STATE WHETHER WINDOWS OR CONVERTIBLE TOP WERE UP OR DOWN.

I was in my back yard

HOW MUCH OTHER TRAFFIC WAS THERE?

none

DID YOU NOTICE ANY AIRPLANES? ☐ YES ☑ NO. IF "YES," DESCRIBE WHEN THEY WERE IN SIGHT RELATIVE TO THE TIME OF SIGHTING THE PHENOMENON AND WHERE THEY WERE IN THE SKY RELATIVE TO THE POSITION OF THE PHENOMENON.

9. HOW LONG WAS THE PHENOMENON IN SIGHT?

LENGTH OF TIME				
about 15 minutes		CERTAIN OF TIME		NOT VERY SURE
	✓	FAIRLY CERTAIN		JUST A GUESS

HOW WAS TIME DETERMINED? I looked at clock when I went to the back yard and looked at it again when I came back in.

WAS THE PHENOMENON IN SIGHT CONTINUOUSLY? ☑ YES ☐ NO. IF "NO," INDICATE WHETHER THIS IS DUE TO YOUR MOVEMENT OR THE BEHAVIOR OF THE PHENOMENON, AND DESCRIBE SUCH MOVEMENT OR BEHAVIOR. INDICATE DISAPPEARANCES ON PREVIOUS SKETCHES.

13. DID THE PHENOMENON	YES	NO	UNKNOWN
MOVE IN A STRAIGHT LINE?	✓		
STAND STILL AT ANYTIME?	✓		
SUDDENLY SPEED UP AND RUN AWAY?		✓	
BREAK UP IN PARTS AND EXPLODE?	✓	✓	
CHANGE COLOR?		✓	
GIVE OFF SMOKE?		✓	
CHANGE BRIGHTNESS?		✓	
CHANGE SHAPE?		✓	
FLASH OR FLICKER?		✓	
DISAPPEAR AND REAPPEAR?		✓	
SPIN LIKE A TOP?	✓		
MAKE A NOISE?		✓	
FLUTTER OR WOBBLE?		✓	

14. WHAT DREW YOUR ATTENTION TO THE PHENOMENON?

nothing, I was walking in my back yard And I looked up like I do often And I saw it

A. HOW DID IT FINALLY DISAPPEAR?

It went straight up

B. DID THE PHENOMENON MOVE BEHIND OR IN FRONT OF SOMETHING, LIKE A CLOUD, TREE, OR BUILDING AT ANY TIME?
☐ YES ☒ NO. IF "YES," DESCRIBE.

15. DRAW A PICTURE THAT WILL SHOW THE SHAPE OF THE PHENOMENON. INCLUDE AND LABEL ANY DETAILS THAT MIGHT HAVE APPEARED AS WINGS OR PROTRUSIONS, AND INDICATE EXHAUST OR VAPOR TRAILS. INDICATE BY AN ARROW THE DIRECTION THE PHENOMENON WAS MOVING.



might be some sort of wind, no Exhaust

16. WHAT WAS THE ANGULAR SIZE? HOLD A MATCH AT ARM'S LENGTH IN FRONT OF A KNOWN OBJECT, SUCH AS A STREET LAMP OR THE MOON. NOTE HOW MUCH OF THE OBJECT IS COVERED BY THE HEAD OF THE MATCH. NOW IF YOU HAD BEEN ABLE TO PERFORM THIS EXPERIMENT AT THE TIME OF THE SIGHTING, ESTIMATE WHAT FRACTION OF THE PHENOMENON WOULD HAVE BEEN COVERED BY THE MATCH HEAD.

I don't know the match would cover the center of the base.

17. DID YOU OBSERVE THE PHENOMENON THROUGH ANY OF THE FOLLOWING? INCLUDE INFORMATION ON MODEL, TYPE, FILTER, LENS PRESCRIPTION OR OTHER APPLICABLE DATA.

	EYEGLASSES		CAMERA VIEWER
	SUNGLASSES		BINOCULARS
	WINDSHIELD		TELESCOPE
	SIDE WINDOW OF VEHICLE		THEODOLITE
	WINDOWPANE		OTHER

A. DO YOU ORDINARILY WEAR GLASSES? ☐ YES ☒ NO

B. DO YOU USE READING GLASSES? ☐ YES ☐ NO

18. WHAT WAS YOUR IMPRESSION OF THE SPEED OF THE PHENOMENON? GIVE ESTIMATE OF SPEED 10 miles an hour

19. WHAT WAS YOUR IMPRESSION OF THE DISTANCE OF THE PHENOMENON? GIVE ESTIMATE OF DISTANCE _____.

20. IN ORDER THAT WE MAY OBTAIN AS CLEAR A PICTURE AS POSSIBLE OF WHAT YOU SAW, DESCRIBE IN YOUR OWN WORDS A COMMON OBJECT OR OBJECTS WHICH, WHEN PLACED IN THE SKY, SIMILAR TO WHERE YOU NOTED THE PHENOMENON, WOULD BEAR SOME RESEMBLANCE TO WHAT YOU SAW. DESCRIBE SIMILARITIES AND DIFFERENCES BETWEEN THE COMMON OBJECT AND WHAT YOU SAW.

Nothing that I know of would look like that as airplane or jet is half-round jets give exhaust or vapor trails planes make noises unless they are gliders or they are real high up in the air.

21. DID YOU NOTICE ANY ODOR, NOISE, OR HEAT EMANATING FROM THE PHENOMENON OR ANY EFFECT ON YOURSELF, ANIMALS OR MACHINERY IN THE VICINITY? ☐ YES ☒ NO. IF "YES," DESCRIBE.

A. DID THE PHENOMENON DISTURB THE GROUND OR LEAVE ANY PHYSICAL EVIDENCE. ☐ YES ☒ NO. IF "YES," DESCRIBE.

22. HAVE YOU EVER SEEN THIS OR A SIMILAR PHENOMENON BEFORE? ☐ YES ☑ NO. IF "YES," GIVE DATE AND LOCATION.

23. WAS ANYONE WITH YOU AT THE TIME YOU SAW THE PHENOMENON? ☐ YES ☑ NO. IF "YES," DID THEY SEE IT TOO? ☐ YES ☐ NO.

A. LIST THEIR NAMES AND ADDRESSES

24. GIVE THE FOLLOWING INFORMATION ABOUT YOURSELF

LAST NAME, FIRST NAME, MIDDLE NAME

[redacted]

ADDRESS (*Street, City, State and Zip Code*)

[redacted] Lane North Forestville Washington Maryland 20747

TELEPHONE (*Area code and number*)	AGE		MALE		FEMALE
[redacted]	15	✓			

INDICATE ADDITIONAL INFORMATION INCLUDING OCCUPATION AND ANY EXPERIENCE WHICH MAY BE PERTINENT.

I don't have a job. I am a student at Suitland High School.

25. WHEN AND TO WHOM DID YOU REPORT THAT YOU HAD SIGHTED THIS PHENOMENON?

NAME Charles Dubin DAY 13 MONTH 10 YEAR 1967

26. DATE YOU COMPLETED THIS QUESTIONNAIRE.

DAY 20 MONTH 10 YEAR 1967

27. INFORMATION WHICH YOU FEEL IS PERTINENT BUT WHICH IS NOT ADEQUATELY COVERED IN THIS QUESTIONNAIRE, ALTERNATIVELY PROVIDE A NARRATIVE EXPLANATION OF THE SIGHTING.

I went outside to bring in the clothes when I looked up and I saw it. I ran in the house got the camera took two ~~pictures~~ pictures before it flew away.

13 Oct 68

TDPT (UFO)

UFO Report, 13 October 1968

1001 AB Wg (DOBO)

1. Reference the attached unidentified flying object (UFO) report of 13 October 1968, on AF Form 117. The form was received in an envelope from your office without any comment. The report does not appear to have been investigated in accordance with AFR 80-17 and changes thereto. Request you investigate this report.

2. Page 9 of the completed form indicates that the observer took photographs of the UFO. When submitting your report, please insure that you also include all data requested in paragraph 12a. A photographic analysis cannot be performed without the original negatives; they will be returned to the owner upon completion of analysis.

3. We would appreciate comments from the preparing officer as to what stimulus might have possible caused the sighting. Also, in the comments section, it is helpful to our analysts if you would include those areas that you have checked, such as:

a. RADAR PERSONNEL - whether they had any identified or unidentified blips at the time of the observation.

b. CONTROL TOWER PERSONNEL - statement as to whether the control tower operator observed anything unusual at the time of the observation.

c. LOCAL LAW ENFORCEMENT AGENCIES - often, they can provide information on the reliability of the witness. Also, they may have received a UFO report, or additional information that may provide you with the stimulus of the UFO observation.

It is important that you provide this information in your report so that our office does not duplicate your investigation.

TDPT (UFO) OFFICIAL FILE CY

4. Please let us know what action you have taken on this report so that we may close out our file.

FOR THE COMMANDER

HECTOR QUINTANILLA, Jr, Lt Colonel, USAF
Chief, Aerial Phenomena Office
Aerospace Technologies Division
Production Directorate

1 Atch
UFO Rpt, 13 Oct 68
N Forestville, Maryland

(UFO) OFFICIAL FILE CY

