PROJECT 10073 RECORD

1. DATE - TIME GROUP 6 Sept 68	2. LOCATION Cincinnati, Ohio
3. SOURCE Civilian	10. CONCLUSION INSUFFICIENT DATA FOR EVALUATION
4. NUMBER OF OBJECTS One	
5. LENGTH OF OBSERVATION Not Reported	11. BRIEF SUMMARY AND ANALYSIS The observer called to say that her daughter had sighted and photographed a UFO. Neither the form 117 or photographes have been forwarded to this office as of 25 Nov 68.
6. TYPE OF OBSERVATION Ground-Visual	
7. COURSE Not Reported	
8. PHOTOS ☐ Yes ☒ No	
9. PHYSICAL EVIDENCE ☐ Yes ☒ No	

FORM
FTD SEP 63 0-329 (TDE) Previous editions of this form may be used.

Tello
6 Sept 68

TDPT (UFO) Lt col Quintanilla/70916/mhs/11 Sep 68

11 Sep 68

UFO Observation & Photographs, 6 September 1968

Miss [redacted]
[redacted]
Cincinnati, Ohio 45240

1. Reference the telephone conversation of 11 September 1968 between your mother and 2d Lt Marano of this office. Additional information on your sighting and the original photograph are needed to perform an investigation. We would appreciate your completing the inclosed photographic data sheet and AF Form 117. You may return them to our office, along with your original photograph, in the self-addressed envelope. Upon completion of analysis we will return your photograph along with our findings.

2. Thank you for reporting your observation to the Air Force.

HECTOR QUINTANILLA, Jr, Lt Colonel, USAF
Chief, Aerial Phenomena Office
Aerospace Technologies Division
Production Directorate

2 Atch
1. AF Form 117 w/envelope
2. Photo Data Sheet

OFFICIAL FILE CY

TDPT (UFO)

PROJECT 10073 RECORD

1. DATE - TIME GROUP 6 Sept 68 2315EDT 07/0315Z	2. LOCATION Cincinnati, Ohio (2 Witnesses)
3. SOURCE Civilians	10. CONCLUSION Possible (HOT AIR BALLOON) The description is similar to that of a garmet bag hot air balloon.
4. NUMBER OF OBJECTS Two	
5. LENGTH OF OBSERVATION 15 Minutes	11. BRIEF SUMMARY AND ANALYSIS The observers sighted two objects that looked something liek round edged red "T's". "The one object furthest north blacked out completely and instantly, then the other one started fading out and was gone completely in about another minute."
6. TYPE OF OBSERVATION Ground-Visual	
7. COURSE NNE - Ene	
8. PHOTOS ☐ Yes ☒ No	
9. PHYSICAL EVIDENCE ☐ Yes ☒ No	

FORM
FTD SEP 63 0-329 (TDE) Previous editions of this form may be used.

1 OCT 1968

TDPT (UFO) Lt Col Quintanilla/70916/ber/1 Oct 68

UFO Observation, 6 September 1968

Mrs [redacted]
Cincinnati, Ohio 45216

The description of the "UFO" that you sighted is similar to the descriptions that we have had in the past of garnet bag Hot Air Balloons. (See attached description).

HECTOR QUINTANILLA, Jr, Lt Colonel, USAF
Chief, Aerial Phenomena Office
Aerospace Technologies Division
Production Directorate

1 Atch
Description

TDPT (UFO) OFFICIAL READING FILE

AFR 80-17(C1)

SIGHTING OF UNIDENTIFIED PHENOMENA QUESTIONNAIRE

BUDGET BUREAU APPROVAL NUMBER 21-R258

THIS QUESTIONNAIRE HAS BEEN PREPARED SO THAT YOU CAN GIVE THE U.S. AIR FORCE AS MUCH INFORMATION AS POSSIBLE CONCERNING THE UNIDENTIFIED PHENOMENON THAT YOU HAVE OBSERVED. PLEASE TRY TO ANSWER ALL OF THE QUESTIONS. THE INFORMATION YOU GIVE WILL BE USED FOR RESEARCH PURPOSES. YOUR NAME WILL NOT BE USED IN CONNECTION WITH ANY OF YOUR STATEMENTS OR CONCLUSIONS WITHOUT YOUR PERMISSION. RETURN TO AIR FORCE BASE INVESTIGATOR FOR FORWARDING TO FTD (TDETR), WRIGHT-PATTERSON AFB, OHIO 45433, IAW AFR 80-17. *(IF ADDITIONAL SHEETS ARE NEEDED FOR NARRATIVE OR SKETCHES ATTACH SECURELY TO THIS FORM OR ANNOTATE WITH YOUR NAME FOR IDENTIFICATION.)*

1. WHEN DID YOU SEE THE PHENOMENON?

DAY 6 MONTH SEPT YEAR 1965

2. WHAT TIME DID YOU FIRST SIGHT THE PHENOMENON?

HOUR 11 MINUTES 15 ☐ A.M. ☒ P.M.

3. WHAT TIME DID YOU LAST SIGHT THE PHENOMENON?

HOUR 11 MINUTES 30 ☐ A.M. ☒ P.M.

4. TIME/ZONE ☒ DAYLIGHT SAVINGS ☐ STANDARD

☐ EASTERN ☐ CENTRAL ☐ MOUNTAIN ☐ PACIFIC ☐ OTHER

5. WHERE WERE YOU WHEN YOU SAW THE PHENOMENON? IF IN CITY, GIVE THE NEAREST STREET ADDRESS AND INDICATE ON A HAND DRAWN MAP WHERE YOU WERE STANDING WITH REFERENCE TO THE ADDRESS. IF IN THE COUNTRY, IDENTIFY THE HIGHWAY YOU WERE ON OR NEAR AND TRY TO FIX A DISTANCE AND DIRECTION FROM SOME RECOGNIZABLE LANDMARK.

STREET ADDRESS

Hunsford ST.

(120

approximate location

10 miles north of downtown Cincinnati and 1/4 mile west of Interstate I-75

6. IMAGINE YOU ARE AT THE POINT SHOWN IN THE SKETCH, PLACE AN "A" ON THE CURVED LINE TO SHOW HOW HIGH THE PHENOMENON WAS ABOVE THE HORIZON, OR SKYLINE, WHEN FIRST SEEN. PLACE A "B" ON THE SAME CURVED LINE TO SHOW HOW HIGH ABOVE THE HORIZON THE PHENOMENON WAS WHEN LAST SEEN.

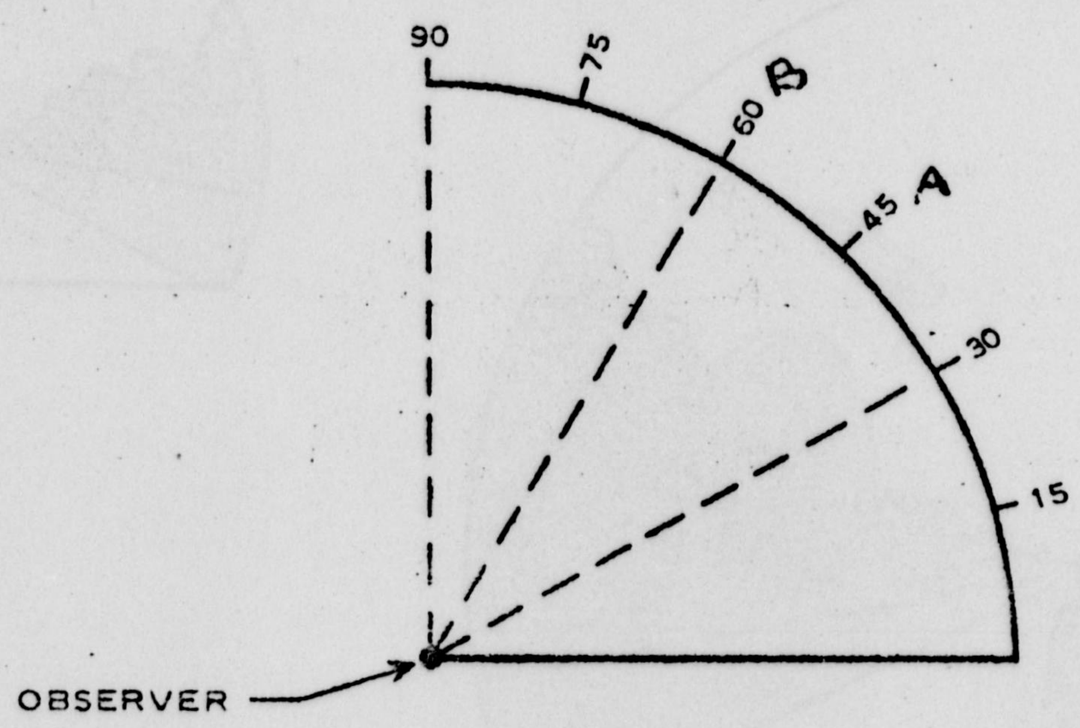

AF FORM AUG 67 117

8A. NOW IMAGINE YOU ARE AT THE CENTER OF THE COMPASS ROSE. PLACE AN "A" ON THE COMPASS TO INDICATE THE DIRECTION TO THE PHENOMENON WHEN FIRST SEEN. PLACE A "B" ON THE COMPASS TO INDICATE THE DIRECTION TO THE PHENOMENON WHEN LAST SEEN.

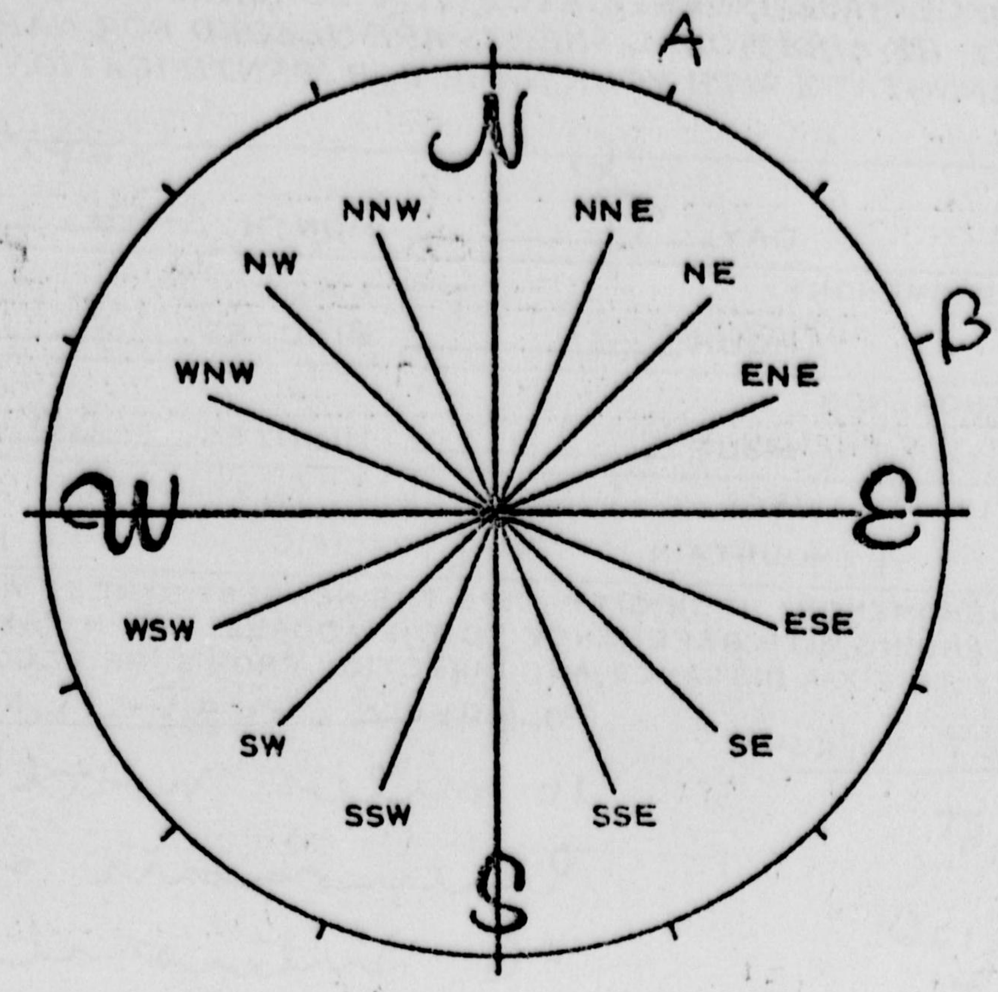

7. IN THE SKETCH BELOW, PLACE AN "A" AT THE POSITION OF THE PHENOMENON WHEN FIRST SEEN, AND A "B" AT THE POSITION OF THE PHENOMENON WHEN LAST SEEN. CONNECT THE "A" AND "B" WITH A LINE TO APPROXIMATE THE MOVEMENT OF THE PHENOMENON BETWEEN "A" AND "B". THAT IS, SCHEMATICALLY SHOW WHETHER THE MOVEMENT APPEARED TO BE STRAIGHT, CURVED OR ZIG-ZAG. REFER TO SMALLER SKETCH AS AN EXAMPLE OF HOW TO COMPLETE THE LARGER SKETCH.



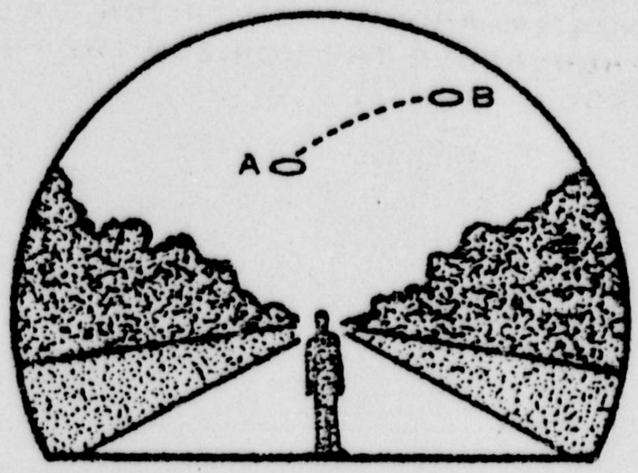

8. WHERE WERE YOU WHEN YOU SAW THE PHENOMENON? *(Check appropriate blocks.)*

	OUTDOORS ✓		IN BUSINESS SECTION OF CITY
	IN BUILDING		IN RESIDENTIAL SECTION OF CITY ✓
	IN CAR ☐ AS DRIVER ☐ AS PASSENGER		IN OPEN COUNTRYSIDE
	IN BOAT		NEAR AIRFIELD
	IN AIRPLANE ☐ AS PILOT ☐ AS PASSENGER		FLYING OVER CITY
	OTHER		FLYING OVER OPEN COUNTRY
			OTHER

A. IF YOU WERE IN A VEHICLE, COMPLETE THE FOLLOWING:

WHAT DIRECTION WERE YOU MOVING?

	NORTH		EAST
	SOUTH		WEST
	NORTHEAST		SOUTHEAST
	NORTHWEST		SOUTHWEST

HOW FAST WERE YOU MOVING?

DID YOU STOP ANYTIME WHILE OBSERVING THE PHENOMENON?

☐ YES ☐ NO

EXPLAIN WHETHER SUCH MOVEMENT AFFECTS YOUR SKETCHES IN ITEMS 5 AND 6.

DESCRIBE TYPE OF VEHICLE YOU WERE IN AND TYPE OF ROAD, TERRAIN OR BODY OF WATER YOU TRAVERSED DURING THE SIGHTING. STATE WHETHER WINDOWS OR CONVERTIBLE TOP WERE UP OR DOWN.

HOW MUCH OTHER TRAFFIC WAS THERE?

DID YOU NOTICE ANY AIRPLANES? ☐ YES ☒ NO. IF "YES," DESCRIBE WHEN THEY WERE IN SIGHT RELATIVE TO THE TIME OF SIGHTING THE PHENOMENON AND WHERE THEY WERE IN THE SKY RELATIVE TO THE POSITION OF THE PHENOMENON.

9. HOW LONG WAS THE PHENOMENON IN SIGHT?

LENGTH OF TIME 15 minutes		CERTAIN OF TIME		NOT VERY SURE
		FAIRLY CERTAIN		JUST A GUESS

HOW WAS TIME DETERMINED? clock

WAS THE PHENOMENON IN SIGHT CONTINUOUSLY? ☒ YES ☐ NO. IF "NO," INDICATE WHETHER THIS IS DUE TO YOUR MOVEMENT OR THE BEHAVIOR OF THE PHENOMENON, AND DESCRIBE SUCH MOVEMENT OR BEHAVIOR. INDICATE DISAPPEARANCES ON PREVIOUS SKETCHES.

10. IF THERE WERE MORE THAN ONE PHENOMENON, HOW MANY WERE THERE? DRAW A PICTURE TO SHOW HOW THEY WERE ARRANGED. DID THIS ARRANGEMENT CHANGE DURING THE SIGHTING?



(2)



11. CONDITIONS *(Check appropriate blocks.)*

A. SKY		B. WEATHER			
	DAY		CUMULUS CLOUDS *(Low fluffy)*		FOG OR MIST
	TWILIGHT		CIRRUS CLOUDS *(High fleecy or Herring-bone)*		HEAVY RAIN
	NIGHT				LIGHT RAIN OR DRIZZLE
	CLEAR ✓		NIMBUS CLOUDS *(Rain)*		HAIL
	PARTLY CLOUDY		CUMULONIMBUS CLOUDS *(Thunderstorms)*		SNOW OR SLEET
	COMPLETELY OVERCAST				UNKNOWN
			HAZE OR SMOG		NONE OF THE ABOVE ✓

C. IF THE SIGHTING WAS AT TWILIGHT OR NIGHT, WHAT DID YOU NOTICE ABOUT THE STARS AND MOON?

(1) STARS		(2) MOON		
	NONE		BRIGHT MOONLIGHT ✓	NO MOONLIGHT
	A FEW ✓		MOON WITH HALO	UNKNOWN
	MANY		MOON HIDDEN BY CLOUDS	
	UNKNOWN		PARTIAL *(New or quarter)*	

D. IF SIGHTING WAS IN DAYLIGHT, WAS THE SUN VISIBLE? ☐ YES ☐ NO. IF "YES," WHERE WAS THE SUN AS YOU FACED THE PHENOMENON?

	IN FRONT OF YOU		TO YOUR RIGHT		OVERHEAD *(Near noon)*
	IN BACK OF YOU		TO YOUR LEFT		UNKNOWN

E. SPECIFY THE MAJOR SOURCE OF ILLUMINATION PRESENT DURING THE SIGHTING, SUCH AS THE SUN, HEADLIGHTS OR STREET LAMP, ETC. FOR TERRESTRIAL ILLUMINATION, SPECIFY DISTANCE TO LIGHT SOURCE.

MOON, —

12. GIVE A BRIEF DESCRIPTION OF THE PHENOMENON, INDICATING WHETHER IT APPEARED DARK OR LIGHT, WHETHER IT REFLECTED LIGHT OR WAS SELF-LUMINOUS AND WHAT COLORS YOU NOTICED. DESCRIBE YOUR IMPRESSION OF WHETHER IT WAS SOLID OR TRANSPARENT, WHETHER EDGES WERE SHARP OR FUZZY. DESCRIBE THE SHAPE OR INDICATE IF IT APPEARED AS A POINT OF LIGHT. INDICATE COMPARISONS WITH OTHER OBSERVED OBJECTS, LIKE STARS, A LIGHT OR OTHER OBJECT IN YOUR FIELD OF VIEW.

2 red objects, appeared self- luminous appeared solid, sharp edges, both shaped like round edged T's (example: ⊢), ~~approximately~~ 5 times approximately ~~⅔~~ the size of a star.

~~[redacted]~~ I went into house to report phenomenon, so I didn't see it long, but my mother, Mrs. Ellison, can answer these questions.

AFR 80-17(C1)

13. DID THE PHENOMENON	YES	NO	UNKNOWN
MOVE IN A STRAIGHT LINE?	✓		
STAND STILL AT ANYTIME?		✓	
SUDDENLY SPEED UP AND RUN AWAY?			
BREAK UP IN PARTS AND EXPLODE?			
CHANGE COLOR?			
GIVE OFF SMOKE?			
CHANGE BRIGHTNESS?			
CHANGE SHAPE?			
FLASH OR FLICKER?			
DISAPPEAR AND REAPPEAR?			
SPIN LIKE A TOP?			
MAKE A NOISE?			
FLUTTER OR WOBBLE?			

14. WHAT DREW YOUR ATTENTION TO THE PHENOMENON?

my mother noticed it and asked me if I knew what it was

A. HOW DID IT FINALLY DISAPPEAR?

←

B. DID THE PHENOMENON MOVE BEHIND OR IN FRONT OF SOMETHING, LIKE A CLOUD, TREE, OR BUILDING AT ANY TIME?
☐ YES ☐ NO. IF "YES," DESCRIBE.

15. DRAW A PICTURE THAT WILL SHOW THE SHAPE OF THE PHENOMENON. INCLUDE AND LABEL ANY DETAILS THAT MIGHT HAVE APPEARED AS WINGS OR PROTRUSIONS, AND INDICATE EXHAUST OR VAPOR TRAILS. INDICATE BY AN ARROW THE DIRECTION THE PHENOMENON WAS MOVING.



16. WHAT WAS THE ANGULAR SIZE? HOLD A MATCH AT ARM'S LENGTH IN FRONT OF A KNOWN OBJECT, SUCH AS A STREET LAMP OR THE MOON. NOTE HOW MUCH OF THE OBJECT IS COVERED BY THE HEAD OF THE MATCH. NOW IF YOU HAD BEEN ABLE TO PERFORM THIS EXPERIMENT AT THE TIME OF THE SIGHTING, ESTIMATE WHAT FRACTION OF THE PHENOMENON WOULD HAVE BEEN COVERED BY THE MATCH HEAD.

3/4

17. DID YOU OBSERVE THE PHENOMENON THROUGH ANY OF THE FOLLOWING? INCLUDE INFORMATION ON MODEL, TYPE, FILTER, LENS PRESCRIPTION OR OTHER APPLICABLE DATA.

	EYEGLASSES		CAMERA VIEWER
	SUNGLASSES		BINOCULARS
	WINDSHIELD		TELESCOPE
	SIDE WINDOW OF VEHICLE		THEODOLITE
	WINDOWPANE		OTHER

A. DO YOU ORDINARILY WEAR GLASSES? ☐ YES ☒ NO

B. DO YOU USE READING GLASSES? ☒ YES ☐ NO

18. WHAT WAS YOUR IMPRESSION OF THE SPEED OF THE PHENOMENON? GIVE ESTIMATE OF SPEED 1120 mph average speed of airplane

19. WHAT WAS YOUR IMPRESSION OF THE DISTANCE OF THE PHENOMENON? GIVE ESTIMATE OF DISTANCE _____. Page 2 (6A)

20. IN ORDER THAT WE MAY OBTAIN AS CLEAR A PICTURE AS POSSIBLE OF WHAT YOU SAW, DESCRIBE IN YOUR OWN WORDS A COMMON OBJECT OR OBJECTS WHICH, WHEN PLACED IN THE SKY, SIMILAR TO WHERE YOU NOTED THE PHENOMENON, WOULD BEAR SOME RESEMBLANCE TO WHAT YOU SAW. DESCRIBE SIMILARITIES AND DIFFERENCES BETWEEN THE COMMON OBJECT AND WHAT YOU SAW.

a common letter T

21. DID YOU NOTICE ANY ODOR, NOISE, OR HEAT EMANATING FROM THE PHENOMENON OR ANY EFFECT ON YOURSELF, ANIMALS OR MACHINERY IN THE VICINITY? ☐ YES ☒ NO. IF "YES," DESCRIBE.

A. DID THE PHENOMENON DISTURB THE GROUND OR LEAVE ANY PHYSICAL EVIDENCE. ☐ YES ☒ NO. IF "YES," DESCRIBE.

22. HAVE YOU EVER SEEN THIS OR A SIMILAR PHENOMENON BEFORE? ☐ YES ☒ NO. IF "YES," GIVE DATE AND LOCATION.

23. WAS ANYONE WITH YOU AT THE TIME YOU SAW THE PHENOMENON? ☐ YES ☐ NO. IF "YES," DID THEY SEE IT TOO? ☐ YES ☐ NO.

A. LIST THEIR NAMES AND ADDRESSES

24. GIVE THE FOLLOWING INFORMATION ABOUT YOURSELF

LAST NAME, FIRST NAME, MIDDLE NAME [redacted]

ADDRESS (Street, City, State and Zip Code) [redacted], Cinti, Ohio, 45216

TELEPHONE (Area code and number)	AGE				
[redacted]	21	X	MALE		FEMALE

INDICATE ADDITIONAL INFORMATION INCLUDING OCCUPATION AND ANY EXPERIENCE WHICH MAY BE PERTINENT.

25. WHEN AND TO WHOM DID YOU REPORT THAT YOU HAD SIGHTED THIS PHENOMENON?

NAME Wright-Patterson, AFB, Ohio DAY 6 MONTH Aug YEAR 1968

26. DATE YOU COMPLETED THIS QUESTIONNAIRE.

DAY 22 MONTH Sept YEAR 1968

27. INFORMATION WHICH YOU FEEL IS PERTINENT BUT WHICH IS NOT ADEQUATELY COVERED IN THIS QUESTIONNAIRE, ALTERNATIVELY PROVIDE A NARRATIVE EXPLANATION OF THE SIGHTING.

yes, like I said before there were 2 identical objects moving at the same speed, keeping equal distance between them, I recorded the distance between them by holding a dime at arm's length and there was [redacted] exactly a dime's diameter between them at all times.

SIGHTING OF UNIDENTIFIED PHENOMENA QUESTIONNAIRE

BUDGET BUREAU APPROVAL NUMBER 21-R253

THIS QUESTIONNAIRE HAS BEEN PREPARED SO THAT YOU CAN GIVE THE U.S. AIR FORCE AS MUCH INFORMATION AS POSSIBLE CONCERNING THE UNIDENTIFIED PHENOMENON THAT YOU HAVE OBSERVED. PLEASE TRY TO ANSWER ALL OF THE QUESTIONS. THE INFORMATION YOU GIVE WILL BE USED FOR RESEARCH PURPOSES. YOUR NAME WILL NOT BE USED IN CONNECTION WITH ANY OF YOUR STATEMENTS OR CONCLUSIONS WITHOUT YOUR PERMISSION. RETURN TO AIR FORCE BASE INVESTIGATOR FOR FORWARDING TO FTD (TDETR), WRIGHT-PATTERSON AFB, OHIO 45433, IAW AFR 80-17. *(IF ADDITIONAL SHEETS ARE NEEDED FOR NARRATIVE OR SKETCHES ATTACH SECURELY TO THIS FORM OR ANNOTATE WITH YOUR NAME FOR IDENTIFICATION.)*

1. WHEN DID YOU SEE THE PHENOMENON?
DAY 6th MONTH Sept YEAR 1968

2. WHAT TIME DID YOU FIRST SIGHT THE PHENOMENON?
HOUR 11 MINUTES 15 ☐ A.M. ☑ P.M.

3. WHAT TIME DID YOU LAST SIGHT THE PHENOMENON?
HOUR 11 MINUTES 30 ☐ A.M. ☒ P.M.

4. TIME/ZONE ☒ DAYLIGHT SAVINGS ☐ STANDARD
☐ EASTERN ☐ CENTRAL ☐ MOUNTAIN ☐ PACIFIC ☐ OTHER

5. WHERE WERE YOU WHEN YOU SAW THE PHENOMENON? IF IN CITY, GIVE THE NEAREST STREET ADDRESS AND INDICATE ON A HAND DRAWN MAP WHERE YOU WERE STANDING WITH REFERENCE TO THE ADDRESS. IF IN THE COUNTRY, IDENTIFY THE HIGHWAY YOU WERE ON OR NEAR AND TRY TO FIX A DISTANCE AND DIRECTION FROM SOME RECOGNIZABLE LANDMARK.

Street address [redacted]

10 miles north of downtown Cincin. and ¼ mile west of Interstate I-75 at Galbraith Rd exit

6. IMAGINE YOU ARE AT THE POINT SHOWN IN THE SKETCH, PLACE AN "A" ON THE CURVED LINE TO SHOW HOW HIGH THE PHENOMENON WAS ABOVE THE HORIZON, OR SKYLINE, WHEN FIRST SEEN. PLACE A "B" ON THE SAME CURVED LINE TO SHOW HOW HIGH ABOVE THE HORIZON THE PHENOMENON WAS WHEN LAST SEEN.

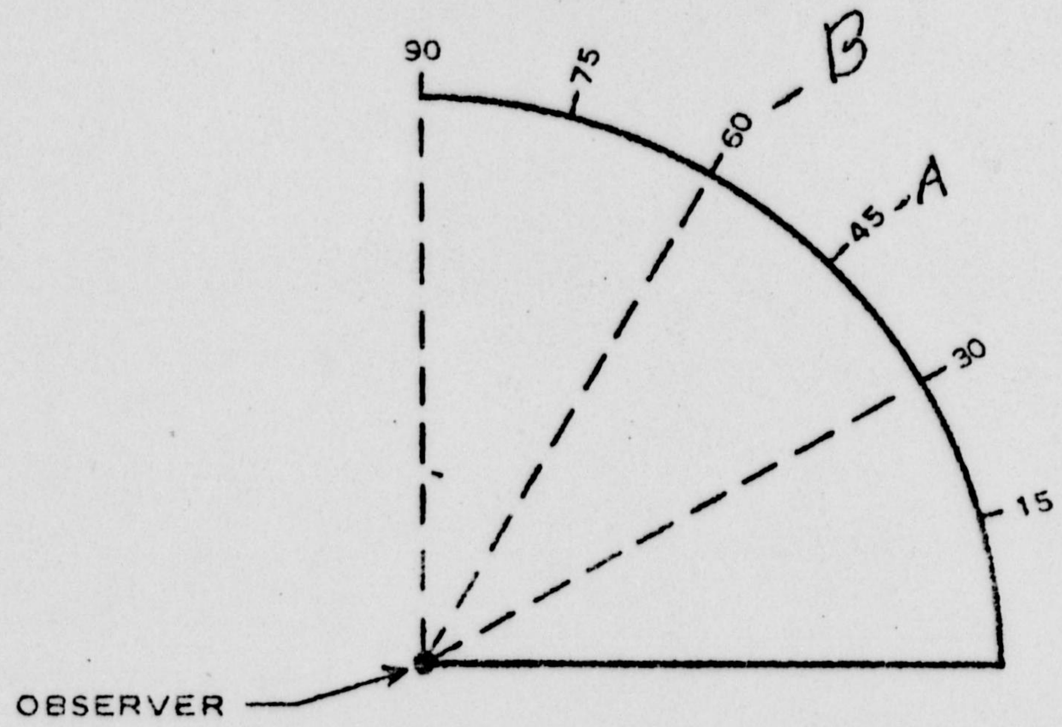

AF FORM AUG 67 117

8A. NOW IMAGINE YOU ARE AT THE CENTER OF THE COMPASS ROSE. PLACE AN "A" ON THE COMPASS TO INDICATE THE DIRECTION TO THE PHENOMENON WHEN FIRST SEEN. PLACE A "B" ON THE COMPASS TO INDICATE THE DIRECTION TO THE PHENOMENON WHEN LAST SEEN.

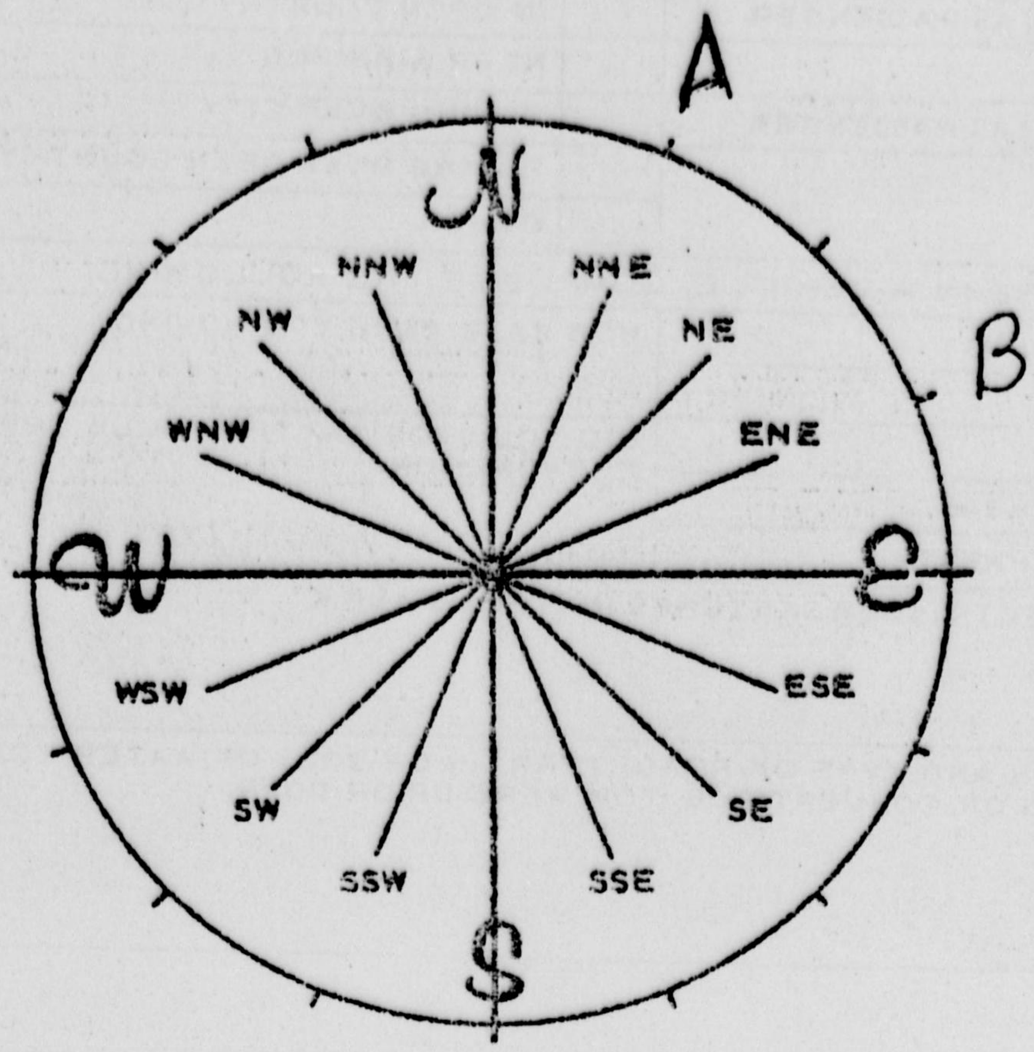

7. IN THE SKETCH BELOW, PLACE AN "A" AT THE POSITION OF THE PHENOMENON WHEN FIRST SEEN, AND A "B" AT THE POSITION OF THE PHENOMENON WHEN LAST SEEN. CONNECT THE "A" AND "B" WITH A LINE TO APPROXIMATE THE MOVEMENT OF THE PHENOMENON BETWEEN "A" AND "B". THAT IS, SCHEMATICALLY SHOW WHETHER THE MOVEMENT APPEARED TO BE STRAIGHT, CURVED OR ZIG-ZAG. REFER TO SMALLER SKETCH AS AN EXAMPLE OF HOW TO COMPLETE THE LARGER SKETCH.

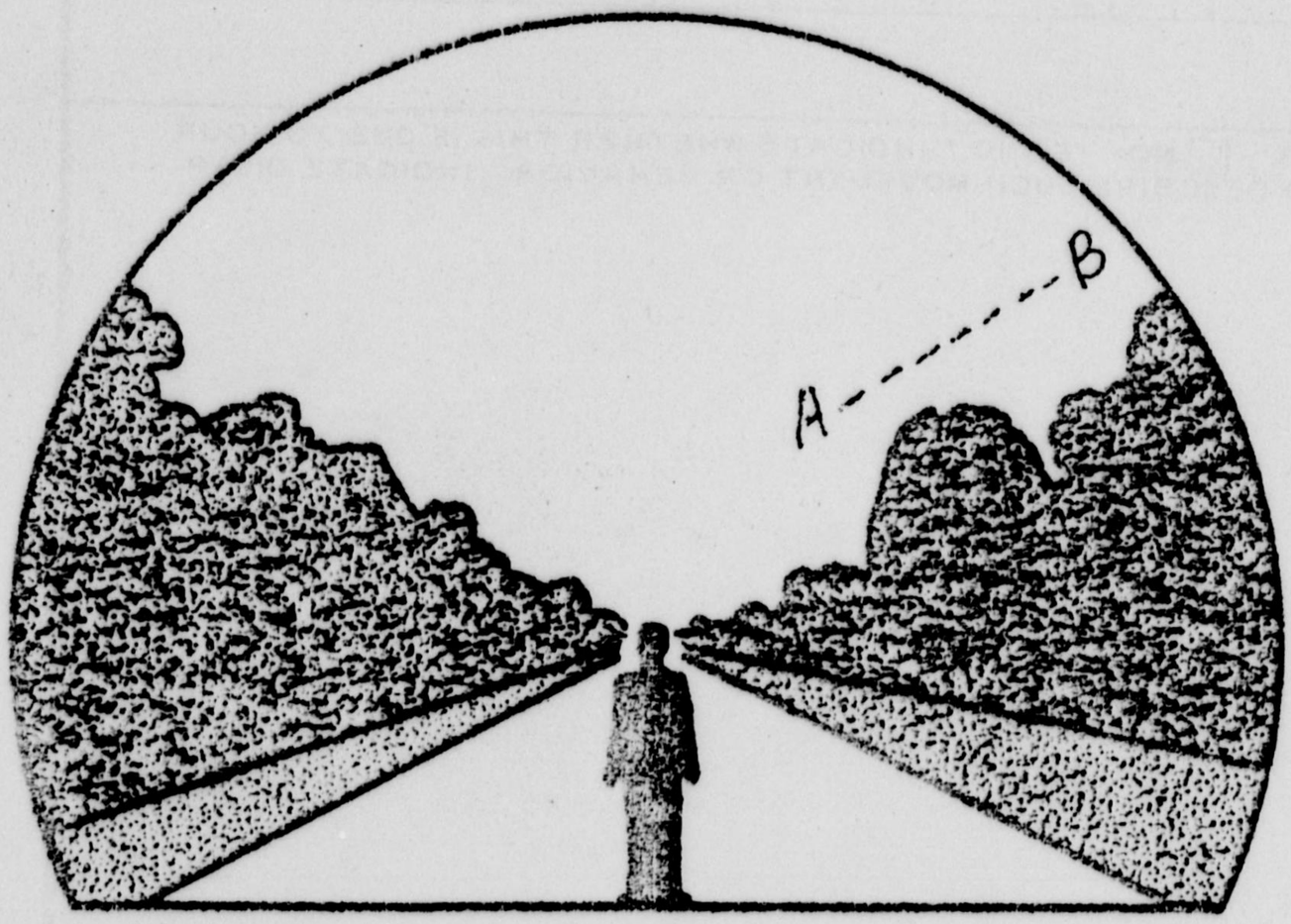

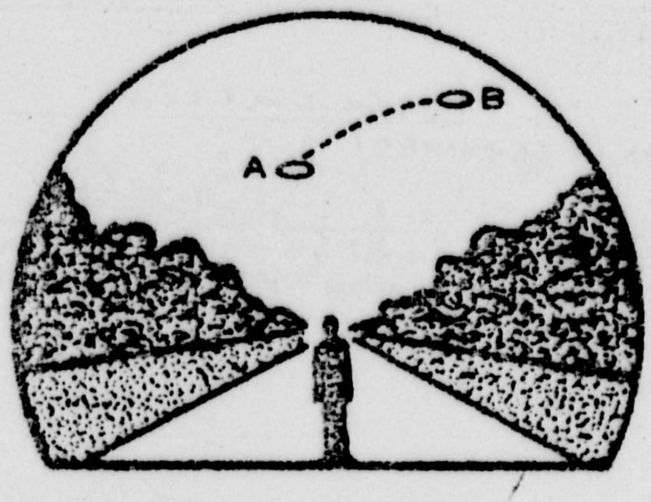

8. WHERE WERE YOU WHEN YOU SAW THE PHENOMENON? *(Check appropriate blocks.)*

	OUTDOORS ✓		IN BUSINESS SECTION OF CITY
	IN BUILDING		IN RESIDENTIAL SECTION OF CITY ✓
	IN CAR ☐ AS DRIVER ☐ AS PASSENGER		IN OPEN COUNTRYSIDE
	IN BOAT		NEAR AIRFIELD
	IN AIRPLANE ☐ AS PILOT ☐ AS PASSENGER		FLYING OVER CITY
	OTHER		FLYING OVER OPEN COUNTRY
			OTHER

A. IF YOU WERE IN A VEHICLE, COMPLETE THE FOLLOWING:

WHAT DIRECTION WERE YOU MOVING?

	NORTH		EAST
	SOUTH		WEST
	NORTHEAST		SOUTHEAST
	NORTHWEST		SOUTHWEST

HOW FAST WERE YOU MOVING?

DID YOU STOP ANYTIME WHILE OBSERVING THE PHENOMENON?

☐ YES ☐ NO

EXPLAIN WHETHER SUCH MOVEMENT AFFECTS YOUR SKETCHES IN ITEMS 5 AND 6.

DESCRIBE TYPE OF VEHICLE YOU WERE IN AND TYPE OF ROAD, TERRAIN OR BODY OF WATER YOU TRAVERSED DURING THE SIGHTING. STATE WHETHER WINDOWS OR CONVERTIBLE TOP WERE UP OR DOWN.

HOW MUCH OTHER TRAFFIC WAS THERE?

DID YOU NOTICE ANY AIRPLANES? ☐ YES ☒ NO. IF "YES," DESCRIBE WHEN THEY WERE IN SIGHT RELATIVE TO THE TIME OF SIGHTING THE PHENOMENON AND WHERE THEY WERE IN THE SKY RELATIVE TO THE POSITION OF THE PHENOMENON.

9. HOW LONG WAS THE PHENOMENON IN SIGHT?

LENGTH OF TIME 15 minutes	✓	CERTAIN OF TIME		NOT VERY SURE
		FAIRLY CERTAIN		JUST A GUESS

HOW WAS TIME DETERMINED? Clock

WAS THE PHENOMENON IN SIGHT CONTINUOUSLY? ☒ YES ☐ NO. IF "NO," INDICATE WHETHER THIS IS DUE TO YOUR MOVEMENT OR THE BEHAVIOR OF THE PHENOMENON, AND DESCRIBE SUCH MOVEMENT OR BEHAVIOR. INDICATE DISAPPEARANCES ON PREVIOUS SKETCHES.

10. IF THERE WERE MORE THAN ONE PHENOMENON, HOW MANY WERE THERE? DRAW A PICTURE TO SHOW HOW THEY WERE ARRANGED. DID THIS ARRANGEMENT CHANGE DURING THE SIGHTING?

(2)



11. CONDITIONS *(Check appropriate blocks.)*

A. SKY		B. WEATHER			
	DAY		CUMULUS CLOUDS *(Low fluffy)*		FOG OR MIST
	TWILIGHT		CIRRUS CLOUDS *(High fleecy or Herring-bone)*		HEAVY RAIN
	NIGHT ✓				LIGHT RAIN OR DRIZZLE
	CLEAR ✓		NIMBUS CLOUDS *(Rain)*		HAIL
	PARTLY CLOUDY		CUMULONIMBUS CLOUDS *(Thunderstorms)*		SNOW OR SLEET
	COMPLETELY OVERCAST				UNKNOWN
			HAZE OR SMOG		NONE OF THE ABOVE ✓

C. IF THE SIGHTING WAS AT TWILIGHT OR NIGHT, WHAT DID YOU NOTICE ABOUT THE STARS AND MOON?

(1) STARS		(2) MOON			
	NONE		BRIGHT MOONLIGHT ✓		NO MOONLIGHT
	A FEW ✓		MOON WITH HALO		UNKNOWN
	MANY		MOON HIDDEN BY CLOUDS		
	UNKNOWN		PARTIAL *(New or quarter)*		

D. IF SIGHTING WAS IN DAYLIGHT, WAS THE SUN VISIBLE? ☐ YES ☐ NO. IF "YES," WHERE WAS THE SUN AS YOU FACED THE PHENOMENON?

	IN FRONT OF YOU		TO YOUR RIGHT		OVERHEAD *(Near noon)*
	IN BACK OF YOU		TO YOUR LEFT		UNKNOWN

E. SPECIFY THE MAJOR SOURCE OF ILLUMINATION PRESENT DURING THE SIGHTING, SUCH AS THE SUN, HEADLIGHTS OR STREET LAMP, ETC. FOR TERRESTRIAL ILLUMINATION, SPECIFY DISTANCE TO LIGHT SOURCE.

Moon

12. GIVE A BRIEF DESCRIPTION OF THE PHENOMENON, INDICATING WHETHER IT APPEARED DARK OR LIGHT, WHETHER IT REFLECTED LIGHT OR WAS SELF-LUMINOUS AND WHAT COLORS YOU NOTICED. DESCRIBE YOUR IMPRESSION OF WHETHER IT WAS SOLID OR TRANSPARENT, WHETHER EDGES WERE SHARP OR FUZZY. DESCRIBE THE SHAPE OR INDICATE IF IT APPEARED AS A POINT OF LIGHT. INDICATE COMPARISONS WITH OTHER OBSERVED OBJECTS, LIKE STARS, A LIGHT OR OTHER OBJECT IN YOUR FIELD OF VIEW.

2 red objects, appeared self-luminous, appeared solid, sharp edges both, shaped like round edged T's - (upside down), approximately 5 times the size of a star.

13. DID THE PHENOMENON	YES	NO	UNKNOWN
MOVE IN A STRAIGHT LINE?			
STAND STILL AT ANYTIME?			
SUDDENLY SPEED UP AND RUN AWAY?			
BREAK UP IN PANTS AND EXPLODE?			
CHANGE COLOR?			
GIVE OFF SMOKE?			
CHANGE BRIGHTNESS?			
CHANGE SHAPE?			
FLASH OR FLICKER?			
DISAPPEAR AND REAPPEAR?			
SPIN LIKE A TOP?			
MAKE A NOISE?			
FLUTTER OR WOBBLE?			

14. WHAT DREW YOUR ATTENTION TO THE PHENOMENON?

I was looking up at the sky when I noticed the 2 objects. They were larger than the few star scatter around. Then I started watching them realizing they were neither stars nor airplanes. It took several minute to realize they were even moving.

A. HOW DID IT FINALLY DISAPPEAR?

The one object farthest north blacked out completely instantly, then the other one started fading out & was gone completly in about another minute.

B. DID THE PHENOMENON MOVE BEHIND OR IN FRONT OF SOMETHING, LIKE A CLOUD, TREE, OR BUILDING AT ANY TIME?
☐ YES ☒ NO. IF "YES," DESCRIBE.

15. DRAW A PICTURE THAT WILL SHOW THE SHAPE OF THE PHENOMENON. INCLUDE AND LABEL ANY DETAILS THAT MIGHT HAVE APPEARED AS WINGS OR PROTRUSIONS, AND INDICATE EXHAUST OR VAPOR TRAILS. INDICATE BY AN ARROW THE DIRECTION THE PHENOMENON WAS MOVING.

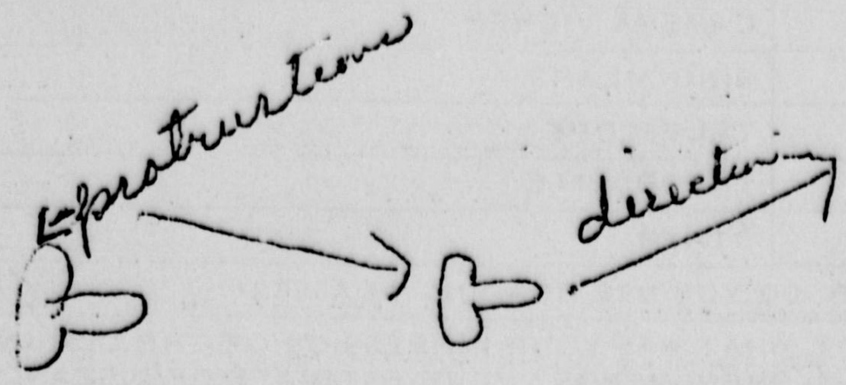

16. WHAT WAS THE ANGULAR SIZE? HOLD A MATCH AT ARM'S LENGTH IN FRONT OF A KNOWN OBJECT, SUCH AS A STREET LAMP OR THE MOON. NOTE HOW MUCH OF THE OBJECT IS COVERED BY THE HEAD OF THE MATCH. NOW IF YOU HAD BEEN ABLE TO PERFORM THIS EXPERIMENT AT THE TIME OF THE SIGHTING, ESTIMATE WHAT FRACTION OF THE PHENOMENON WOULD HAVE BEEN COVERED BY THE MATCH HEAD.

3/4

17. DID YOU OBSERVE THE PHENOMENON THROUGH ANY OF THE FOLLOWING? INCLUDE INFORMATION ON MODEL, TYPE, FILTER, LENS PRESCRIPTION OR OTHER APPLICABLE DATA.

	EYEGLASSES		CAMERA VIEWER
	SUNGLASSES		BINOCULARS
	WINDSHIELD		TELESCOPE
	SIDE WINDOW OF VEHICLE		THEODOLITE
	WINDOWPANE		OTHER

A. DO YOU ORDINARILY WEAR GLASSES? ☐ YES ☐ NO

B. DO YOU USE READING GLASSES? ☒ YES ☐ NO

18. WHAT WAS YOUR IMPRESSION OF THE SPEED OF THE PHENOMENON? GIVE ESTIMATE OF SPEED One Hundredth of the average speed of an airplane

19. WHAT WAS YOUR IMPRESSION OF THE DISTANCE OF THE PHENOMENON? GIVE ESTIMATE OF DISTANCE _____.

Page 2. (6A)

20. IN ORDER THAT WE MAY OBTAIN AS CLEAR A PICTURE AS POSSIBLE OF WHAT YOU SAW, DESCRIBE IN YOUR OWN WORDS A COMMON OBJECT OR OBJECTS WHICH, WHEN PLACED IN THE SKY, SIMILAR TO WHERE YOU NOTED THE PHENOMENON, WOULD BEAR SOME RESEMBLANCE TO WHAT YOU SAW. DESCRIBE SIMILARITIES AND DIFFERENCES BETWEEN THE COMMON OBJECT AND WHAT YOU SAW.

a common letter T

21. DID YOU NOTICE ANY ODOR, NOISE, OR HEAT EMANATING FROM THE PHENOMENON OR ANY EFFECT ON YOURSELF, ANIMALS OR MACHINERY IN THE VICINITY? ☐ YES ☒ NO. IF "YES," DESCRIBE.

A. DID THE PHENOMENON DISTURB THE GROUND OR LEAVE ANY PHYSICAL EVIDENCE. ☐ YES ☒ NO. IF "YES," DESCRIBE.

22. HAVE YOU EVER SEEN THIS OR A SIMILAR PHENOMENON BEFORE? ☐ YES ☒ NO. IF "YES," GIVE DATE AND LOCATION.

23. WAS ANYONE WITH YOU AT THE TIME YOU SAW THE PHENOMENON? ☐ YES ☐ NO. IF "YES," DID THEY SEE IT TOO? ☐ YES ☐ NO.

A. LIST THEIR NAMES AND ADDRESSES

24. GIVE THE FOLLOWING INFORMATION ABOUT YOURSELF

LAST NAME, FIRST NAME, MIDDLE NAME [redacted]

ADDRESS (Street, City, State and Zip Code) [redacted] Cincinnati, Ohio 45216

TELEPHONE (Area code and number) [redacted]

AGE 48 | MALE ☐ | FEMALE ☒

INDICATE ADDITIONAL INFORMATION INCLUDING OCCUPATION AND ANY EXPERIENCE WHICH MAY BE PERTINENT.

25. WHEN AND TO WHOM DID YOU REPORT THAT YOU HAD SIGHTED THIS PHENOMENON?

NAME Wright Patterson A.F.B DAY 6 MONTH Sept YEAR 1968

26. DATE YOU COMPLETED THIS QUESTIONNAIRE.

DAY 22 MONTH Sept YEAR 1968

27. INFORMATION WHICH YOU FEEL IS PERTINENT BUT WHICH IS NOT ADEQUATELY COVERED IN THIS QUESTIONNAIRE, ALTERNATIVELY PROVIDE A NARRATIVE EXPLANATION OF THE SIGHTING.

There 2 objects were moving so very slow, it seemed as if they were stationary at first. They stayed exactly the same distance apart & the same size. I watched it for 15 minutes while my son came in the house & called Wright Patterson A F B. Finally the one object nearest to the North went completely out & the other one started disappearing ~~from~~ gradually & then went completely out.

6 Sept 65

DEPARTMENT OF THE AIR FORCE
HEADQUARTERS FOREIGN TECHNOLOGY DIVISION (AFSC)
WRIGHT-PATTERSON AIR FORCE BASE, OHIO 45433

REPLY TO ATTN OF: TDPT (UFO)

SUBJECT: UFO Observation , 6 September 1968

17 SEP 1968

TO: Mr. [redacted]
[redacted]
Cincinnati, Ohio 45216

Reference your recent unidentified flying object sighting which you reported to the Air Force. The information which we have received is not sufficient for a scientific investigation. Request you complete the attached AF Form 117 and return it in the self-addressed envelope. Thank you for reporting your observation to the Air Force.

HECTOR QUINTANILLA, Jr, Lt Colonel, USAF
Chief, Aerial Phenomena Office
Aerospace Technologies Division
Production Directorate

1 Atch
AF Form 117 w/envelope

DEPARTMENT OF THE AIR FORCE
HEADQUARTERS FOREIGN TECHNOLOGY DIVISION (AFSC)
WRIGHT-PATTERSON AIR FORCE BASE, OHIO 45433

REPLY TO
ATTN OF: TDPT (UFO)

SUBJECT: UFO Observation, 6 September 1968

TO: Mrs. [redacted]
[redacted]
Cincinnati, Ohio 45216

Your name has been given to the Aerial Phenomena Office (Project Blue Book) as being a witness to an unidentified flying object. If you were a witness to an UFO sighting on would you please complete the attached AF Form 117 and return it in the envelope provided. If you were not a witness to this sighting, would you please make a statement to this effect on the attached form. The information which you provide will be used in evaluating this observation. Thank you for your assistance in this matter.

HECTOR QUINTANILLA, Jr, Lt Colonel, USAF
Chief, Aerial Phenomena Office
Aerospace Technologies Division
Production Directorate

1 Atch
AF Form 117 w/envelope

DD Rpt receipt for TDPT (UFO) 9 SEP 1968

AFR 80-17(C1)

SIGHTING OF UNIDENTIFIED PHENOMENA QUESTIONNAIRE

BUDGET BUREAU APPROVAL NUMBER 21-R258

THIS QUESTIONNAIRE HAS BEEN PREPARED SO THAT YOU CAN GIVE THE U.S. AIR FORCE AS MUCH INFORMATION AS POSSIBLE CONCERNING THE UNIDENTIFIED PHENOMENON THAT YOU HAVE OBSERVED. PLEASE TRY TO ANSWER ALL OF THE QUESTIONS. THE INFORMATION YOU GIVE WILL BE USED FOR RESEARCH PURPOSES YOUR NAME WILL NOT BE USED IN CONNECTION WITH ANY OF YOUR STATEMENTS OR CONCLUSIONS WITHOUT YOUR PERMISSION. RETURN TO AIR FORCE BASE INVESTIGATOR FOR FORWARDING TO FTD (TDETR), WRIGHT-PATTERSON AFB, OHIO 45433, IAW AFR 80-17. *(IF ADDITIONAL SHEETS ARE NEEDED FOR NARRATIVE OR SKETCHES ATTACH SECURELY TO THIS FORM OR ANNOTATE WITH YOUR NAME FOR IDENTIFICATION.)*

1. WHEN DID YOU SEE THE PHENOMENON? DAY 06 MONTH Sept YEAR 1968

2. WHAT TIME DID YOU FIRST SIGHT THE PHENOMENON? HOUR 11 MINUTES 20 ☐ A.M. ☒ P.M.

3. WHAT TIME DID YOU LAST SIGHT THE PHENOMENON? HOUR 11 MINUTES 30 ☐ A.M. ☒ P.M.

4. TIME ZONE ☒ DAYLIGHT SAVINGS ☐ STANDARD
☒ EASTERN ☐ CENTRAL ☐ MOUNTAIN ☐ PACIFIC ☐ OTHER

5. WHERE WERE YOU WHEN YOU SAW THE PHENOMENON? IF IN CITY, GIVE THE NEAREST STREET ADDRESS AND INDICATE ON A HAND DRAWN MAP WHERE YOU WERE STANDING WITH REFERENCE TO THE ADDRESS. IF IN THE COUNTRY, IDENTIFY THE HIGHWAY YOU WERE ON OR NEAR AND TRY TO FIX A DISTANCE AND DIRECTION FROM SOME RECOGNIZABLE LANDMARK.

[redacted] CINCY, OHIO 45216

BACKYARD

6. IMAGINE YOU ARE AT THE POINT SHOWN IN THE SKETCH, PLACE AN "A" ON THE CURVED LINE TO SHOW HOW HIGH THE PHENOMENON WAS ABOVE THE HORIZON, OR SKYLINE, WHEN FIRST SEEN. PLACE A "B" ON THE SAME CURVED LINE TO SHOW HOW HIGH ABOVE THE HORIZON THE PHENOMENON WAS WHEN LAST SEEN.

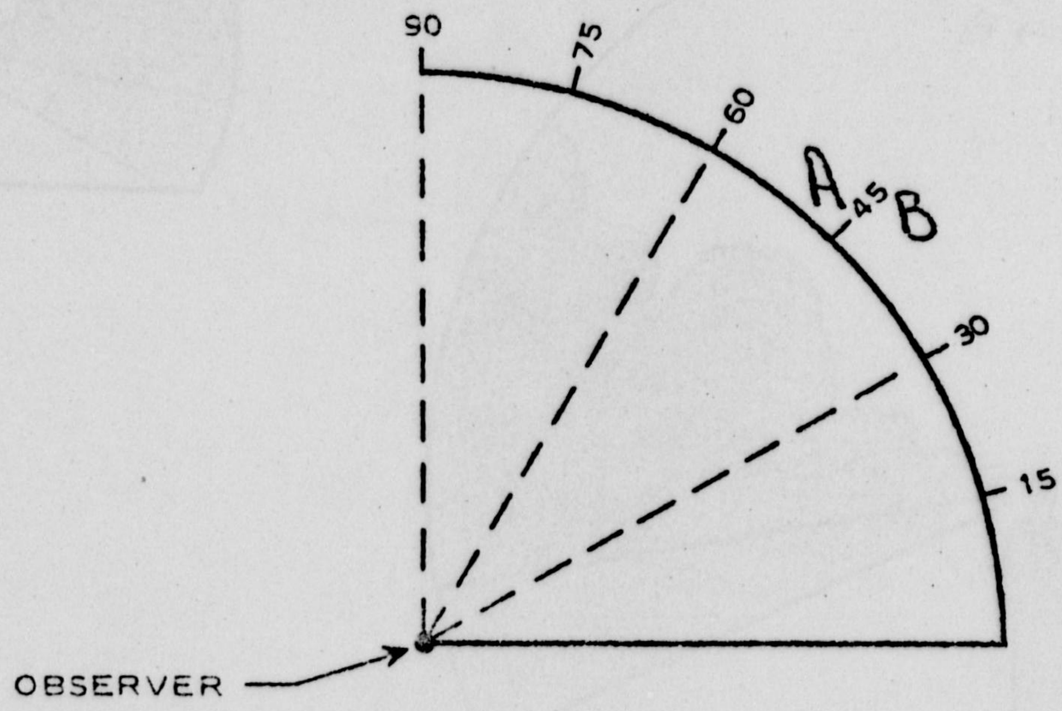

AF FORM AUG 67 117

6A. NOW IMAGINE YOU ARE AT THE CENTER OF THE COMPASS ROSE. PLACE AN "A" ON THE COMPASS TO INDICATE THE DIRECTION TO THE PHENOMENON WHEN FIRST SEEN. PLACE A "B" ON THE COMPASS TO INDICATE THE DIRECTION TO THE PHENOMENON WHEN LAST SEEN.

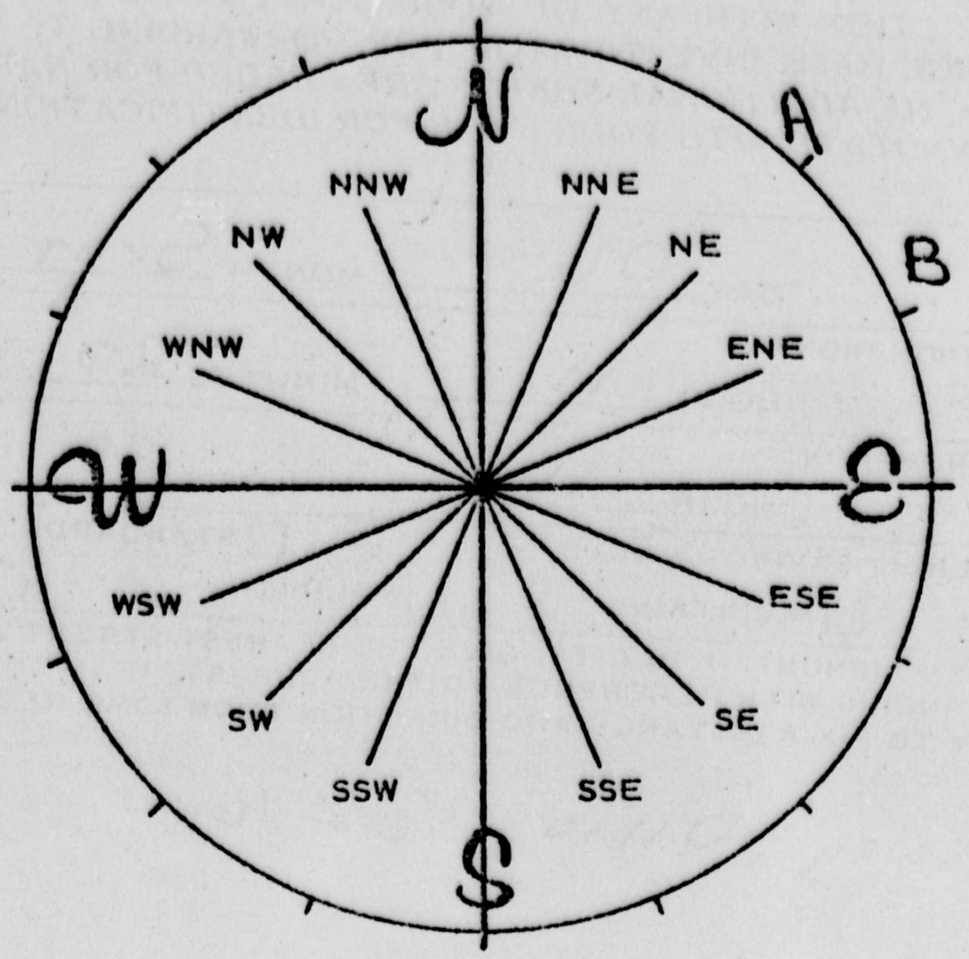

7. IN THE SKETCH BELOW, PLACE AN "A" AT THE POSITION OF THE PHENOMENON WHEN FIRST SEEN, AND A "B" AT THE POSITION OF THE PHENOMENON WHEN LAST SEEN. CONNECT THE "A" AND "B" WITH A LINE TO APPROXIMATE THE MOVEMENT OF THE PHENOMENON BETWEEN "A" AND "B". THAT IS, SCHEMATICALLY SHOW WHETHER THE MOVEMENT APPEARED TO BE STRAIGHT, CURVED OR ZIG-ZAG. REFER TO SMALLER SKETCH AS AN EXAMPLE OF HOW TO COMPLETE THE LARGER SKETCH.

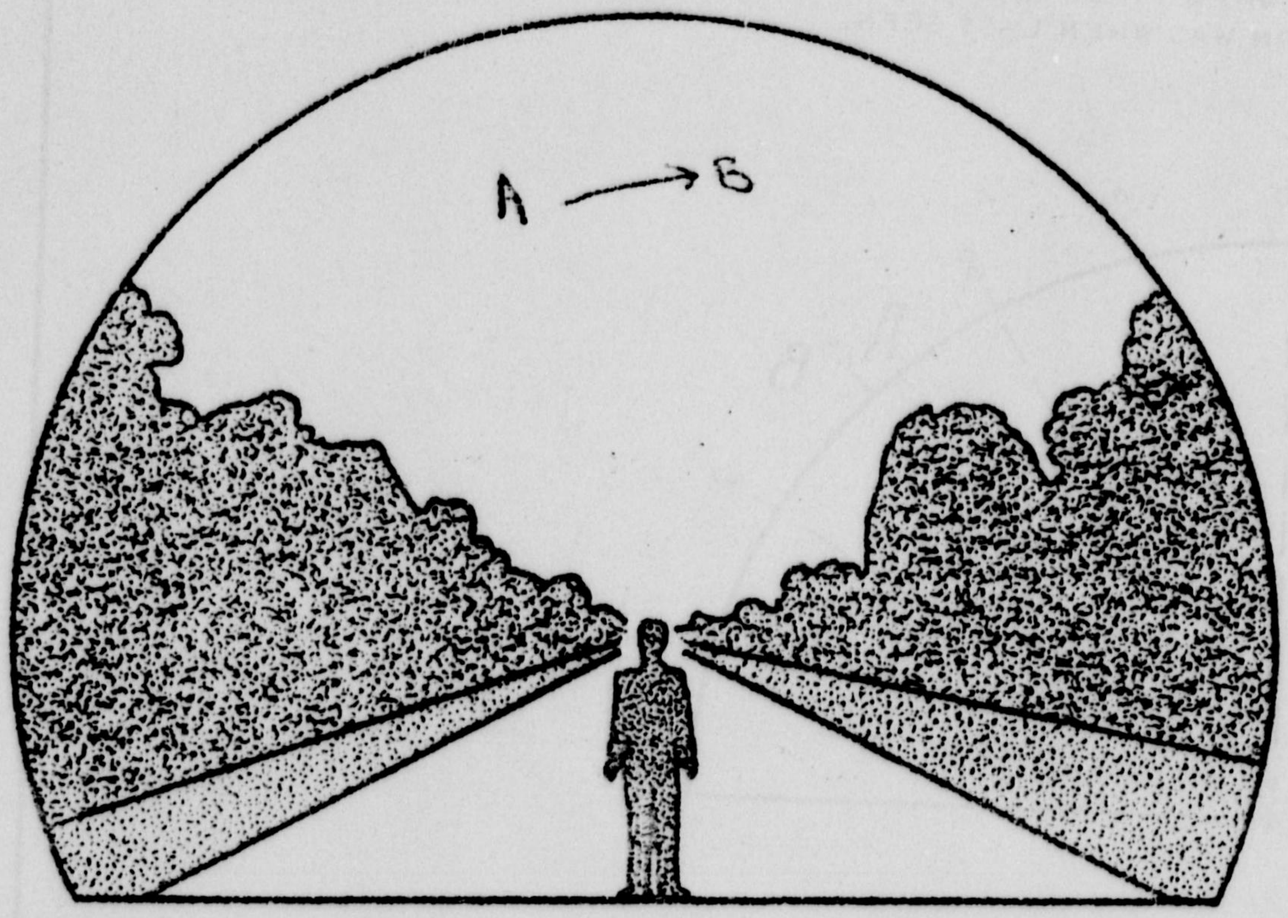

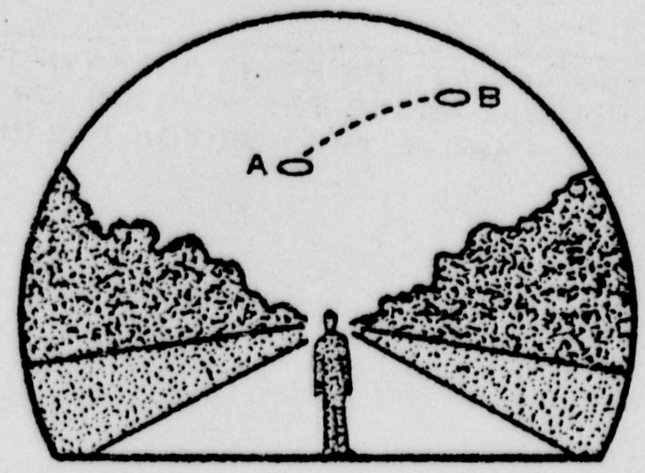

8.	WHERE WERE YOU WHEN YOU SAW THE PHENOMENON? *(Check appropriate blocks.)*		
↘	OUTDOORS		IN BUSINESS SECTION OF CITY
	IN BUILDING	↘	IN RESIDENTIAL SECTION OF CITY
	IN CAR ☐ AS DRIVER ☐ AS PASSENGER		IN OPEN COUNTRYSIDE
	IN BOAT		NEAR AIRFIELD
	IN AIRPLANE ☐ AS PILOT ☐ AS PASSENGER		FLYING OVER CITY
	OTHER		FLYING OVER OPEN COUNTRY
			OTHER

A.	IF YOU WERE IN A VEHICLE, COMPLETE THE FOLLOWING:		
WHAT DIRECTION WERE YOU MOVING?			HOW FAST WERE YOU MOVING?
	NORTH	EAST	
	SOUTH	WEST	DID YOU STOP ANYTIME WHILE OBSERVING THE PHENOMENON?
	NORTHEAST	SOUTHEAST	
	NORTHWEST	SOUTHWEST	☐ YES ☐ NO

EXPLAIN WHETHER SUCH MOVEMENT AFFECTS YOUR SKETCHES IN ITEMS 5 AND 6.

DESCRIBE TYPE OF VEHICLE YOU WERE IN AND TYPE OF ROAD, TERRAIN OR BODY OF WATER YOU TRAVERSED DURING THE SIGHTING. STATE WHETHER WINDOWS OR CONVERTIBLE TOP WERE UP OR DOWN.

HOW MUCH OTHER TRAFFIC WAS THERE?

DID YOU NOTICE ANY AIRPLANES? ☐ YES ☐ NO. IF "YES," DESCRIBE WHEN THEY WERE IN SIGHT RELATIVE TO THE TIME OF SIGHTING THE PHENOMENON AND WHERE THEY WERE IN THE SKY RELATIVE TO THE POSITION OF THE PHENOMENON.

9.	HOW LONG WAS THE PHENOMENON IN SIGHT?				
LENGTH OF TIME			CERTAIN OF TIME		NOT VERY SURE
10 min		↘	FAIRLY CERTAIN		JUST A GUESS

HOW WAS TIME DETERMINED?
ESTIMATED

WAS THE PHENOMENON IN SIGHT CONTINUOUSLY? ☐ YES ☐ NO. IF "NO," INDICATE WHETHER THIS IS DUE TO YOUR MOVEMENT OR THE BEHAVIOR OF THE PHENOMENON, AND DESCRIBE SUCH MOVEMENT OR BEHAVIOR. INDICATE DISAPPEARANCES ON PREVIOUS SKETCHES.

10. IF THERE WERE MORE THAN ONE PHENOMENON, HOW MANY WERE THERE? DRAW A PICTURE TO SHOW HOW THEY WERE ARRANGED. DID THIS ARRANGEMENT CHANGE DURING THE SIGHTING?

Two

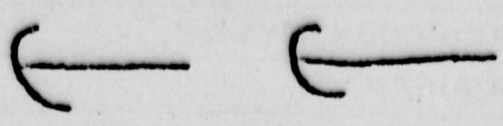

No change

11. CONDITIONS *(Check appropriate blocks.)*

A. SKY		B. WEATHER			
	DAY		CUMULUS CLOUDS *(Low fluffy)*		FOG OR MIST
	TWILIGHT		CIRRUS CLOUDS *(High fleecy or Herring-bone)*		HEAVY RAIN
✓	NIGHT				LIGHT RAIN OR DRIZZLE
✓	CLEAR		NIMBUS CLOUDS *(Rain)*		HAIL
	PARTLY CLOUDY		CUMULONIMBUS CLOUDS *(Thunderstorms)*		SNOW OR SLEET
	COMPLETELY OVERCAST				UNKNOWN
			HAZE OR SMOG		NONE OF THE ABOVE

C. IF THE SIGHTING WAS AT TWILIGHT OR NIGHT, WHAT DID YOU NOTICE ABOUT THE STARS AND MOON?

(1) STARS		(2) MOON			
	NONE	✓	BRIGHT MOONLIGHT		NO MOONLIGHT
✓	A FEW		MOON WITH HALO		UNKNOWN
	MANY		MOON HIDDEN BY CLOUDS		
	UNKNOWN		PARTIAL *(New or quarter)*		

D. IF SIGHTING WAS IN DAYLIGHT, WAS THE SUN VISIBLE? ☐ YES ☐ NO. IF "YES," WHERE WAS THE SUN AS YOU FACED THE PHENOMENON?

	IN FRONT OF YOU		TO YOUR RIGHT		OVERHEAD *(Near noon)*
	IN BACK OF YOU		TO YOUR LEFT		UNKNOWN

E. SPECIFY THE MAJOR SOURCE OF ILLUMINATION PRESENT DURING THE SIGHTING, SUCH AS THE SUN, HEADLIGHTS OR STREET LAMP, ETC. FOR TERRESTRIAL ILLUMINATION, SPECIFY DISTANCE TO LIGHT SOURCE.

Moon Light

12. GIVE A BRIEF DESCRIPTION OF THE PHENOMENON, INDICATING WHETHER IT APPEARED DARK OR LIGHT, WHETHER IT REFLECTED LIGHT OR WAS SELF-LUMINOUS AND WHAT COLORS YOU NOTICED. DESCRIBE YOUR IMPRESSION OF WHETHER IT WAS (SOLID) OR TRANSPARENT, WHETHER EDGES WERE (SHARP) OR FUZZY. DESCRIBE THE SHAPE OR INDICATE IF IT APPEARED AS A POINT OF LIGHT. INDICATE COMPARISONS WITH OTHER OBSERVED OBJECTS, LIKE STARS, A LIGHT OR OTHER OBJECT IN YOUR FIELD OF VIEW.



6 Times Larger than Star

Solid Red Light

13. DID THE PHENOMENON	YES	NO	UNKNOWN
MOVE IN A STRAIGHT LINE?	✓		
STAND STILL AT ANYTIME?		✓	
SUDDENLY SPEED UP AND RUN AWAY?		✓	
BREAK UP IN PARTS AND EXPLODE?		✓	
CHANGE COLOR?		✓	
GIVE OFF SMOKE?		✓	
CHANGE BRIGHTNESS?		✓	
CHANGE SHAPE?		✓	
FLASH OR FLICKER?		✓	
DISAPPEAR AND REAPPEAR?		✓	
SPIN LIKE A TOP?		✓	
MAKE A NOISE?		✓	
FLUTTER OR WOBBLE?		✓	

14. WHAT DREW YOUR ATTENTION TO THE PHENOMENON?

Just Looked Up

A. HOW DID IT FINALLY DISAPPEAR?

Fade Out

B. DID THE PHENOMENON MOVE BEHIND OR IN FRONT OF SOMETHING, LIKE A CLOUD, TREE, OR BUILDING AT ANY TIME?
☒ YES ☐ NO. IF "YES," DESCRIBE.

Behind a Tree & Then Disappeared

15. DRAW A PICTURE THAT WILL SHOW THE SHAPE OF THE PHENOMENON. INCLUDE AND LABEL ANY DETAILS THAT MIGHT HAVE APPEARED AS WINGS OR PROTRUSIONS, AND INDICATE EXHAUST OR VAPOR TRAILS. INDICATE BY AN ARROW THE DIRECTION THE PHENOMENON WAS MOVING.



16. WHAT WAS THE ANGULAR SIZE? HOLD A MATCH AT ARM'S LENGTH IN FRONT OF A KNOWN OBJECT, SUCH AS A STREET LAMP OR THE MOON. NOTE HOW MUCH OF THE OBJECT IS COVERED BY THE HEAD OF THE MATCH. NOW IF YOU HAD BEEN ABLE TO PERFORM THIS EXPERIMENT AT THE TIME OF THE SIGHTING, ESTIMATE WHAT FRACTION OF THE PHENOMENON WOULD HAVE BEEN COVERED BY THE MATCH HEAD.

A DIME AT ARMS LENGTH IS THE DISTANCE BETWEEN TWO OBJECTS. A DIME IS 4 TIMES AS LARGE AS OBJECT.

17. DID YOU OBSERVE THE PHENOMENON THROUGH ANY OF THE FOLLOWING? INCLUDE INFORMATION ON MODEL, TYPE, FILTER, LENS PRESCRIPTION OR OTHER APPLICABLE DATA.

	EYEGLASSES		CAMERA VIEWER
	SUNGLASSES		BINOCULARS
	WINDSHIELD		TELESCOPE
	SIDE WINDOW OF VEHICLE		THEODOLITE
	WINDOWPANE		OTHER

A. DO YOU ORDINARILY WEAR GLASSES? ☐ YES ☒ NO

B. DO YOU USE READING GLASSES? ☒ YES ☐ NO

18. WHAT WAS YOUR IMPRESSION OF THE SPEED OF THE PHENOMENON? GIVE ESTIMATE OF SPEED VERY SLOW.

19. WHAT WAS YOUR IMPRESSION OF THE DISTANCE OF THE PHENOMENON? GIVE ESTIMATE OF DISTANCE FAR LIKE PLANE.

20. IN ORDER THAT WE MAY OBTAIN AS CLEAR A PICTURE AS POSSIBLE OF WHAT YOU SAW, DESCRIBE IN YOUR OWN WORDS A COMMON OBJECT OR OBJECTS WHICH, WHEN PLACED IN THE SKY, SIMILAR TO WHERE YOU NOTED THE PHENOMENON, WOULD BEAR SOME RESEMBLANCE TO WHAT YOU SAW. DESCRIBE SIMILARITIES AND DIFFERENCES BETWEEN THE COMMON OBJECT AND WHAT YOU SAW.

COULDN'T THINK OF ANY

21. DID YOU NOTICE ANY ODOR, NOISE, OR HEAT EMANATING FROM THE PHENOMENON OR ANY EFFECT ON YOURSELF, ANIMALS OR MACHINERY IN THE VICINITY? ☐ YES ☒ NO. IF "YES," DESCRIBE.

A. DID THE PHENOMENON DISTURB THE GROUND OR LEAVE ANY PHYSICAL EVIDENCE. ☐ YES ☒ NO. IF "YES," DESCRIBE.

22. HAVE YOU EVER SEEN THIS OR A SIMILAR PHENOMENON BEFORE? [X] YES [ ] NO. IF "YES," GIVE DATE AND LOCATION.

ABOUT 2 yr Ago - DID NOT Report

23. WAS ANYONE WITH YOU AT THE TIME YOU SAW THE PHENOMENON? [X] YES [ ] NO. IF "YES," DID THEY SEE IT TOO? [X] YES [ ] NO.

A. LIST THEIR NAMES AND ADDRESSES

[redacted]

SAME AS Below

24. GIVE THE FOLLOWING INFORMATION ABOUT YOURSELF

LAST NAME, FIRST NAME, MIDDLE NAME [redacted]

ADDRESS *(Street, City, State and Zip Code)* [redacted] CINCY, OHIO

TELEPHONE *(Area code and number)*	AGE		MALE		FEMALE
[redacted]	21	X			

INDICATE ADDITIONAL INFORMATION INCLUDING OCCUPATION AND ANY EXPERIENCE WHICH MAY BE PERTINENT.

25. WHEN AND TO WHOM DID YOU REPORT THAT YOU HAD SIGHTED THIS PHENOMENON?

NAME _____ DAY _____ MONTH _____ YEAR _____

26. DATE YOU COMPLETED THIS QUESTIONNAIRE.

DAY _____ MONTH _____ YEAR _____

27. INFORMATION WHICH YOU FEEL IS PERTINENT BUT WHICH IS NOT ADEQUATELY COVERED IN THIS QUESTIONNAIRE, ALTERNATIVELY PROVIDE A NARRATIVE EXPLANATION OF THE SIGHTING.

To Large For slow speed
Heading opposite Cincy Airport

PROJECT 10073 RECORD

1. DATE - TIME GROUP 27 Sept 68 27/2130L 28/0230Z	2. LOCATION Cincinnati, Ohio
3. SOURCE Civilian	10. CONCLUSION INSUFFICIENT DATA FOR EVALUATION
4. NUMBER OF OBJECTS One	A Form 117 was sent to the observer but not returned as of 6 Nov 68.
5. LENGTH OF OBSERVATION 30 Minutes	11. BRIEF SUMMARY AND ANALYSIS The observer reported to the Duty Officer that he has sighted a black "Japanese Fish Kite", like object.
6. TYPE OF OBSERVATION Ground-Visual	
7. COURSE S	
8. PHOTOS ☐ Yes ☒ No	
9. PHYSICAL EVIDENCE ☐ Yes ☒ No	[redacted]

FORM
FTD SEP 63 0-329 (TDE) Previous editions of this form may be used.

27 Sep 68

DEPARTMENT OF THE AIR FORCE
HEADQUARTERS FOREIGN TECHNOLOGY DIVISION (AFSC)
WRIGHT-PATTERSON AIR FORCE BASE, OHIO 45433

REPLY TO ATTN OF: TDPT (UFO)

1 OCT 1968

SUBJECT: UFO Observation, 27 September 1968

TO: [redacted]
Cincinnati, Ohio 45206

Reference your recent unidentified flying object sighting which you reported to the Air Force. The information which we have received is not sufficient for a scientific investigation. Request you complete the attached AF Form 117 and return it in the self-addressed envelope. Thank you for reporting your observation to the Air Force.

HECTOR QUINTANILLA, Jr, Lt Colonel, USAF
Chief, Aerial Phenomena Office
Aerospace Technologies Division
Production Directorate

1 Atch
AF Form 117 w/envelope

Data Officer

AFR 80-17(C1)

SIGHTING OF UNIDENTIFIED PHENOMENA QUESTIONNAIRE

BUDGET BUREAU APPROVAL NUMBER 21-R258

THIS QUESTIONNAIRE HAS BEEN PREPARED SO THAT YOU CAN GIVE THE U.S. AIR FORCE AS MUCH INFORMATION AS POSSIBLE CONCERNING THE UNIDENTIFIED PHENOMENON THAT YOU HAVE OBSERVED. PLEASE TRY TO ANSWER ALL OF THE QUESTIONS. THE INFORMATION YOU GIVE WILL BE USED FOR RESEARCH PURPOSES YOUR NAME WILL NOT BE USED IN CONNECTION WITH ANY OF YOUR STATEMENTS OR CONCLUSIONS WITHOUT YOUR PERMISSION. RETURN TO AIR FORCE BASE INVESTIGATOR FOR FORWARDING TO FTD (TDETR), WRIGHT-PATTERSON AFB, OHIO 45433, IAW AFR 80-17. *(IF ADDITIONAL SHEETS ARE NEEDED FOR NARRATIVE OR SKETCHES ATTACH SECURELY TO THIS FORM OR ANNOTATE WITH YOUR NAME FOR IDENTIFICATION.)*

1. WHEN DID YOU SEE THE PHENOMENON?

7:30 PM DAY 27 MONTH 5=1 YEAR 68

2. WHAT TIME DID YOU FIRST SIGHT THE PHENOMENON?

HOUR _____ MINUTES _____ ☐ A.M. ☐ P.M.

3. WHAT TIME DID YOU LAST SIGHT THE PHENOMENON?

HOUR _____ MINUTES _____ ☐ A.M. ☐ P.M.

4. TIME ZONE ☑ DAYLIGHT SAVINGS ☐ STANDARD

☐ EASTERN ☐ CENTRAL ☐ MOUNTAIN ☐ PACIFIC ☐ OTHER

5. WHERE WERE YOU WHEN YOU SAW THE PHENOMENON? IF IN CITY, GIVE THE NEAREST STREET ADDRESS AND INDICATE ON A HAND DRAWN MAP WHERE YOU WERE STANDING WITH REFERENCE TO THE ADDRESS. IF IN THE COUNTRY, IDENTIFY THE HIGHWAY YOU WERE ON OR NEAR AND TRY TO FIX A DISTANCE AND DIRECTION FROM SOME RECOGNIZABLE LANDMARK.

East of Downtown Crim N

6. IMAGINE YOU ARE AT THE POINT SHOWN IN THE SKETCH, PLACE AN "A" ON THE CURVED LINE TO SHOW HOW HIGH THE PHENOMENON WAS ABOVE THE HORIZON, OR SKYLINE, WHEN FIRST SEEN. PLACE A "B" ON THE SAME CURVED LINE TO SHOW HOW HIGH ABOVE THE HORIZON THE PHENOMENON WAS WHEN LAST SEEN.

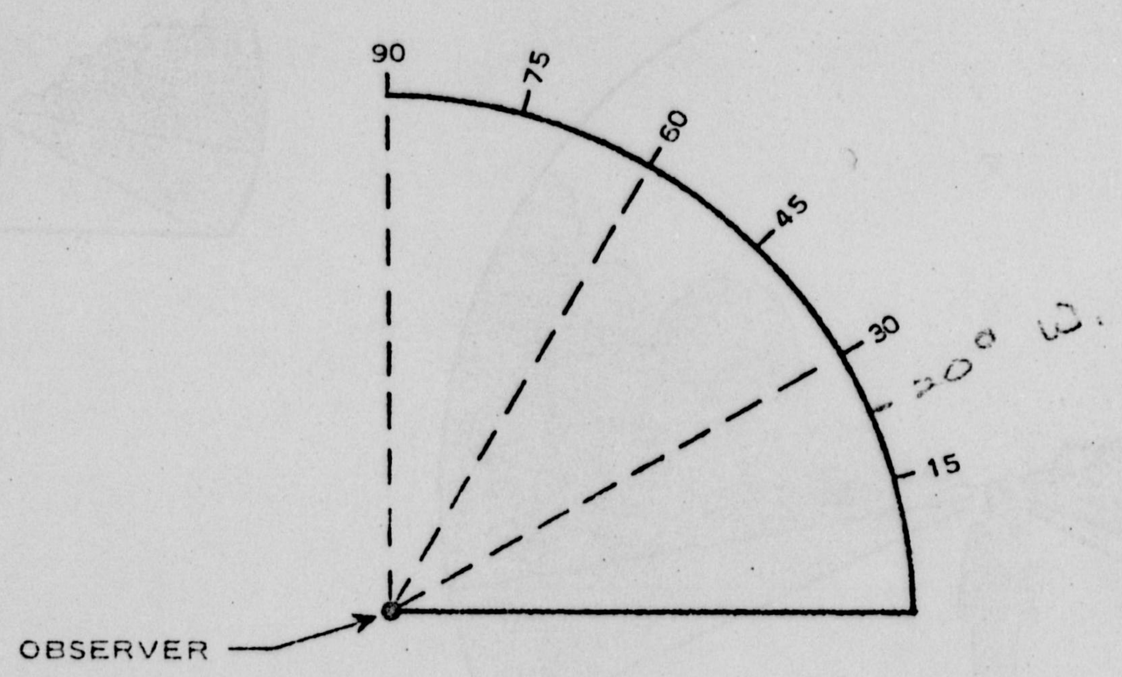

AF FORM AUG 67 117

5A. NOW IMAGINE YOU ARE AT THE CENTER OF THE COMPASS ROSE. PLACE AN "A" ON THE COMPASS TO INDICATE THE DIRECTION TO THE PHENOMENON WHEN FIRST SEEN. PLACE A "B" ON THE COMPASS TO INDICATE THE DIRECTION TO THE PHENOMENON WHEN LAST SEEN.

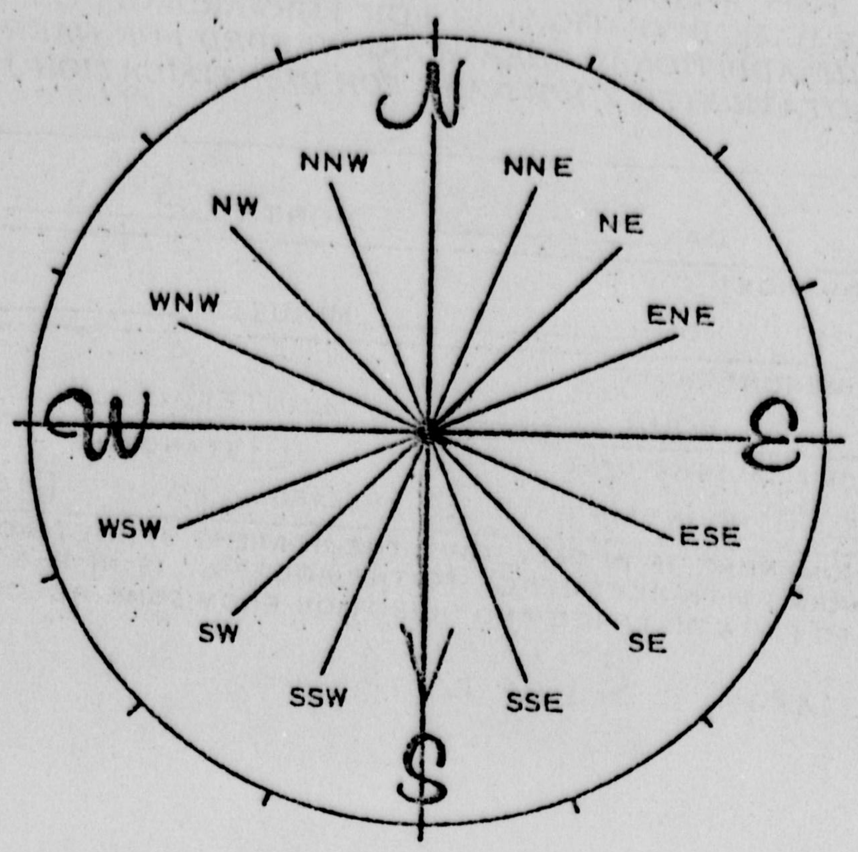

7. IN THE SKETCH BELOW, PLACE AN "A" AT THE POSITION OF THE PHENOMENON WHEN FIRST SEEN, AND A "B" AT THE POSITION OF THE PHENOMENON WHEN LAST SEEN. CONNECT THE "A" AND "B" WITH A LINE TO APPROXIMATE THE MOVEMENT OF THE PHENOMENON BETWEEN "A" AND "B". THAT IS, SCHEMATICALLY SHOW WHETHER THE MOVEMENT APPEARED TO BE STRAIGHT, CURVED OR ZIG-ZAG. REFER TO SMALLER SKETCH AS AN EXAMPLE OF HOW TO COMPLETE THE LARGER SKETCH.



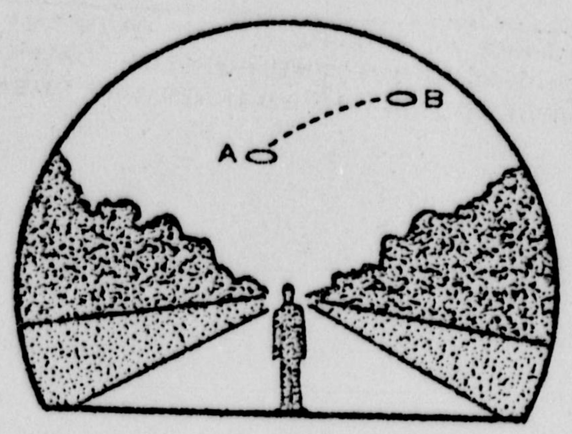

8. WHERE WERE YOU WHEN YOU SAW THE PHENOMENON? *(Check appropriate blocks.)*

	OUTDOORS		IN BUSINESS SECTION OF CITY
✓	IN BUILDING	✓	IN RESIDENTIAL SECTION OF CITY 25th floor
	IN CAR ☐ AS DRIVER ☐ AS PASSENGER		IN OPEN COUNTRYSIDE
	IN BOAT		NEAR AIRFIELD
	IN AIRPLANE ☐ AS PILOT ☐ AS PASSENGER		FLYING OVER CITY
	OTHER		FLYING OVER OPEN COUNTRY
			OTHER

A. IF YOU WERE IN A VEHICLE, COMPLETE THE FOLLOWING:

WHAT DIRECTION WERE YOU MOVING?

	NORTH		EAST
	SOUTH		WEST
	NORTHEAST		SOUTHEAST
	NORTHWEST		SOUTHWEST

HOW FAST WERE YOU MOVING?

DID YOU STOP ANYTIME WHILE OBSERVING THE PHENOMENON? ☐ YES ☐ NO

EXPLAIN WHETHER SUCH MOVEMENT AFFECTS YOUR SKETCHES IN ITEMS 5 AND 6.

DESCRIBE TYPE OF VEHICLE YOU WERE IN AND TYPE OF ROAD, TERRAIN OR BODY OF WATER YOU TRAVERSED DURING THE SIGHTING. STATE WHETHER WINDOWS OR CONVERTIBLE TOP WERE UP OR DOWN.

HOW MUCH OTHER TRAFFIC WAS THERE? Auto traffic light Civil Airport

DID YOU NOTICE ANY AIRPLANES? ☑ YES ☐ NO. IF "YES," DESCRIBE WHEN THEY WERE IN SIGHT RELATIVE TO THE TIME OF SIGHTING THE PHENOMENON AND WHERE THEY WERE IN THE SKY RELATIVE TO THE POSITION OF THE PHENOMENON.

Civil Airport

9. HOW LONG WAS THE PHENOMENON IN SIGHT?

LENGTH OF TIME More than 30 min.

✓	CERTAIN OF TIME		NOT VERY SURE
	FAIRLY CERTAIN		JUST A GUESS

HOW WAS TIME DETERMINED? watch

WAS THE PHENOMENON IN SIGHT CONTINUOUSLY? ☑ YES ☐ NO. IF "NO," INDICATE WHETHER THIS IS DUE TO YOUR MOVEMENT OR THE BEHAVIOR OF THE PHENOMENON, AND DESCRIBE SUCH MOVEMENT OR BEHAVIOR. INDICATE DISAPPEARANCES ON PREVIOUS SKETCHES.

10. IF THERE WERE MORE THAN ONE PHENOMENON, HOW MANY WERE THERE? DRAW A PICTURE TO SHOW HOW THEY WERE ARRANGED. DID THIS ARRANGEMENT CHANGE DURING THE SIGHTING?

11. CONDITIONS *(Check appropriate blocks.)*

A. SKY		B. WEATHER			
	DAY		CUMULUS CLOUDS *(Low fluffy)*		FOG OR MIST
✓	TWILIGHT		CIRRUS CLOUDS *(High fleecy or Herring-bone)*		HEAVY RAIN
✓	NIGHT				LIGHT RAIN OR DRIZZLE
✓	CLEAR		NIMBUS CLOUDS *(Rain)*		HAIL
	PARTLY CLOUDY		CUMULONIMBUS CLOUDS *(Thunderstorms)*		SNOW OR SLEET
	COMPLETELY OVERCAST				UNKNOWN
			HAZE OR SMOG		NONE OF THE ABOVE

C. IF THE SIGHTING WAS AT TWILIGHT OR NIGHT, WHAT DID YOU NOTICE ABOUT THE STARS AND MOON?

(1) STARS		(2) MOON			
	NONE		BRIGHT MOONLIGHT (Full moon)		NO MOONLIGHT
✓	A FEW		MOON WITH HALO		UNKNOWN
	MANY		MOON HIDDEN BY CLOUDS		
	UNKNOWN		PARTIAL *(New or quarter)*		

D. IF SIGHTING WAS IN DAYLIGHT, WAS THE SUN VISIBLE? ☐ YES ☒ NO. IF "YES," WHERE WAS THE SUN AS YOU FACED THE PHENOMENON?

	IN FRONT OF YOU		TO YOUR RIGHT		OVERHEAD *(Near noon)*
	IN BACK OF YOU		TO YOUR LEFT		UNKNOWN

E. SPECIFY THE MAJOR SOURCE OF ILLUMINATION PRESENT DURING THE SIGHTING, SUCH AS THE SUN, HEADLIGHTS OR STREET LAMP, ETC. FOR TERRESTRIAL ILLUMINATION, SPECIFY DISTANCE TO LIGHT SOURCE.

Sun below horizon

12. GIVE A BRIEF DESCRIPTION OF THE PHENOMENON, INDICATING WHETHER IT APPEARED DARK OR LIGHT, WHETHER IT REFLECTED LIGHT OR WAS SELF-LUMINOUS AND WHAT COLORS YOU NOTICED. DESCRIBE YOUR IMPRESSION OF WHETHER IT WAS SOLID OR TRANSPARENT, WHETHER EDGES WERE SHARP OR FUZZY. DESCRIBE THE SHAPE OR INDICATE IF IT APPEARED AS A POINT OF LIGHT. INDICATE COMPARISONS WITH OTHER OBSERVED OBJECTS, LIKE STARS, A LIGHT OR OTHER OBJECT IN YOUR FIELD OF VIEW.

Black silhouet
of Japanese kit
that has wings
and center
body

13. DID THE PHENOMENON	YES	NO	UNKNOWN
MOVE IN A STRAIGHT LINE?		✓	
STAND STILL AT ANYTIME?	✓		
SUDDENLY SPEED UP AND RUN AWAY?		✓	
BREAK UP IN PARTS AND EXPLODE?		✓	
CHANGE COLOR?		✓	
GIVE OFF SMOKE?		✓	
CHANGE BRIGHTNESS?		✓	
CHANGE SHAPE?		✓	
FLASH OR FLICKER?		✓	
DISAPPEAR AND REAPPEAR?		✓	
SPIN LIKE A TOP?		✓	
MAKE A NOISE?		✓	
FLUTTER OR WOBBLE?		✓	

14. WHAT DREW YOUR ATTENTION TO THE PHENOMENON?

looking for ~~the~~ source of smoke and spotted this

A. HOW DID IT FINALLY DISAPPEAR?

hasn't yet

B. DID THE PHENOMENON MOVE BEHIND OR IN FRONT OF SOMETHING, LIKE A CLOUD, TREE, OR BUILDING AT ANY TIME?
☐ YES ☒ NO. IF "YES," DESCRIBE.

15. DRAW A PICTURE THAT WILL SHOW THE SHAPE OF THE PHENOMENON. INCLUDE AND LABEL ANY DETAILS THAT MIGHT HAVE APPEARED AS WINGS OR PROTRUSIONS, AND INDICATE EXHAUST OR VAPOR TRAILS. INDICATE BY AN ARROW THE DIRECTION THE PHENOMENON WAS MOVING.

16. WHAT WAS THE ANGULAR SIZE? HOLD A MATCH AT ARM'S LENGTH IN FRONT OF A KNOWN OBJECT, SUCH AS A STREET LAMP OR THE MOON. NOTE HOW MUCH OF THE OBJECT IS COVERED BY THE HEAD OF THE MATCH. NOW IF YOU HAD BEEN ABLE TO PERFORM THIS EXPERIMENT AT THE TIME OF THE SIGHTING, ESTIMATE WHAT FRACTION OF THE PHENOMENON WOULD HAVE BEEN COVERED BY THE MATCH HEAD.

would see none

17. DID YOU OBSERVE THE PHENOMENON THROUGH ANY OF THE FOLLOWING? INCLUDE INFORMATION ON MODEL, TYPE, FILTER, LENS PRESCRIPTION OR OTHER APPLICABLE DATA.

	EYEGLASSES		CAMERA VIEWER
	SUNGLASSES		BINOCULARS
	WINDSHIELD		TELESCOPE Bausch & Lomb 60X15
	SIDE WINDOW OF VEHICLE		THEODOLITE
	WINDOWPANE		OTHER

A. DO YOU ORDINARILY WEAR GLASSES? ☐ YES ☐ NO

B. DO YOU USE READING GLASSES? ☐ YES ☐ NO

18. WHAT WAS YOUR IMPRESSION OF THE SPEED OF THE PHENOMENON? GIVE ESTIMATE OF SPEED ✓.

19. WHAT WAS YOUR IMPRESSION OF THE DISTANCE OF THE PHENOMENON? GIVE ESTIMATE OF DISTANCE Varies with Background.

20. IN ORDER THAT WE MAY OBTAIN AS CLEAR A PICTURE AS POSSIBLE OF WHAT YOU SAW, DESCRIBE IN YOUR OWN WORDS A COMMON OBJECT OR OBJECTS WHICH, WHEN PLACED IN THE SKY, SIMILAR TO WHERE YOU NOTED THE PHENOMENON, WOULD BEAR SOME RESEMBLANCE TO WHAT YOU SAW. DESCRIBE SIMILARITIES AND DIFFERENCES BETWEEN THE COMMON OBJECT AND WHAT YOU SAW.



Japanese fish kite

21. DID YOU NOTICE ANY ODOR, NOISE, OR HEAT EMANATING FROM THE PHENOMENON OR ANY EFFECT ON YOURSELF, ANIMALS OR MACHINERY IN THE VICINITY? ☐ YES ☒ NO. IF "YES," DESCRIBE.

A. DID THE PHENOMENON DISTURB THE GROUND OR LEAVE ANY PHYSICAL EVIDENCE. ☐ YES ☒ NO. IF "YES," DESCRIBE.

22. HAVE YOU EVER SEEN THIS OR A SIMILAR PHENOMENON BEFORE? ☐ YES ☑ NO. IF "YES," GIVE DATE AND LOCATION.

23. WAS ANYONE WITH YOU AT THE TIME YOU SAW THE PHENOMENON? ☑ YES ☐ NO. IF "YES," DID THEY SEE IT TOO? ☐ YES ☐ NO.

A. LIST THEIR NAMES AND ADDRESSES

24. GIVE THE FOLLOWING INFORMATION ABOUT YOURSELF

LAST NAME, FIRST NAME, MIDDLE NAME [redacted]

ADDRESS [redacted]

TELEPHO[redacted]

[redacted]	56	☑	MALE	☐	FEMALE

IN[redacted]DITIONAL INF[redacted]ON INCLUDING OCCUPATION AND ANY EXPERIENCE WHICH MAY BE PERTINENT.

25. WHEN AND TO WHOM DID YOU REPORT THAT YOU HAD SIGHTED THIS PHENOMENON?

NAME_____ DAY_____ MONTH_____ YEAR _____

26. DATE YOU COMPLETED THIS QUESTIONNAIRE.

DAY_____ MONTH_____ YEAR _____