PROJECT 10073 RECORD

1. DATE - TIME GROUP 30 Jun 68 2130 CDT 1Jul/0230Z	2. LOCATION NEW ALBANY, INDIANA 2
3. SOURCE CIVILIAN	10. CONCLUSION PROBABLE AIRCRAFT
4. NUMBER OF OBJECTS ONE	
5. LENGTH OF OBSERVATION FIVE MINS	11. BRIEF SUMMARY AND ANALYSIS The observer sighted an egg shaped object that had a blue light on it and also four red lights that formed a square.
6. TYPE OF OBSERVATION GROUND VISUAL	COMMENTS: An AF Form 117 was sent to the witness, but he has not returned it as of 3 Sep 68. The observer had been reading UFO literature. In particular about the Scorro, New Mexico sighting. The Stanford Municipal Airport at Lousville, Kentucky is only about ten miles south of New Albany. No one else from the area reported, seeing a similar object, to us for this night. Because of the young age of the observer, his lack of substantiating evidence and his proximity to a large commercial airport, it is felt that he probable saw an aircraft
7. COURSE se	
8. PHOTOS ☐ Yes ☒ No	
9. PHYSICAL EVIDENCE ☐ Yes ☒ No	

[redacted]

FORM
FTD SEP 63 0-329 (TDE) Previous editions of this form may be used.

30 Jun 68

DEPARTMENT OF THE AIR FORCE
HEADQUARTERS FOREIGN TECHNOLOGY DIVISION (AFSC)
WRIGHT-PATTERSON AIR FORCE BASE, OHIO 45433

JUL 11 1968

REPLY TO ATTN OF: TDPT (UFO)

SUBJECT: UFO Observation , 30 June 1968

TO: [redacted] Place
New Albany, Indiana 47150

Your name has been given to the Aerial Phenomena Office (Project Blue Book) as being a witness to an unidentified flying object. If you were a witness to an UFO sighting on 30 June, 1968 would you please complete the attached AF Form 117 and return it in the envelope provided. If you were not a witness to this sighting, would you please make a statement to this effect on the attached form. The information which you provide will be used in evaluating this observation. Thank you for your assistance in this matter.

HECTOR QUINTANILLA, Jr, Lt Colonel, USAF
Chief, Aerial Phenomena Office
Aerospace Technologies Division
Production Directorate

1 Atch
AF Form 117 w/envelope

New Albany is located directly accross the river from Louisville Ky and is only about 10 miles from the Standford municipal airport.

Re Carris. on the

AFR 80-17(C1)

SIGHTING OF UNIDENTIFIED PHENOMENA QUESTIONNAIRE

BUDGET BUREAU APPROVAL NUMBER 21-R259

THIS QUESTIONNAIRE HAS BEEN PREPARED SO THAT YOU CAN GIVE THE U.S. AIR FORCE AS MUCH INFORMATION AS POSSIBLE CONCERNING THE UNIDENTIFIED PHENOMENON THAT YOU HAVE OBSERVED. PLEASE TRY TO ANSWER ALL OF THE QUESTIONS. THE INFORMATION YOU GIVE WILL BE USED FOR RESEARCH PURPOSES. YOUR NAME WILL NOT BE USED IN CONNECTION WITH ANY OF YOUR STATEMENTS OR CONCLUSIONS WITHOUT YOUR PERMISSION. RETURN TO AIR FORCE BASE INVESTIGATOR FOR FORWARDING TO FTD (TDETR), WRIGHT-PATTERSON AFB, OHIO 45433, IAW AFR 80-17. *(IF ADDITIONAL SHEETS ARE NEEDED FOR NARRATIVE OR SKETCHES ATTACH SECURELY TO THIS FORM OR ANNOTATE WITH YOUR NAME FOR IDENTIFICATION.)*

June, 30

1. WHEN DID YOU SEE THE PHENOMENON? DAY 30 MONTH June YEAR 68

2. WHAT TIME DID YOU FIRST SIGHT THE PHENOMENON? HOUR 9 MINUTES 30 ☐ A.M. ■ P.M.

3. WHAT TIME DID YOU LAST SIGHT THE PHENOMENON? HOUR 9 MINUTES 35 ☐ A.M. ■ P.M.

4. TIME/ZONE ■ DAYLIGHT SAVINGS ☐ STANDARD
☐ EASTERN ☐ CENTRAL ☐ MOUNTAIN ☐ PACIFIC ☐ OTHER

5. WHERE WERE YOU WHEN YOU SAW THE PHENOMENON? IF IN CITY, GIVE THE NEAREST STREET ADDRESS AND INDICATE ON A HAND DRAWN MAP WHERE YOU WERE STANDING WITH REFERENCE TO THE ADDRESS. IF IN THE COUNTRY, IDENTIFY THE HIGHWAY YOU WERE ON OR NEAR AND TRY TO FIX A DISTANCE AND DIRECTION FROM SOME RECOGNIZABLE LANDMARK.

313 →(NOT FOR SURE)
WASHINGTON
PLACE
NEW ALBANY
INDINA.



6. IMAGINE YOU ARE AT THE POINT SHOWN IN THE SKETCH, PLACE AN "A" ON THE CURVED LINE TO SHOW HOW HIGH THE PHENOMENON WAS ABOVE THE HORIZON, OR SKYLINE, WHEN FIRST SEEN. PLACE A "B" ON THE SAME CURVED LINE TO SHOW HOW HIGH ABOVE THE HORIZON THE PHENOMENON WAS WHEN LAST SEEN.

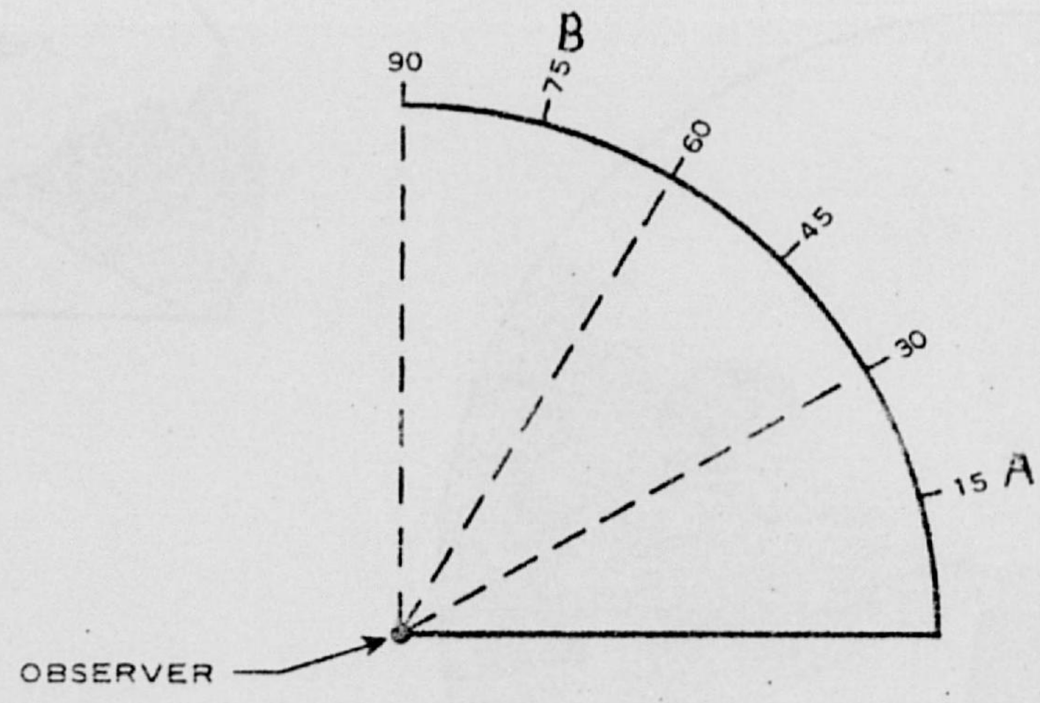

AF FORM AUG 67 117

6A. NOW IMAGINE YOU ARE AT THE CENTER OF THE COMPASS ROSE. PLACE AN "A" ON THE COMPASS TO INDICATE THE DIRECTION TO THE PHENOMENON WHEN FIRST SEEN. PLACE A "B" ON THE COMPASS TO INDICATE THE DIRECTION TO THE PHENOMENON WHEN LAST SEEN.

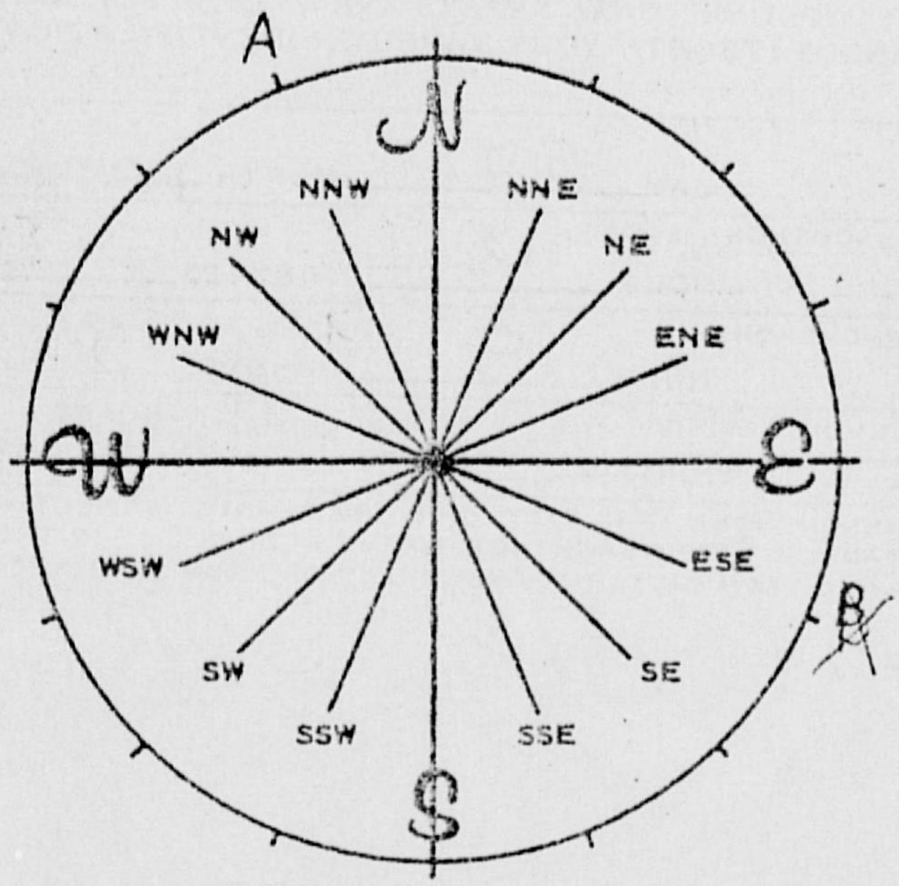

7. IN THE SKETCH BELOW, PLACE AN "A" AT THE POSITION OF THE PHENOMENON WHEN FIRST SEEN, AND A "B" AT THE POSITION OF THE PHENOMENON WHEN LAST SEEN. CONNECT THE "A" AND "B" WITH A LINE TO APPROXIMATE THE MOVEMENT OF THE PHENOMENON BETWEEN "A" AND "B". THAT IS, SCHEMATICALLY SHOW WHETHER THE MOVEMENT APPEARED TO BE STRAIGHT, CURVED OR ZIG-ZAG. REFER TO SMALLER SKETCH AS AN EXAMPLE OF HOW TO COMPLETE THE LARGER SKETCH.

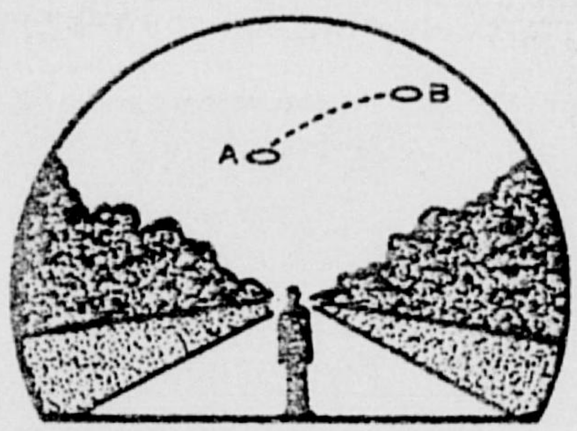

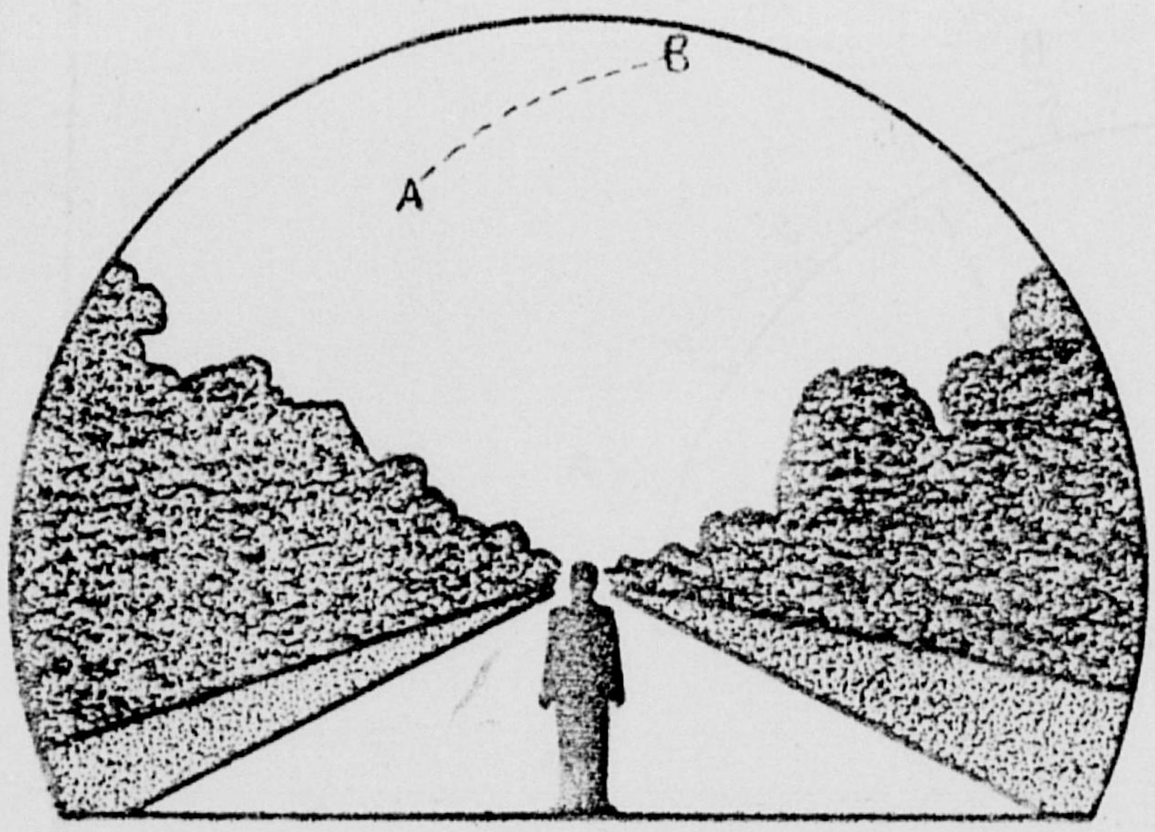

8. WHERE WERE YOU WHEN YOU SAW THE PHENOMENON? *(Check appropriate blocks.)*

✓	OUTDOORS		IN BUSINESS SECTION OF CITY
	IN BUILDING	✓	IN RESIDENTIAL SECTION OF CITY
	IN CAR ☐ AS DRIVER ☐ AS PASSENGER		IN OPEN COUNTRYSIDE
	IN BOAT		NEAR AIRFIELD
	IN AIRPLANE ☐ AS PILOT ☐ AS PASSENGER		FLYING OVER CITY
✓	OTHER Bicycle		FLYING OVER OPEN COUNTRY
			OTHER

A. IF YOU WERE IN A VEHICLE, COMPLETE THE FOLLOWING:

WHAT DIRECTION WERE YOU MOVING?

	NORTH		EAST
	SOUTH		WEST
	NORTHEAST	■	SOUTHEAST
	NORTHWEST		SOUTHWEST

HOW FAST WERE YOU MOVING? SLOW, STOPED TWICE

DID YOU STOP ANYTIME WHILE OBSERVING THE PHENOMENON?

■ YES ☐ NO

EXPLAIN WHETHER SUCH MOVEMENT AFFECTS YOUR SKETCHES IN ITEMS 5 AND 6.

IT FLEW OVERHEAD GOING SLOW THEN WE STOPED (OUR BICYCLES)

DESCRIBE TYPE OF VEHICLE YOU WERE IN AND TYPE OF ROAD, TERRAIN OR BODY OF WATER YOU TRAVERSED DURING THE SIGHTING. STATE WHETHER WINDOWS OR CONVERTIBLE TOP WERE UP OR DOWN.

STINGRAY BICYCLE.

HOW MUCH OTHER TRAFFIC WAS THERE?

NOT MUCH

DID YOU NOTICE ANY AIRPLANES? ☐ YES ■ NO. IF "YES," DESCRIBE WHEN THEY WERE IN SIGHT RELATIVE TO THE TIME OF SIGHTING THE PHENOMENON AND WHERE THEY WERE IN THE SKY RELATIVE TO THE POSITION OF THE PHENOMENON.

9. HOW LONG WAS THE PHENOMENON IN SIGHT?

LENGTH OF TIME 5 MINUTES	■	CERTAIN OF TIME		NOT VERY SURE
		FAIRLY CERTAIN		JUST A GUESS

HOW WAS TIME DETERMINED?

CLOCK

WAS THE PHENOMENON IN SIGHT CONTINUOUSLY? ☐ YES ■ NO. IF "NO," INDICATE WHETHER THIS IS DUE TO YOUR MOVEMENT OR THE BEHAVIOR OF THE PHENOMENON, AND DESCRIBE SUCH MOVEMENT OR BEHAVIOR. INDICATE DISAPPEARANCES ON PREVIOUS SKETCHES.

We followed it, in sketche 6-A-was where ~~it~~ we~~s~~. b-WAS WHERE ~~IT C~~ WA~~S~~RE WHEN we last saw it.

FIRST SIGHTED

10. IF THERE WERE MORE THAN ONE PHENOMENON, HOW MANY WERE THERE? DRAW A PICTURE TO SHOW HOW THEY WERE ARRANGED. DID THIS ARRANGEMENT CHANGE DURING THE SIGHTING?

just 1

11. CONDITIONS *(Check appropriate blocks.)*

A. SKY		B. WEATHER			
	DAY		CUMULUS CLOUDS *(Low fluffy)*		FOG OR MIST
	TWILIGHT		CIRRUS CLOUDS *(High fleecy or Herring-bone)*		HEAVY RAIN
	NIGHT				LIGHT RAIN OR DRIZZLE
	CLEAR		NIMBUS CLOUDS *(Rain)*		HAIL
	PARTLY CLOUDY		CUMULONIMBUS CLOUDS *(Thunderstorms)*		SNOW OR SLEET
	COMPLETELY OVERCAST				UNKNOWN
			HAZE OR SMOG		NONE OF THE ABOVE

C. IF THE SIGHTING WAS AT TWILIGHT OR NIGHT, WHAT DID YOU NOTICE ABOUT THE STARS AND MOON?

(1) STARS		(2) MOON			
	NONE		BRIGHT MOONLIGHT		NO MOONLIGHT
	A FEW		MOON WITH HALO		UNKNOWN
	MANY		MOON HIDDEN BY CLOUDS		
	UNKNOWN		PARTIAL *(New or quarter)*		

D. IF SIGHTING WAS IN DAYLIGHT, WAS THE SUN VISIBLE? ☐ YES ☒ NO. IF "YES," WHERE WAS THE SUN AS YOU FACED THE PHENOMENON?

	IN FRONT OF YOU		TO YOUR RIGHT		OVERHEAD *(Near noon)*
	IN BACK OF YOU		TO YOUR LEFT		UNKNOWN

E. SPECIFY THE MAJOR SOURCE OF ILLUMINATION PRESENT DURING THE SIGHTING, SUCH AS THE SUN, HEADLIGHTS OR STREET LAMP, ETC. FOR TERRESTRIAL ILLUMINATION, SPECIFY DISTANCE TO LIGHT SOURCE.

MERCURY VAPOR LAMP

12. GIVE A BRIEF DESCRIPTION OF THE PHENOMENON, INDICATING WHETHER IT APPEARED DARK OR LIGHT, WHETHER IT REFLECTED LIGHT OR WAS SELF-LUMINOUS AND WHAT COLORS YOU NOTICED. DESCRIBE YOUR IMPRESSION OF WHETHER IT WAS SOLID OR TRANSPARENT, WHETHER EDGES WERE SHARP OR FUZZY. DESCRIBE THE SHAPE OR INDICATE IF IT APPEARED AS A POINT OF LIGHT. INDICATE COMPARISONS WITH OTHER OBSERVED OBJECTS, LIKE STARS, A LIGHT OR OTHER OBJECT IN YOUR FIELD OF VIEW.

Egg shaped with stem with blue light on it, and four red lights. forming a square, with a spotlight in front, it was solid looking, fuzzy around stem. Light bulb. ← COMPARISON (self luminous)

13. DID THE PHENOMENON	YES	NO	UNKNOWN
MOVE IN A STRAIGHT LINE?		X	
STAND STILL AT ANYTIME?	X		
SUDDENLY SPEED UP AND RUN AWAY? STRAGHT UP	X		
BREAK UP IN PARTS AND EXPLODE?			
CHANGE COLOR?			
GIVE OFF SMOKE?			
CHANGE BRIGHTNESS?	X		
CHANGE SHAPE?	X		
FLASH OR FLICKER?			
DISAPPEAR AND REAPPEAR?			
SPIN LIKE A TOP?			
MAKE A NOISE?	X		
FLUTTER OR WOBBLE?			

14. WHAT DREW YOUR ATTENTION TO THE PHENOMENON?

a Ball Game

The only time it gave off sound was when it shot up into the air.

A. HOW DID IT FINALLY DISAPPEAR?

Stoped dead still, turn upright and shot up straight in the air and change shape, and grew smaller. (went out of sight)

B. DID THE PHENOMENON MOVE BEHIND OR IN FRONT OF SOMETHING, LIKE A CLOUD, TREE, OR BUILDING AT ANY TIME?
☒ YES ☐ NO. IF "YES," DESCRIBE.

a high oak tree

15. DRAW A PICTURE THAT WILL SHOW THE SHAPE OF THE PHENOMENON. INCLUDE AND LABEL ANY DETAILS THAT MIGHT HAVE APPEARED AS WINGS OR PROTRUSIONS, AND INDICATE EXHAUST OR VAPOR TRAILS. INDICATE BY AN ARROW THE DIRECTION THE PHENOMENON WAS MOVING.

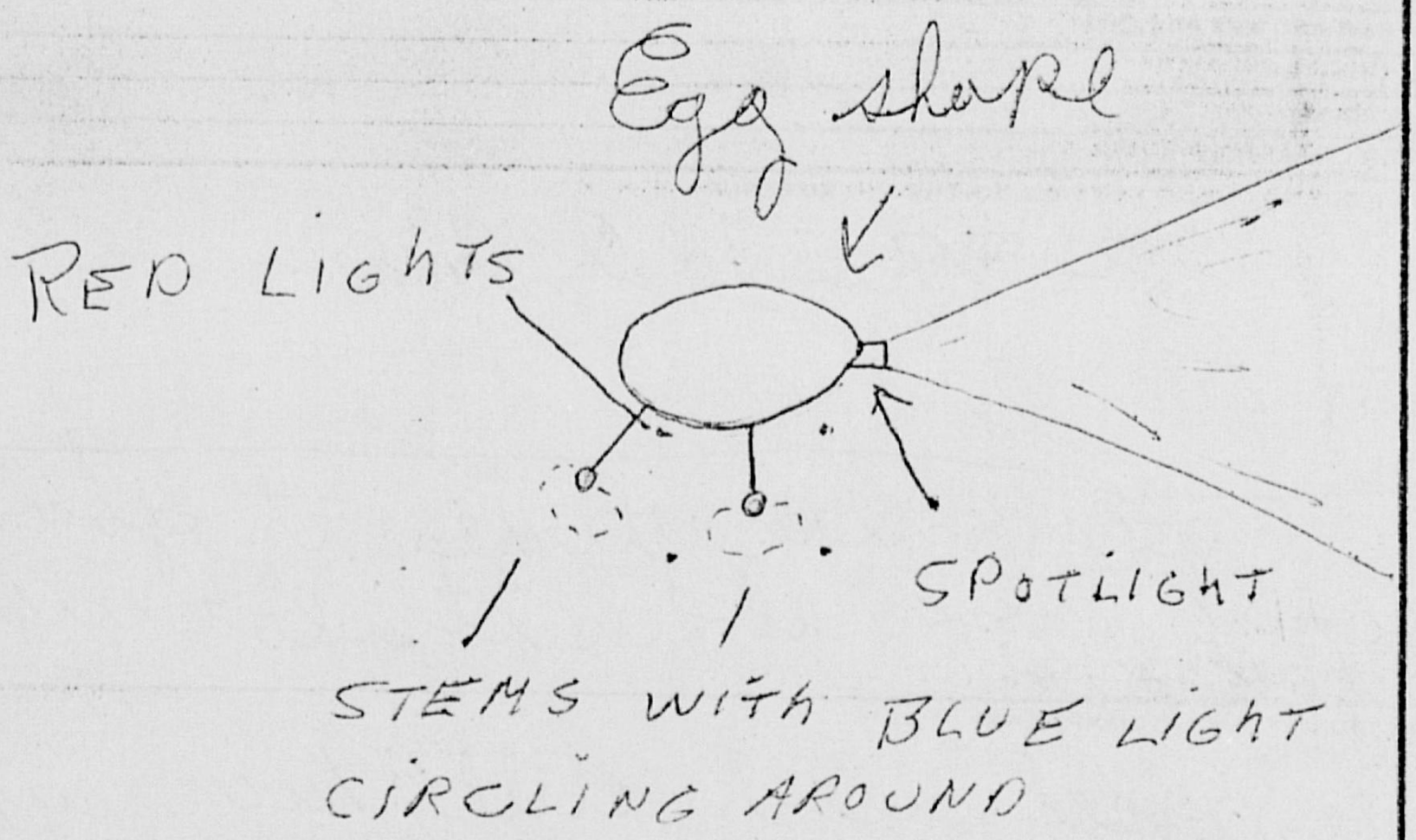

16. WHAT WAS THE ANGULAR SIZE? HOLD A MATCH AT ARM'S LENGTH IN FRONT OF A KNOWN OBJECT, SUCH AS A STREET LAMP OR THE MOON. NOTE HOW MUCH OF THE OBJECT IS COVERED BY THE HEAD OF THE MATCH. NOW IF YOU HAD BEEN ABLE TO PERFORM THIS EXPERIMENT AT THE TIME OF THE SIGHTING, ESTIMATE WHAT FRACTION OF THE PHENOMENON WOULD HAVE BEEN COVERED BY THE MATCH HEAD.

A tiny BIT

(IT WAS LARGE)

When it was behind the Saturn WE WERE UP ON THE TREE (NEXT TO IT)

17. DID YOU OBSERVE THE PHENOMENON THROUGH ANY OF THE FOLLOWING? INCLUDE INFORMATION ON MODEL, TYPE, FILTER, LENS PRESCRIPTION OR OTHER APPLICABLE DATA.

	EYEGLASSES		CAMERA VIEWER
	SUNGLASSES		BINOCULARS
	WINDSHIELD		TELESCOPE
	SIDE WINDOW OF VEHICLE		THEODOLITE
	WINDOWPANE		OTHER

A. DO YOU ORDINARILY WEAR GLASSES? ☐ YES ■ NO

B. DO YOU USE READING GLASSES? ☐ YES ☐ NO

18. WHAT WAS YOUR IMPRESSION OF THE SPEED OF THE PHENOMENON? GIVE ESTIMATE OF SPEED VERY SLOW 5 MPH

19. WHAT WAS YOUR IMPRESSION OF THE DISTANCE OF THE PHENOMENON? GIVE ESTIMATE OF DISTANCE 1/4 MILE

20. IN ORDER THAT WE MAY OBTAIN AS CLEAR A PICTURE AS POSSIBLE OF WHAT YOU SAW, DESCRIBE IN YOUR OWN WORDS A COMMON OBJECT OR OBJECTS WHICH, WHEN PLACED IN THE SKY, SIMILAR TO WHERE YOU NOTED THE PHENOMENON, WOULD BEAR SOME RESEMBLANCE TO WHAT YOU SAW. DESCRIBE SIMILARITIES AND DIFFERENCES BETWEEN THE COMMON OBJECT AND WHAT YOU SAW.

An Egg only it was much brighter.

21. DID YOU NOTICE ANY ODOR, NOISE, OR HEAT EMANATING FROM THE PHENOMENON OR ANY EFFECT ON YOURSELF, ANIMALS OR MACHINERY IN THE VICINITY? ■ YES ☐ NO. IF "YES," DESCRIBE.

Our Body's was shaking all over, and our heart's were beating extra fast (not because we were scared)

A. DID THE PHENOMENON DISTURB THE GROUND OR LEAVE ANY PHYSICAL EVIDENCE. ☐ YES ■ NO. IF "YES," DESCRIBE.

22. HAVE YOU EVER BEEN THIS OR A SIMILAR PHENOMENON BEFORE? ☐ YES ☒ NO. IF "YES," GIVE DATE AND LOCATION.

23. WAS ANYONE WITH YOU AT THE TIME YOU SAW THE PHENOMENON? ☒ YES ☐ NO. IF "YES," DID THEY SEE IT TOO? ☒ YES ☐ NO.

A. LIST THEIR NAMES AND ADDRESSES

[redacted] WASHINTON PLACE

24. GIVE THE FOLLOWING INFORMATION ABOUT YOURSELF

LAST NAME, FIRST NAME, MIDDLE NAME [redacted]

ADDRESS (Street, City, State and Zip Code) [redacted] INDIANA 47150

TELEPHONE (Area code and number)	AGE		MALE		FEMALE
	14.	Y			

INDICATE ADDITIONAL INFORMATION INCLUDING OCCUPATION AND ANY EXPERIENCE WHICH MAY BE PERTINENT.

DRAFTSMEN AT CITY COUNTY BUILDING IN NEW ALBANY

(NOT PERTINET)

JUST OCCUPATION

25. WHEN AND TO WHOM DID YOU REPORT THAT YOU HAD SIGHTED THIS PHENOMENON?

NAME [redacted] DAY 30 MONTH June YEAR 68

26. DATE YOU COMPLETED THIS QUESTIONNAIRE.

DAY 6 MONTH July YEAR 68

27. INFORMATION WHICH YOU FEEL IS PERTINENT BUT WHICH IS NOT ADEQUATELY COVERED IN THIS QUESTIONNAIRE, ALTERNATIVELY PROVIDE A NARRATIVE EXPLANATION OF THE SIGHTING.

"UFO" WAS MOVING VERY SLOW AND HAD A WIERD AFFECT ON OUR BODYS. IT CAME DOWN OUT OF THE SKY AND WENT HIGHER THEN STOP TURNED UPRIGHT, AND THEN SHOT UP IN THE SKy: YOU COULD SEE IT GO OUT OF SIGHT, THAT'S WHEN IT MADE A SWOOSH SOUND, THAT'S ALSO WHEN WE GOT SHAKEING AND OUR HEARTS STARTED BEATING FASTER.

I read the article about Lonnie Zamora's Egg he saw in Mexico his description is similer to mine

OVER

ONLY IF DID NOT HAVE
ANY WRITING ON IT AND
DIDN'T LAND.

OFFICIAL U.S. AIR

5U2

U.S. AIR FORCE TECHNICAL INFORMATION

This questionnaire has been prepared so that you can give the U.S. Air Force as much information as possible concerning the unidentified aerial phenomenon that you have observed. Please try to answer as many questions as you possibly can. The information that you give will be used for research purposes. Your name will *not* be used in connection with any statements, conclusions, or publications without your permission. We request this personal information so that if it is deemed necessary, we may contact you for further details.

1. When did you see the object?

22 (Day) June (Month) 1968 (Year)

2. Time of day: about 9 (Hours) — (Minutes)

(Circle One): A.M. or (P.M.)

3. Time Zone:

(Circle One): (a. Eastern)
b. Central
c. Mountain
d. Pacific
e. Other _____

(Circle One): (a. Daylight Saving)
b. Standard

4. Where were you when you saw the object?

[redacted] (Nearest Postal Address) HAVERHILL (City or Town) Mass. (State or County)

01830

5. How long was object in sight? (Total Duration) — (Hours) — (Minutes) 15 (Seconds)

(a. Certain)
b. Fairly certain
c. Not very sure
d. Just a guess

5.1 How was time in sight determined? before nine I went out on the porch.

5.2 Was object in sight continuously? Yes yes No _____

6. What was the condition of the sky?

DAY	NIGHT
a. Bright	a. Bright
b. Cloudy	(b. Cloudy)

7. IF you saw the object during DAYLIGHT, where was the SUN located as you looked at the object?

(Circle One):
a. In front of you
b. In back of you
c. To your right
d. To your left
e. Overhead
f. Don't remember

FORM FTD OCT 62 164 This form supersedes FTD 164, Jul 61, which is obsolete.

FORCE UFO FORM

8. IF you saw the object at NIGHT, what did you notice concerning the STARS and MOON?

8.1 STARS *(Circle One)*:

(a. None)
b. A few
c. Many
d. Don't remember

8.2 MOON *(Circle One)*:

a. Bright moonlight
b. Dull moonlight
(c. No moonlight—pitch dark)
d. Don't remember

9. What were the weather conditions at the time you saw the object?

CLOUDS *(Circle One)*:

a. Clear sky
b. Hazy
c. Scattered clouds
(d. Thick or heavy clouds)

WEATHER *(Circle One)*:

(a. Dry)
b. Fog, mist, or light rain
c. Moderate or heavy rain
d. Snow
e. Don't remember

10. The object appeared: *(Circle One)*:

(a. Solid)
b. Transparent
c. Vapor
d. As a light
e. Don't remember

11. If it appeared as a light, was it brighter than the brightest stars? *(Circle One)*:

(a. Brighter)
b. Dimmer
c. About the same
d. Don't know

11.1 Compare brightness to some common object:

moon

12. The edges of the object were:

(Circle One): a. Fuzzy or blurred
b. Like a bright star
(c. Sharply outlined)
d. Don't remember
e. Other _____

13. Did the object:

(Circle One for each question)

a. Appear to stand still at any time?	Yes	No	Don't know
b. Suddenly speed up and rush away at any time?	Yes	No	Don't know
c. Break up into parts or explode?	Yes	No	Don't know
d. Give off smoke?	Yes	No	Don't know
e. Change brightness?	Yes	No	Don't know
f. Change shape?	Yes	No	Don't know
g. Flash or flicker?	Yes	No	Don't know
(h. Disappear and reappear?)	(Yes)	No	Don't know

64

Official U.S. Air Force

14. Did the object disappear while you were watching it? If so, how?

yes, disappeared and reappeared going behind the tree and disappeared again.

15. Did the object move behind something at any time, particularly a cloud?

(Circle One): (Yes) No Don't know. IF you answered YES, then tell what it moved behind: the tree

16. Did the object move in front of something at any time, particularly a cloud?

(Circle One): (Yes) No Don't know. IF you answered YES, then tell what in front of: clouds

17. Tell in a few words the following things about the object:

a. Sound none

b. Color golden with bluish sparkles

18. We wish to know the angular size. Hold a match stick at arm's length in line with a known object and note how much of the object is covered by the head of the match. If you had performed this experiment at the time of the sighting, how much of the object would have been covered by the match head?

That was very big Object, before disappearing was shaped and turned in plain like p. 19

19. Draw a picture that will show the shape of the object or objects. Label and include in your sketch any details of the object that you saw such as wings, protrusions, etc., and especially exhaust trails or vapor trails. Place an arrow beside the drawing to show the direction the object was moving.



UFO form continued

20. Do you think you can estimate the speed of the object?

(Circle One) (Yes) No

IF you answered YES, then what speed would you estimate? 20 mph.

21. Do you think you can estimate how far away from you the object was?

(Circle One) (Yes) No

IF you answered YES, then how far away would you say it was? 1/2 mile.

22. Where were you located when you saw the object? *(Circle One)*:

a. Inside a building
b. In a car
(c. Outdoors)
d. In an airplane (type)
e. At sea
f. Other_____

23. Were you *(Circle One)*

a. In the business section of a city?
(b. In the residential section of a city?)
c. In open countryside?
d. Near an airfield?
e. Flying over a city?
f. Flying over open country?
g. Other_____

24. IF you were MOVING IN AN AUTOMOBILE or other vehicle at the time, then complete the following questions:

24.1 What direction were you moving? *(Circle One)*

a. North c. East e. South g. West
b. Northeast d. Southeast f. Southwest h. Northwest

24.2 How fast were you moving?_____ miles per hour.

24.3 Did you stop at any time while you were looking at the object?

(Circle One) Yes No

25. Did you observe the object through any of the following?

a. Eyeglasses	Yes	(No)	e. Binoculars	Yes	(No)
b. Sun glasses	Yes	(No)	f. Telescope	Yes	(No)
c. Windshield	Yes	(No)	g. Theodolite	Yes	(No)
d. Window glass	Yes	(No)	h. Other_____		

26. In order that you can give as clear a picture as possible of what you saw, describe in your own words a common object or objects which, when placed up in the sky, would give the same appearance as the object which you saw.

I was thinking all night and all day – I never saw something like that, reminds [illegible] with bottom up with long edges, which are bright golden

27. In the following sketch, imagine that you are at the point shown. Place an "A" on the curved line to show how high the obje was above the horizon (skyline) when you *first* saw it. Place a "B" on the same curved line to show how high the object wa above the horizon (skyline) when you *last* saw it. Place an "A" on the compass when you *first* saw it. Place a "B" on the com pass when you *last* saw the object.

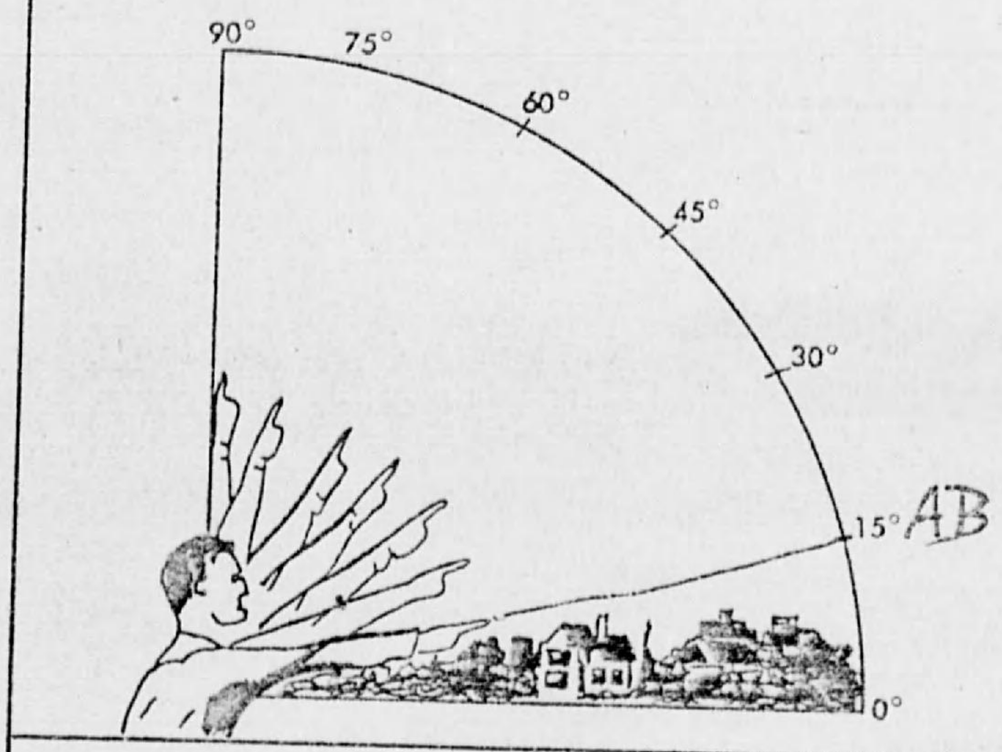

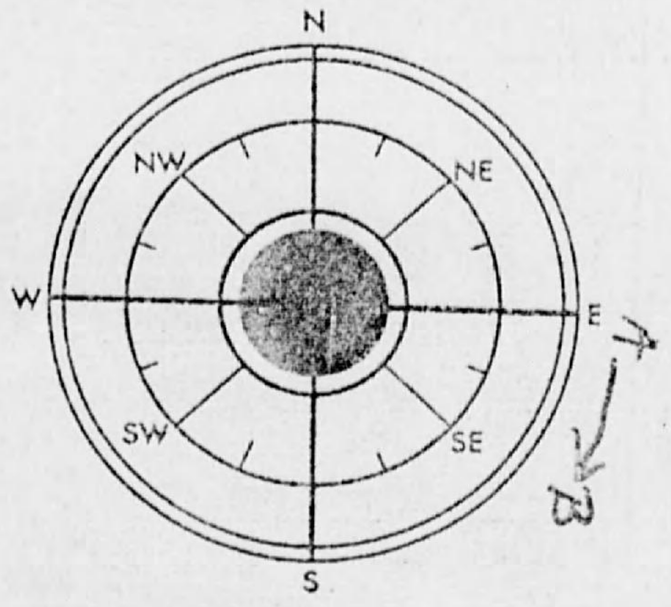

28. Draw a picture that will show the motion that the object or objects made. Place an "A" at the beginning of the path, a "B" a the end of the path, and show any changes in direction during the course.

A ⟶ B
no changes

29. IF there was MORE THAN ONE object, then how many were there? NO
Draw a picture of how they were arranged, and put an arrow to show the direction that they were traveling.

ce UFO form continued

30. Have you ever seen this, or a similar object before. If so give date or dates and location.

never before

31. Was anyone else with you at the time you saw the object? *(Circle One)* (Yes) No

31.1 IF you answered YES, did they see the object too? *(Circle One)* (Yes) No

31.2 Please list their names and addresses:

[redacted], HAVERHILL, MASS. 01830
he was sitting with me on the porch

32. Please give the following information about yourself:

NAME [redacted] (Last Name) [redacted] (First Name) ——— (Middle Name)

ADDRESS [redacted] (Street) HAVERHILL (City) 01830 (Zone) MASS. (State)

TELEPHONE NUMBE[redacted] AGE 64 SEX M

Indicate any additional information about yourself, including any special experience, which might be pertinent.

33. When and to whom did you report that you had seen the object?

I am afraid to be a ridiculous, but I think I must do it (Day / Month / Year)
because it may be an enemy's new discovery.

Official U.S. Air Force

34. Date you completed this questionnaire: 24 (Day) June (Month) 1968 (Year)

35. Information which you feel pertinent and which is not adequately covered in the specific points of the questionnaire or a narrative explanation of your sighting.

We were sitting and talking on the porch, when I saw something on the sky like a golden lace moving from left to my right, I showed it to Gregory and we called our children, playing nearby, but when they did come object disappeared, then appearing went behind the tree and disappeared again. I never saw in my life colors like that = bright golden with bluish specks on it.

I can not tell what was it, because it was so short in time and because I never saw something like that before.

But I felt dread in my heart, because it was unexplainable

e UFO form continued

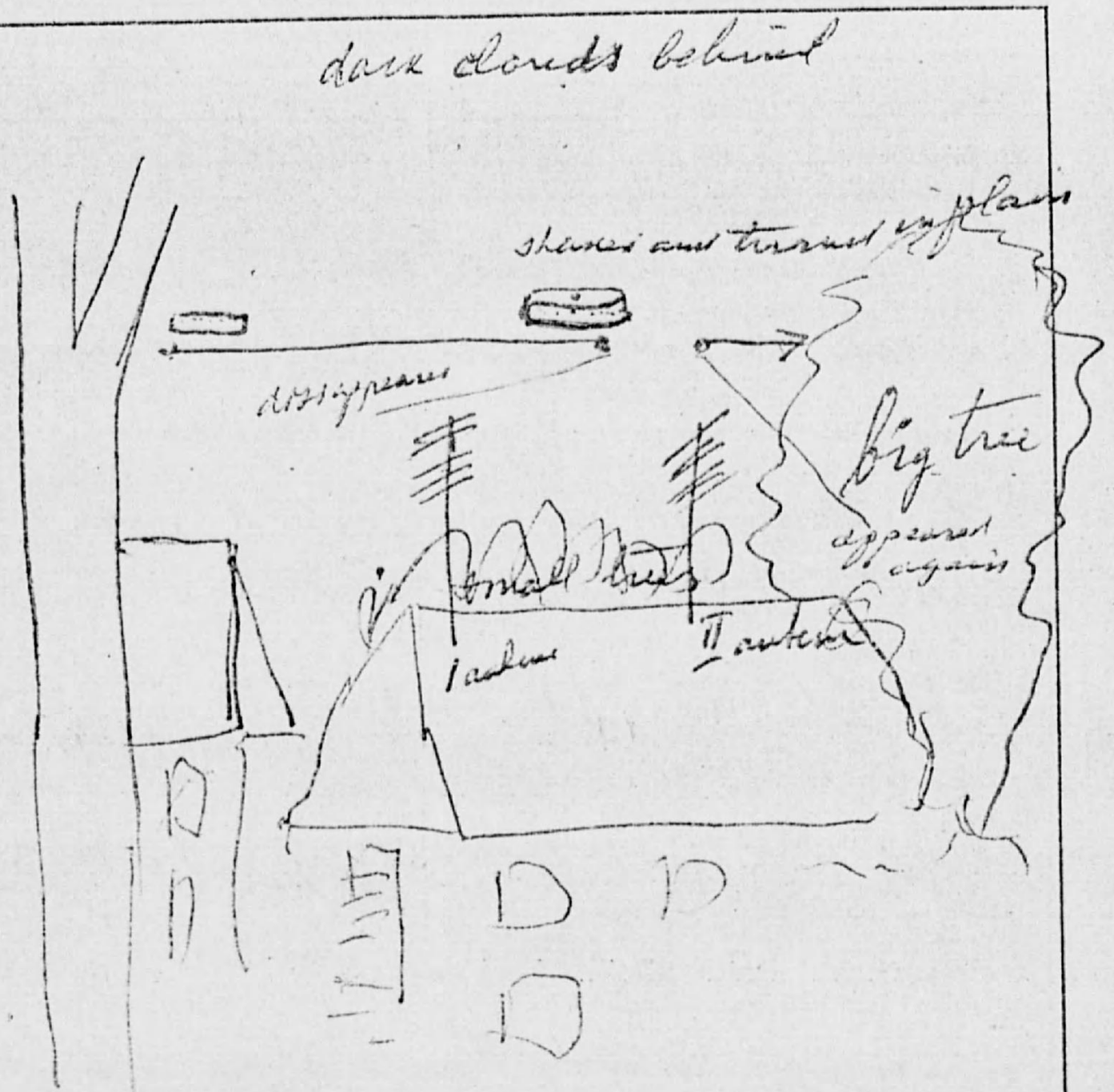

distance from my porch to the tree
out house about 100 yards but object was
far about ½ mile, I think over the river
(Merrimack river)

NCIO

Rec'd Ltr postmarked 24 June 68

DERRICK

TDPT (UFO) Lt Col Quintanilla/70916/mhs/8 Aug 68

13 AUG 1968

Photographs of UFOs

[redacted]
[redacted] Street
Miami, Florida 33143

1. This replies to your undated letter in which you forwarded a Polaroid photograph of an unidentified flying object (UFO).

2. A photo interpreter stated that the UFOs are film blemishes. They definitely are not physical bodies but are the result of defects in the film.

3. Thank you for permitting the Air Force to analyze your photograph; it is inclosed.

HECTOR QUINTANILLA, Jr, Lt Colonel, USAF
Chief, Aerial Phenomena Office
Aerospace Technologies Division
Production Directorate

1 Atch
Polaroid Photograph,
C056208, w/backing

TDPT(UFO) OFFICIAL FILE CY

MEMO FOR THE RECORD 15 August 1968

Subj: UFO Photographs

Lt Newman, TDDD, stated that the "UFOs" were film blemishes. They are definitely not physical bodies but are the result of defects in the film.

Lt Newman is a photo interpreter.

Carmon L Marano

CARMON L MARANO, 2d Lt, USAF
TDPT (UFO)

Dear Sirs,
I wrote to JOHN F. KEN NEDY SPACE CENTER and told them that I saw aU.F.O. im a picture I took of my moth er andd her frie nd that had t he t hree strang e obj ects in it , It look s like three do ts, I ttold them that I had had the film looked at, and that there was nothing in the sky at that t ime, OH itwas not the suns reflection.
Please write back and teHl me what it was.

Thank you

[redacted]

P.S. here is the picture , whatt they t heytoId me.

JOHN F. KENNEDY SPACE CENTER, NASA
KENNEDY SPACE CENTER, FLORIDA 32899

IN REPLY REFER TO

Thank you for your recent inquiry requesting information related to Unidentified Flying Objects.

Neither the Kennedy Space Center nor any other agency of the National Aeronautics and Space Administration is responsible for scientific or investigative aspects concerning UFO's. This is a mission of the U. S. Air Force. We suggest you direct your inquiry to:

Foreign Technology Division (TDET)
Wright-Patterson Air Force Base, Ohio 45433

Sincerely yours,

Harold E. Mehrens
Educational Programs Branch

POLICE DEPARTMENT
SUPPLEMENTAL REPORT
MEDFORD, OREGON

SPECIFIC OFFENSE

CASE NO. 110044 [redacted]

DETAILS:

At 9:40 A.M., 6-26-68, Desk Officer Ron Terrette received a telephone call from [redacted] 9 years of age, [redacted] Medford, Oregon.

[redacted] reported having observed, at approximately 1:00 A.M., 6-26-68, an unidentified flying object in the backyard of his residence.

Upon arrival, writing officer found the complainant, along with four other children.

Complainant advised writing officer that he and a companion, [redacted] 9 years of age, of 1617 Whitman Street, telephone [redacted] had been sleeping in the backyard when they observed this object.

The complainant described the object as being a round light, weaving from spot to spot in the backyard. Complainant then showed writing officer several marks in the backyard. The lawn is being replanted in the backyard and there is no grass. The complainant had drawn circles over scratches in the dirt, indicating to writing officer that this was where the object and its occupants touched the ground.

This was confirmed at that time by [redacted]

Apparently the complainant and [redacted] were sleeping in the backyard, at which time [redacted] observed the above object and [redacted]

Upon talking to [redacted] he stated that he had not actually seen anything but had merely gone on the story told [redacted]

Upon telling his story, [redacted] received confirmation from [redacted] 9 years of age, of [redacted] 9 years of age, of [redacted] They informed writing officer that they had seen a similar object approximately one month ago and that this object had chased [redacted] down the street.

Writing officer inquired of [redacted] his parents were home, and he advised that they were not. Writer inquired if they had advised their parents of this object and they stated that they had and their parents had written it off as their imagination.

Writing officer then separated [redacted] from their companions and had a talk with them concerning false reports to the Police Department and whether anything actually had been seen.

After a short talk with [redacted], he advised writing officer that he "thought" he had seen the object. A short time later he advised that it was probably only his imagination and that he had now [redacted], seen nothing.

APD NO. AND DATE [redacted] CLASSIFICATION | DATE SUPPLEMENTAL REPORT WRITTEN

FORM 10 POL. [illegible]

2

POLICE DEPARTMENT
SUPPLEMENTAL REPORT
MEDFORD, OREGON

mrh

SPECIFIC OFFENSE		CASE NO.
		110044

DETAILS:

Page Two.

Writing officer feels that subject [redacted] was trying to impress [redacted] and wanted an excuse to wake him up during the night while they were sleeping in the backyard. The excuse he used was this imaginary object floating in the air.

The story then went out to his friends and [redacted] was unable to back down in front of them and was compelled by his friends to call the Police Department or admit he was lying..

This case can be closed with the contact of the complainant and his acknowledgment that it was just his imagination and that he did not actually see any flying objects.

APB NO. AND DATE	NAME AND SIGNATURE OF REPORTING OFFICER	CODE OR SERIAL NUMBER	DATE AND TIME REPORT WRITTEN
			6-26-63

FORM 10 POL. DO NOT WRITE ON BACK

11:55 A.M.

N.C.I.O .

WALL

MEMO FOR THE RECORD 19 July 1968

Subj: UFO Observation, 28 June 1968

Sgt Wall saw something on the night of 28 June 1968 at 9:30-10:00 pm near Gosport, Indiana. The object had white lights and was moving approximately due north. It made no noise and passed directly overhead. Lt Marano thinks he may have observed a plane on low level, high speed bomb run originating from Standifer Field (Bomb run # 4). Lt Marano spoke with the 123 TAC Recon Group, Capt Klar. On the 28th all flights returned by 1927Z. On 29th, the first plane to leave was at 0835 local time. Sgt Wall just wanted to inform the Aerial Phenomena Office that he saw something different but did not want to make a UFO report.

Sky & Telescope Sept 68

29 June 68

SOME RECENT FIREBALLS

SEVERAL readers of this magazine have reported sightings of four fireballs during early summer. Though each was conspicuous and occurred over a populated area, only one was described by two observers.

June 29th. At 11:40 p.m. Eastern daylight time, William E. Rison of Pisgah, Maryland, saw a brilliant greenish fireball of magnitude −10. For about three seconds it moved across Pegasus, which was rising in the east.

July 2nd. This fireball, traveling in a northwesterly direction, was widely observed from the northeastern states. At about 9:25 p.m. EDT, Mrs. Gloria A. Jajich viewed the meteor from her yard at York, Pennsylvania. She writes:

"Under a cloudy sky, I saw a green ball, bright enough to cast a shadow, come out of the southeast. It traveled 60° above and parallel to the northeastern horizon, and covered 110° of sky in five seconds. Its head appeared half the size of the full moon, and streaming from it was a bright red tail approximately 3½° long. No train was seen, nor any sound heard."

This fireball was also spied by Paul Repak as it flashed southwest of Lowville, New York, 270 miles north of Mrs. Jajich. He reports:

"Although the sky was covered by thin altocumulus clouds, the bolide's colors and outline were prominent. At 9:25 p.m. EDT, I first noticed it only 25° above the southwest horizon, as a bright green object 20′ in diameter with a green tail 1½° long. At first, it was completely surrounded by a deep orange glow, but turned intense yellow-orange when it exploded, after moving horizontally only 4°. No enduring train could be detected."

July 4th. While plotting meteors during a three-hour session, John West of Bryan, Texas, saw a fireball of magnitude −8 or −9 in Cygnus, which was then overhead. The meteor appeared at 2:03 a.m. Central daylight time and moved eastward. It shone blue-green at first, then red as it brightened, and finally appeared white along the middle of its path, where it trailed short-lived red sparks.

The fireball took 3½ seconds to travel 50°, and a train no longer than 3° was left. No sound was heard during the flight, but about two minutes later two closely spaced "whumps" occurred.

Mr. West, who has plotted 600 meteors in the last 21 months, gave the visible track as from right ascension 19h 48m, declination +34°, to 23h 44m, −10°.

July 21st. Thomas Hickey, Jr., reports that his father observed a meteor of magnitude −3 from Westport, Connecticut. It was seen at 9:01 p.m. EDT, and was visible for two seconds as it passed about 40 degrees above the horizon to the north-northeast. The fireball had a white conic head, and left a white-yellow

ASTROPHOTOGRAPHY AND SOLAR STUDY

Easy Low-Cost Way To Enjoy Thrills Of Astrophotography

Convert your present 35-mm. Camera with this new Adapter

Developed by Criterion especially for single-lens reflex 35-mm. cameras with interchangeable lenses. Simply remove present lens mount and add this precision-made achromatic lens that adapts camera to eyepiece of any telescope — refractor or reflector. When ordering, *be sure to specify make of your camera.*

For 35-mm. cameras with SCREW-TYPE lens mount

Cat. #CPA-36 for 1¼" eyepiece holders **$19.00**
Cat. #CPA-37 for 4" standard Dynascopes **$17.50**

For 35-mm. cameras with BAYONET-TYPE lens mount

Cat. #BPA-36 for 1¼" eyepiece holders **$22.50**
Cat. #BPA-37 for 4" standard Dynascopes **$21.00**



DYN-O-ASTRO 35-MM. CAMERA

at less than regular price of camera alone!

No need to be an expert photographer to take astrophotos with this *single-lens reflex*-type, precision 35-mm. camera body. No complicated settings. No plates or film holders to load and unload. No worries about missing target. Large focusing screen shows you *exactly* the viewing field up to moment of shooting.

— No accidental double exposures. Winding knob automatically advances film, positions mirror, winds shutter, counts exposures.
— Dual-speed setting knob controls both fast and slow shutter speeds. Color coding makes mistakes impossible.
— Integrated magnifier for critical focusing even on dim objects.

Takes time exposures and also has speeds up to 1/500 second. Guaranteed for 2 years. Complete, ready for use.

Model CP-35 fits 1¼" eyepiece holder **$89.00 postpaid**
Model CP-36 fits all standard 4" Dynascopes **$85.00 postpaid**

DYN-O-SWING CAMERA SUPPORT

fits any 4" or 6" telescope without drilling!

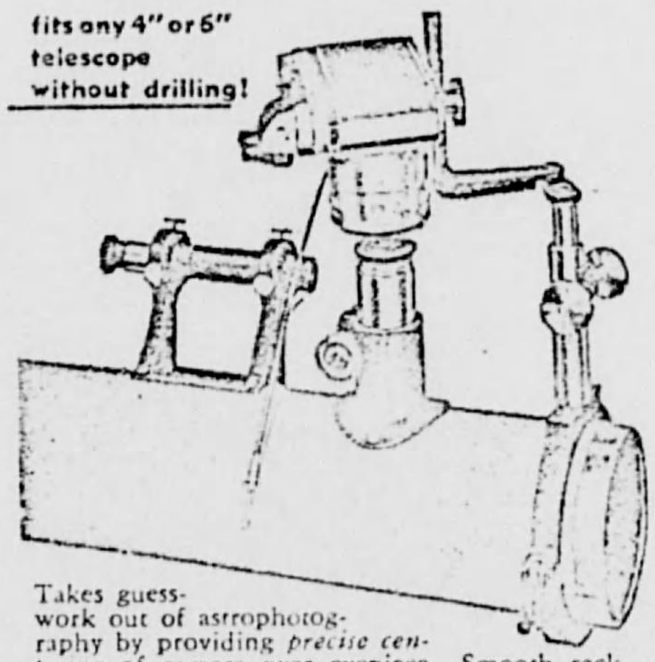

Takes guesswork out of astrophotography by providing *precise centering* of camera over eyepiece. Smooth rack-and-pinion adjustment. Easily attached or detached from tube, with rigid clamp for maximum stability. Special arm lets you swing camera away from eyepiece for visual observation, with instant return for photographing. Can be used with almost any camera. Postpaid.

Cat. #CS-4 to fit all 4" Dynascopes ... **$17.50**
Cat. #CS-47 to fit all 4¾" O.D. tubes **$18.95**
Cat. #CS-67 to fit custom 6" Dynascope and 7¼" O.D. tubes **$19.95**

Catalog F, describing other accessories and parts, cheerfully sent on request. Satisfaction guaranteed, or money refunded. All items sent postpaid, as we pay all postage costs. No ship-

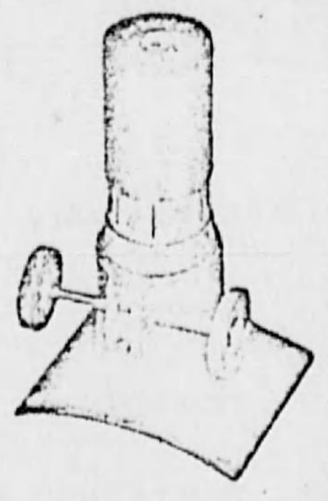

NEW SOLAR EYEPIECE

Now — finally — the answer for perfect sun viewing. Enables direct trouble-free observation of the sun using whatever power you desire. Fits directly into telescope eyepiece holder and accepts your eyepiece. Tested safety construction permits safe observation. An almost infinitesimal fraction of the sun's rays gets through. Comfortable brightness level enables prolonged observation. Any telescope for visual use — refractor, reflector, compound, catadioptric, off-axis — can be instantly adapted for solar viewing without modification of equipment or optical elements. Used as easily as any conventional eyepiece. With a single-lens reflex camera reasonable exposures can be made, recording unusual sunspots, faculae, and granulation on the surface of the sun. Only after intensive testing during its development were we satisfied that the Reflex-Sun eyepiece was safe enough to put on the market. Precision constructed, threaded cell (patented). This is truly a very important development for solar study, and safe to use.

Cat. #S-4 ..... Only **$19.50 postpaid**



ZOOM LENS

New automatic Z-O-O-M Eyepiece

Now — one eyepiece does the work of many. The object stays sharp at all powers during Zoom focus. Focal length range 8.4 mm. to 21 mm. Magnification range depends on your telescope; typical magnification 50x to 125x. Precision construction. Wide field of view, coated lenses, fully orthoscopic. Unconditionally guaranteed. Can also be used with our Barlow for dramatic results.

Z-O-O-M Eyepiece .... Only **$26.50 postpaid**

High-Performance Achromatic Barlow

Gives sharper images, wider field and more light. Amateur and professional astronomers marvel at the superior performance of our CP-4 Barlow. This precision unit is more than an ordinary Barlow. Used in conjunction with any eyepiece of low or high power, it gives views that are truly outstanding and superior to what you may have experienced in other type Barlow lenses. Specifically designed to work with all kinds of eyepieces and for photography. All images are sharp and clear, hard to the very edge. Acclaimed by many experts as the finest they have ever used. Intensively tested and proven superior. Increases magnification of your present eyepieces 2.4x. This is achieved without loss of definition or field. The Criterion CP-4 features an extremely accurate, achromatic, coated negative lens, perfectly centered and corrected for finer resolution at higher power than you've ever experienced. Greater illumination and wider field are achieved by overcoming the tiny aperture restrictions of high-power eyepieces. Unconditionally guaranteed.

Model CP-4 fits standard 1¼" eyepiece **$17.50**
Model CP-2 fits smaller 0.946" eyepieces **$15.50**

High-Precision Eyepieces



Finest quality. They are precision machined, mounted in standard 1¼" outside diameter barrels. Can be taken apart for cleaning. Designed to give sharp flat field clear to edge.

Huygens 18-mm. f.l. (¾")	$7.50
Kellner 9-mm. f.l. (⅜")	7.90
Kellner 7-mm. f.l. (9/32")	8.50
Kellner 12.7-mm. f.l. (½")	9.50
Kellner 18-mm. f.l. (¾")	9.50
Kellner 30-mm. f.l. (1-3/16")	12.50
Orthoscopic 6-mm. f.l. (¼")	12.50
Orthoscopic 4-mm. f.l. (5/32")	14.50

Makers of Famous Dynascope

CRITERION MFG. CO.

Sky & Telescope Sept 68

29 June 68

SOME RECENT FIREBALLS

SEVERAL readers of this magazine have reported sightings of four fireballs during early summer. Though each was conspicuous and occurred over a populated area, only one was described by two observers.

June 29th. At 11:40 p.m. Eastern daylight time, William E. Rison of Pisgah, Maryland, saw a brilliant greenish fireball of magnitude −10. For about three seconds it moved across Pegasus, which was rising in the east.

July 2nd. This fireball, traveling in a northwesterly direction, was widely observed from the northeastern states. At about 9:25 p.m. EDT, Mrs. Gloria A. Jajich viewed the meteor from her yard at York, Pennsylvania. She writes:

"Under a cloudy sky, I saw a green ball, bright enough to cast a shadow, come out of the southeast. It traveled 60° above and parallel to the northeastern horizon, and covered 110° of sky in five seconds. Its head appeared half the size of the full moon, and streaming from it was a bright red tail approximately 3½° long. No train was seen, nor any sound heard."

This fireball was also spied by Paul Repak as it flashed southwest of Lowville, New York, 270 miles north of Mrs. Jajich. He reports:

"Although the sky was covered by thin altocumulus clouds, the bolide's colors and outline were prominent. At 9:25 p.m. EDT, I first noticed it only 25° above the southwest horizon, as a bright green object 20′ in diameter with a green tail 1½° long. At first, it was completely surrounded by a deep orange glow, but turned intense yellow-orange when it exploded, after moving horizontally only 4°. No enduring train could be detected."

July 4th. While plotting meteors during a three-hour session, John West of Bryan, Texas, saw a fireball of magnitude −8 or −9 in Cygnus, which was then overhead. The meteor appeared at 2:03 a.m. Central daylight time and moved eastward. It shone blue-green at first, then red as it brightened, and finally appeared white along the middle of its path, where it trailed short-lived red sparks.

The fireball took 3½ seconds to travel 50°, and a train no longer than 3° was left. No sound was heard during the flight, but about two minutes later two closely spaced "whumps" occurred.

Mr. West, who has plotted 600 meteors in the last 21 months, gave the visible track as from right ascension 19h 48m, declination +34°, to 23h 44m, −10°.

July 21st. Thomas Hickey, Jr., reports that his father observed a meteor of magnitude −3 from Westport, Connecticut. It was seen at 9:01 p.m. EDT, and was visible for two seconds as it passed about 40 degrees above the horizon to the north-northeast. The fireball had a white conic head, and left a white-yellow train.

ASTROPHOTOGRAPHY AND SOLAR STUDY

Easy Low-Cost Way To Enjoy Thrills Of Astrophotography

Convert your present 35-mm. Camera with this new Adapter

Developed by Criterion especially for single-lens reflex 35-mm. cameras with interchangeable lenses. Simply remove present lens mount and add this precision-made achromatic lens that adapts camera to eyepiece of any telescope — refractor or reflector. When ordering, *be sure to specify make of your camera.*

For 35-mm. cameras with SCREW-TYPE lens mount

Cat. #CPA-36 for 1¼" eyepiece holders **$19.00**
Cat. #CPA-37 for 4" standard Dynascopes **$17.50**

For 35-mm. cameras with BAYONET-TYPE lens mount

Cat. #BPA-36 for 1¼" eyepiece holders **$22.50**
Cat. #BPA-37 for 4" standard Dynascopes **$21.00**

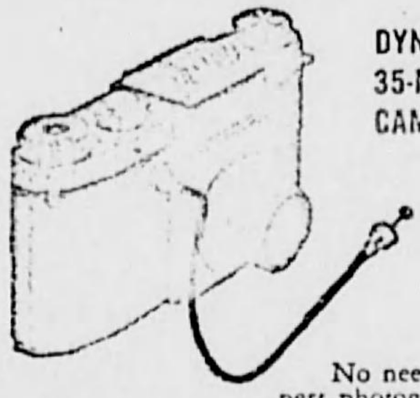

DYN-O-ASTRO 35-MM. CAMERA

at less than regular price of camera alone!

No need to be an expert photographer to take astrophotos with this *single-lens reflex*-type, precision 35-mm. camera body. No complicated settings. No plates or film holders to load and unload. No worries about missing target. Large focusing screen shows you *exactly* the viewing field up to moment of shooting.

— No accidental double exposures. Winding knob automatically advances film, positions mirror, winds shutter, counts exposures.
— Dual-speed setting knob controls both fast and slow shutter speeds. Color coding makes mistakes impossible.
— Integrated magnifier for critical focusing even on dim objects.

Takes time exposures and also has speeds up to 1/500 second. Guaranteed for 2 years. Complete, ready for use.

Model CP-35 fits 1¼" eyepiece holder **$89.00 postpaid**

Model CP-36 fits all standard 4" Dynascopes **$85.00 postpaid**

DYN-O-SWING CAMERA SUPPORT

fits any 4" or 6" telescope without drilling!

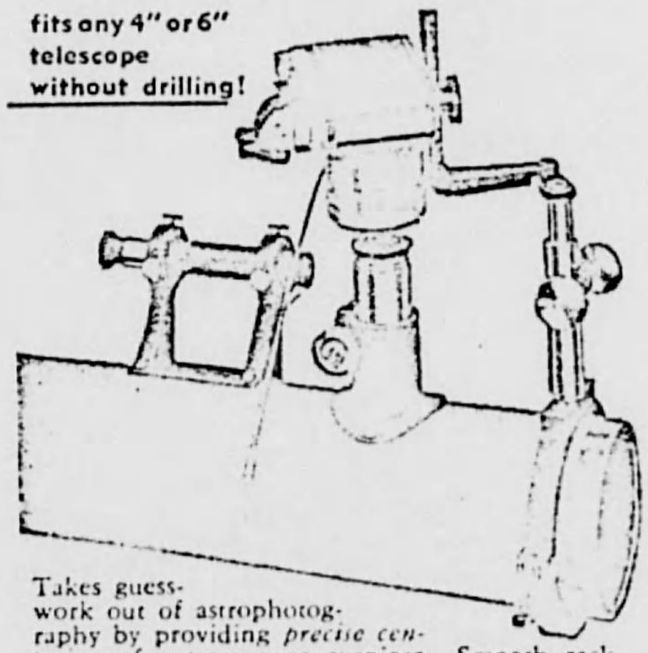

Takes guesswork out of astrophotography by providing *precise centering* of camera over eyepiece. Smooth rack-and-pinion adjustment. Easily attached or detached from tube, with rigid clamp for maximum stability. Special arm lets you swing camera away from eyepiece for visual observation, with instant return for photographing. Can be used with almost any camera. Postpaid.

Cat. #CS-4 to fit all 4" Dynascopes ... **$17.50**
Cat. #CS-47 to fit all 4¾" O.D. tubes **$18.95**
Cat. #CS-67 to fit custom 6" Dynascope and 7⅛" O.D. tubes **$19.95**

Catalog F, describing other accessories and parts, cheerfully sent on request. Satisfaction guaranteed, or money refunded. All items sent postpaid, as we pay all postage costs. No ship-

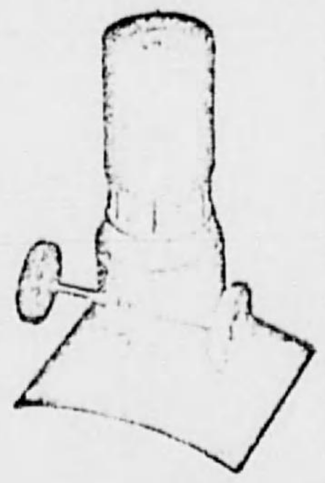

NEW SOLAR EYEPIECE

Now — finally — the answer for perfect sun viewing. Enables direct trouble-free observation of the sun using whatever power you desire. Fits directly into telescope eyepiece holder and accepts your eyepiece. Tested safety construction permits safe observation. An almost infinitesimal fraction of the sun's rays gets through. Comfortable brightness level enables prolonged observation. Any telescope for visual use — refractor, reflector, compound, catadioptric, off-axis — can be instantly adapted for solar viewing without modification of equipment or optical elements. Used as easily as any conventional eyepiece. With a single-lens reflex camera reasonable exposures can be made, recording unusual sunspots, faculae, and granulation on the surface of the sun. Only after intensive testing during its development were we satisfied that the Reflex-Sun eyepiece was safe enough to put on the market. Precision constructed, threaded cell (patented). This is truly a very important development for solar study, and safe to use.

Cat. #S-4 ..... **Only $19.50 postpaid**



ZOOM LENS

New automatic Z-O-O-M Eyepiece

Now — one eyepiece does the work of many. The object stays sharp at all powers during Zoom focus. Focal length range 8.4 mm. to 21 mm. Magnification range depends on your telescope; typical magnification 50x to 125x. Precision construction. Wide field of view, coated lenses, fully orthoscopic. Unconditionally guaranteed. Can also be used with our Barlow for dramatic results.

Z-O-O-M Eyepiece .... **Only $26.50 postpaid**

High-Performance Achromatic Barlow

Gives sharper images, wider field and more light. Amateur and professional astronomers marvel at the superior performance of our CP-4 Barlow. This precision unit is more than an ordinary Barlow. Used in conjunction with any eyepiece of low or high power, it gives views that are truly outstanding and superior to what you may have experienced in other type Barlow lenses. Specifically designed to work with all kinds of eyepieces and for photography. All images are sharp and clear, hard to the very edge. Acclaimed by many experts as the finest they have ever used. Intensively tested and proven superior. Increases magnification of your present eyepieces 2.4x. This is achieved without loss of definition or field. The Criterion CP-4 features an extremely accurate, achromatic, coated negative lens, perfectly centered and corrected for finer resolution at higher power than you've ever experienced. Greater illumination and wider field are achieved by overcoming the tiny aperture restrictions of high-power eyepieces. Unconditionally guaranteed.

Model CP-4 fits standard 1¼" eyepiece **$17.50**
Model CP-2 fits smaller 0.946" eyepieces **$15.50**

High-Precision Eyepieces



Finest quality. They are precision machined, mounted in standard 1¼" outside diameter barrels. Can be taken apart for cleaning. Designed to give sharp flat field clear to edge.

Huygens 18-mm. f.l. (¾")	**$7.50**
Kellner 9-mm. f.l. (⅜")	**7.90**
Kellner 7-mm. f.l. (9/32")	**8.50**
Kellner 12.7-mm. f.l. (½")	**9.50**
Kellner 18-mm. f.l. (¾")	**9.50**
Kellner 30-mm. f.l. (1-3/16")	**12.50**
Orthoscopic 6-mm. f.l. (¼")	**12.50**
Orthoscopic 4-mm. f.l. (5/32")	**14.50**

Makers of Famous Dynascope

CRITERION MFG. CO

OFFICIAL U.S. AIR

NCIO

U.S. AIR FORCE TECHNICAL INFORMATION

This questionnaire has been prepared so that you can give the U.S. Air Force as much information as possible concerning the unidentified aerial phenomenon that you have observed. Please try to answer as many questions as you possibly can. The information that you give will be used for research purposes. Your name will *not* be used in connection with any statements, conclusions, or publications without your permission. We request this personal information so that if it is deemed necessary, we may contact you for further details.

1. When did you see the object?

30th (Day) June (Month) 1968 (Year)

2. Time of day: 9 (Hours) 17 (Minutes)

(Circle One): A.M. or (P.M.)

3. Time Zone:

(Circle One): (a. Eastern) b. Central c. Mountain d. Pacific e. Other _____

(Circle One): (a. Daylight Saving) b. Standard

4. Where [redacted] object?

[redacted] (Nearest Postal Address) Cortland (City or Town) New York (State or County)

5. How long was object in sight? (Total Duration) 2 (Hours) 0 (Minutes) 0 (Seconds)

a. Certain
(b. Fairly certain)
c. Not very sure
d. Just a guess

5.1 How was time in sight determined? Watch

5.2 Was object in sight continuously? Yes _____ No ✓

6. What was the condition of the sky?

DAY	NIGHT
a. Bright	a. Bright
b. Cloudy	(b. Cloudy) around dusk

FORCE UFO FORM

8. IF you saw the object at NIGHT, what did you notice concerning the STARS and MOON?

8.1 STARS *(Circle One)*:

a. None
b. A few
c. Many
d. Don't remember

8.2 MOON *(Circle One)*:

a. Bright moonlight
b. Dull moonlight
c. No moonlight—pitch dark
d. Don't remember

9. What were the weather conditions at the time you saw the object?

CLOUDS *(Circle One)*:

a. Clear sky
b. Hazy
c. Scattered clouds
d. Thick or heavy clouds

WEATHER *(Circle One)*:

a. Dry
b. Fog, mist, or light rain
c. Moderate or heavy rain
d. Snow
e. Don't remember

10. The object appeared: *(Circle One)*:

a. Solid
b. Transparent
c. Vapor
d. As a light
e. Don't remember

11. If it appeared as a light, was it brighter than the brightest stars? *(Circle One)*:

a. Brighter
b. Dimmer
c. About the same
d. Don't know

11.1 Compare brightness to some common object:

A flashlight shined directly at you in dark room

12. The edges of the object were:

(Circle One): a. Fuzzy or blurred
b. Like a bright star VERY BRIGHT
c. Sharply outlined
d. Don't remember
e. Other _____

13. Did the object: ALL yes but ABC. (Circle One for each question)

a. Appear to stand still at any time? Yes No Don't know
b. Suddenly speed up and rush away at any time? Yes No Don't know
c. Break up into parts or explode?

14. Did the object disappear while you were watching it? If so, how?

When we first saw it it was going away at a Fast. All at a sudden it went away faster than any plane I ever saw go.

15. Did the object move behind something at any time, particularly a cloud?

(Circle One): Yes (No) Don't know. IF you answered YES, then tell what it moved behind: _____

16. Did the object move in front of something at any time, particularly a cloud?

(Circle One): Yes No Don't know. IF you answered YES, then tell what in front of: _____

17. Tell in a few words the following things about the object:

a. Sound ~~Red~~ Heard a bumping sound

b. Color Red and White it flashed often and in

18. We wish to know the angular size. Hold a match stick at arm's length in line with a known object and note how much of the object is covered by the head of the match. If you had performed this experiment at the time of the sighting, how much of the object would have been covered by the match head?

I preformed this experiment only a bit was covered by the head.

19. Draw a picture that will show the shape of the object or objects. Label and include in your sketch any details of the object that you saw such as wings, protrusions, etc., and especially exhaust trails or vapor trails. Place an arrow beside the drawing to show the direction the object was moving.



20. Do you think you can estimate the speed of the object?

(Circle One) (Yes) No

IF you answered YES, then what speed would you estimate? 205 MPH

21. Do you think you can estimate how far away from you the object was?

(Circle One) (Yes) No

IF you answered YES, then how far away would you say it was? 2 miles.

22. Where were you located when you saw the object? *(Circle One)*:

a. Inside a building
b. ~~In a car~~
(c. Outdoors)
d. In an airplane (type)
e. At sea
f. Other Nilsons backyard

23. Were you *(Circle One)*

a. In the business section of a city?
b. In the residential section of a city?
c. In open countryside?
d. Near an airfield?
e. Flying over a city?
f. Flying over open country?
g. Other in backyard

24. IF you were MOVING IN AN AUTOMOBILE or other vehicle at the time, then complete the following questions:

24.1 What direction were you moving? *(Circle One)*

a. North	c. East	e. South	g. West
b. Northeast	d. Southeast	f. Southwest	h. Northwest

24.2 How fast were you moving? _____ miles per hour.

24.3 Did you stop at any time while you were looking at the object?

(Circle One) Yes No

25. Did you observe the object through any of the following?

a. Eyeglasses	Yes	No	(e. Binoculars)	(Yes)	No
b. Sun glasses	Yes	No	f. Telescope	Yes	No
c. Windshield	Yes	No	g. Theodolite	Yes	No
d. Window glass	Yes	No	h. Other		

26. In order that you can give as clear a picture as possible of what you saw, describe in your own words a common object or objects which, when placed up in the sky, would give the same appearance as the object which you saw.



A football with a light on top and smoke coming out

27. In the following sketch, imagine that you are at the point shown. Place an "A" on the curved line to show how high the object was above the horizon (skyline) when you *first* saw it. Place a "B" on the same curved line to show how high the object was above the horizon (skyline) when you *last* saw it. Place an "A" on the compass when you *first* saw it. Place a "B" on the compass when you *last* saw the object.

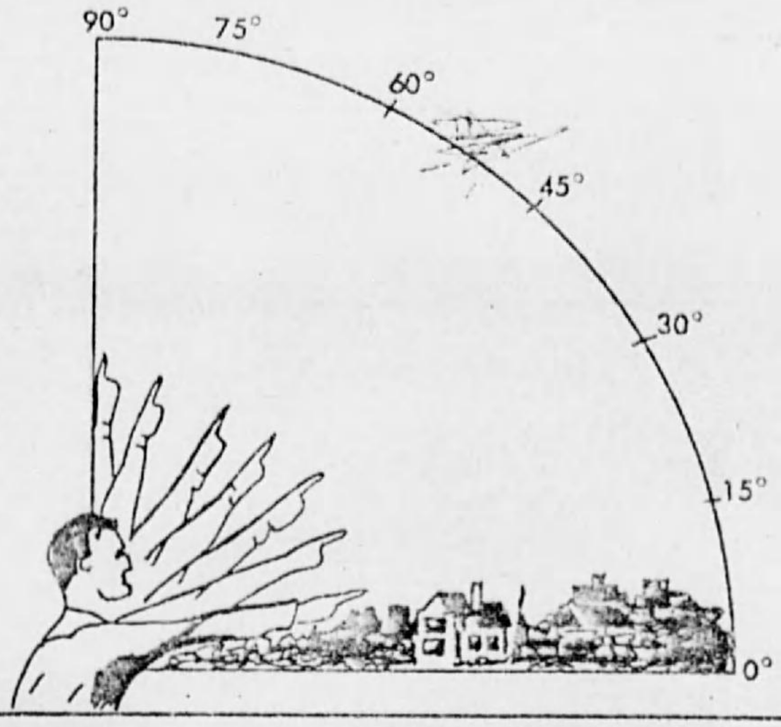

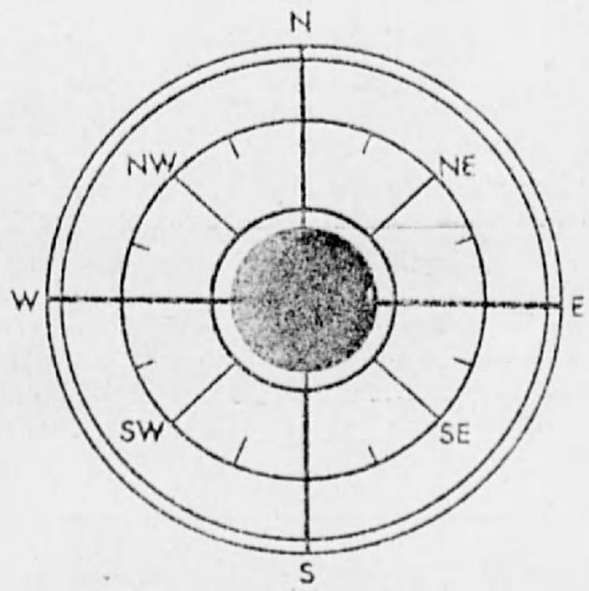

28. Draw a picture that will show the motion that the object or objects made. Place an "A" at the beginning of the path, a "B" at the end of the path, and show any changes in direction during the course.



29. IF there was MORE THAN ONE object, then how many were there? 3 objects first 1 object
Draw a picture of how they were arranged, and put an arrow to show the direction that they were traveling.
then 2 more
came



30. Have you ever seen this, or a similar object before. If so give date or dates and location.

Never

31. Was anyone else with you at the time you saw the object? *(Circle One)* (Yes) No

31.1 IF you answered YES, did they see the object too? *(Circle One)* (Yes) No

31.2 Please list their names and addresses:

[redacted]

They live at [redacted] Cortland

32. Please give the following information about yourself:

NAME [redacted] (Last Name) [redacted] (First Name) [redacted] (Middle Name)

ADDRESS [redacted] (Street) Cortland (City) (Zone) New York (State)

TELEPHONE NUMBER [redacted] AGE 14 SEX Male

Indicate any additional information about yourself, including any special experience, which might be pertinent.

Read Most of the books on U.F.O.'s and a amateur astronomer.

33. When and to whom did you report that you had seen the object?

1 (Day) July (Month) 1968 (Year) Local News Paper and Air Force

34. Date you completed this questionnaire: 2nd (Day) July (Month) 1965 (Year)

35. Information which you feel pertinent and which is not adequately covered in the specific points of the questionnaire or a narrative explanation of your sighting.

When I we first saw it it was flooring up & down then it zoomed away then We looked again at night and saw it again there seemed to be a great flash of light then we looked and more things came. When it was dark we looked at the object and saw the big object flashing a red light then all the disapeared out of sight. It was going about.

205 miles perhour it moved
so fast that it caused
no blur All of a sudden
it turned very fast.
All photo.



U.S. DEPARTMENT OF COMMERCE/Environmental Science Services Administration/Environmental Data Service

DAILY WEATHER MAPS

WEEKLY SERIES JUNE 17-23, 1968

The charts in this publication are a continuation of the principal charts of the Weather Bureau publication, Daily Weather Map. They include the Surface Weather Map, the 500-Millibar Chart, the Highest and Lowest Temperatures Chart, and the Daily Precipitation Chart. All of the charts for one day are arranged on a single page of this publication. They are copied from operational weather maps prepared by the National Meteorological Center, Weather Bureau. The symbols used on the Surface Weather Map and the 500-Millibar Chart are the same as those used previously in Daily Weather Map. An explanatory sheet is available, and may be obtained by writing to: Environmental Science Services Administration, Publications Section, AD 143, Rockville, Maryland 20852.

The Surface Weather Map presents station data and the analysis for 7:00 a.m./e.s.t. Areas of precipitation are indicated by shading. The weather reports that are printed here are only a fraction of those that are included in the operational weather maps, and on which the analyses are based. Occasional apparent discrepancies between the printed station data and the analyses result from those station reports that cannot be included in the published maps because of lack of space.

The 500-Millibar Chart presents the height contours and temperature isotherms of the 500-millibar surface at 7:00 a.m./e.s.t. The height contours are shown as continuous lines, and are labeled in feet above sea level. The temperature isotherms are shown as dashed lines, and are labeled in degrees Celsius. The arrows show the wind direction and speed at the 500-millibar level.

The Highest and Lowest Temperatures Chart presents the maximum and minimum values for the 24-hour period ending at 1:00 a.m./e.s.t. The names of the reporting points can be obtained from the Surface Weather Map. The maximum temperature is plotted above the station location, and the minimum temperature is plotted below this point.

The Precipitation Areas and Amounts Chart indicates by means of shading the areas that had precipitation during the 24 hours ending at 1:00 a.m. Amounts in inches to the nearest hundredth of an inch are for the same period. Incomplete totals are underlined. "T" indicates a trace of precipitation. Dashed lines show the depth of snow on the ground in inches as of 7:00 a.m. of the previous day.



Publications Section, AD 143, Rockville, Maryland 20852.

The Surface Weather Map presents station data and the analysis for 7:00 dashed lines, and are labeled in degrees Celsius. The arrows show the wind direction and speed at the 500-millibar level.

of snow on the ground in inches as of 7:00 a.m. of the previous day.

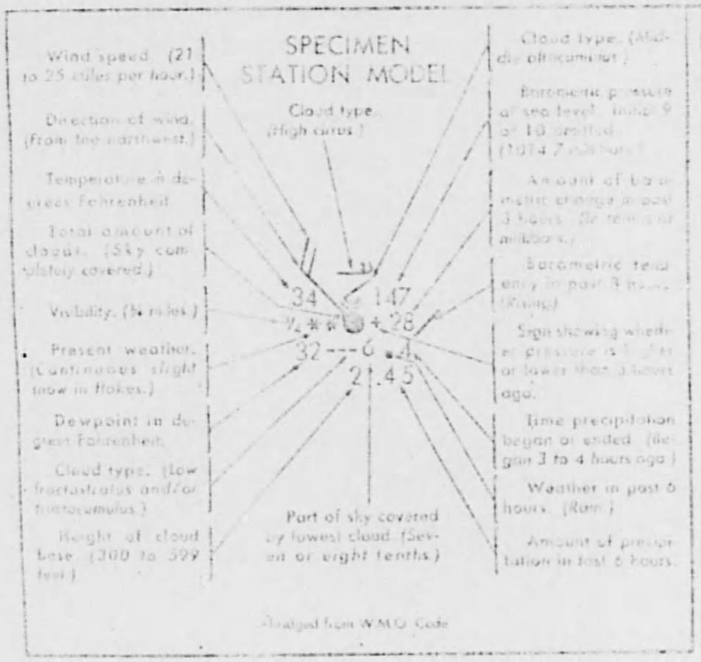

Abridged from W.M.O. Code

U.S. DEPARTMENT OF COMMERCE
ENVIRONMENTAL SCIENCE SERVICES ADMINISTRATION
Environmental Data Service
SILVER SPRING, MD. 20910

Postage and Fees Paid
U.S. DEPARTMENT OF COMMERCE

IMMEDIATE – U.S. Weather Report

FIRST CLASS MAIL

DEPARTMENT OF THE AIR FORCE
HEADQUARTERS FOREIGN TECHNOLOGY DIV
AFSC
WRIGHT-PATTERSON AIR FORCE BASE
OHIO 45433 M

Subscription price – $4.50 per year, $5.20 additional for airmail within the U.S., $3.25 additional for foreign mail, single copy – 15c each. Send remittance to: Superintendent of Documents, Government Printing Office, Washington, D.C. 20402

USCOMM-ESSA-DC WEA 101

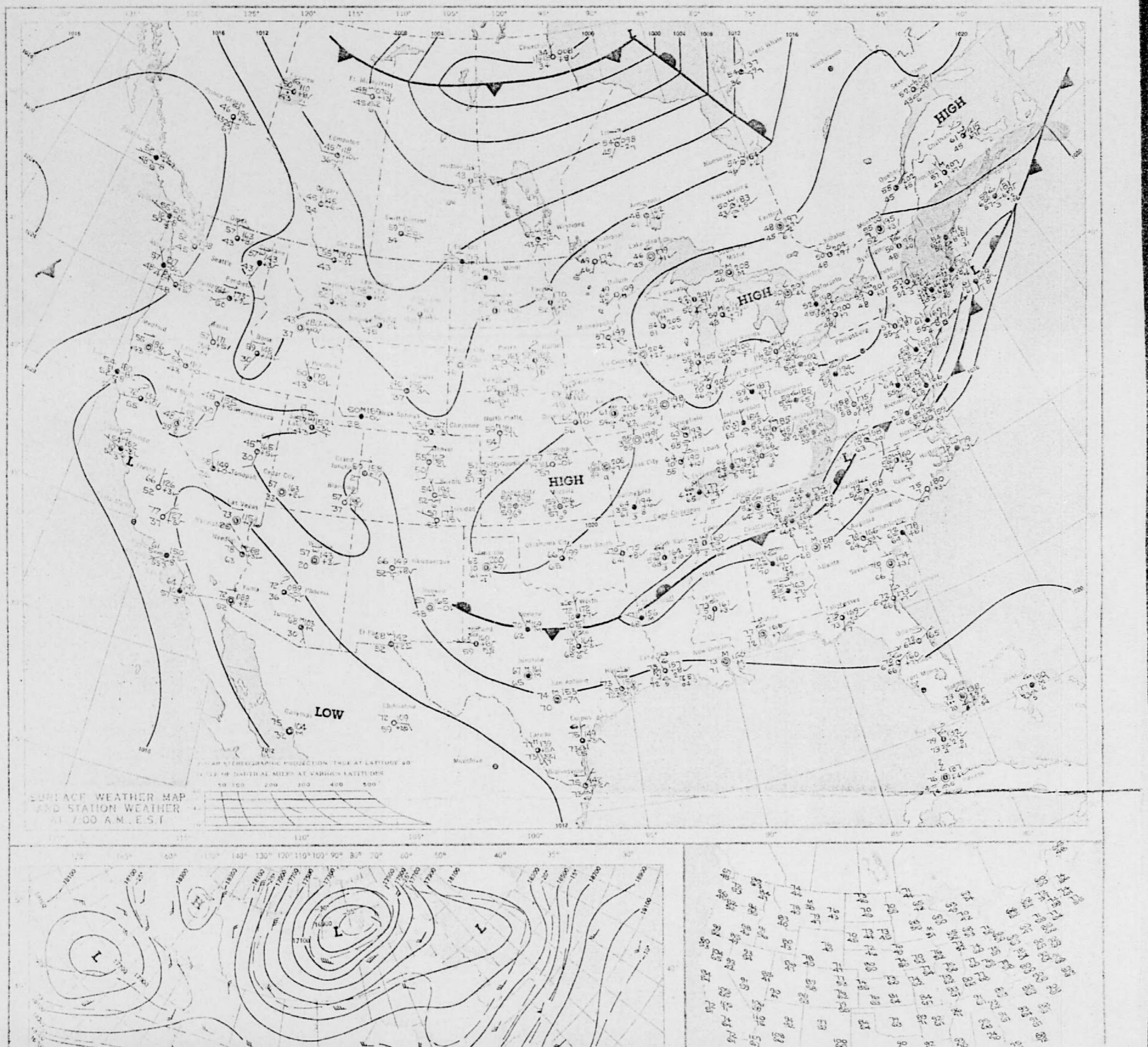
HIGH
HIGH
HIGH
LOW
SURFACE WEATHER MAP
AND STATION WEATHER
AT 7:00 A.M. E.S.T.

SURFACE WEATHER MAP

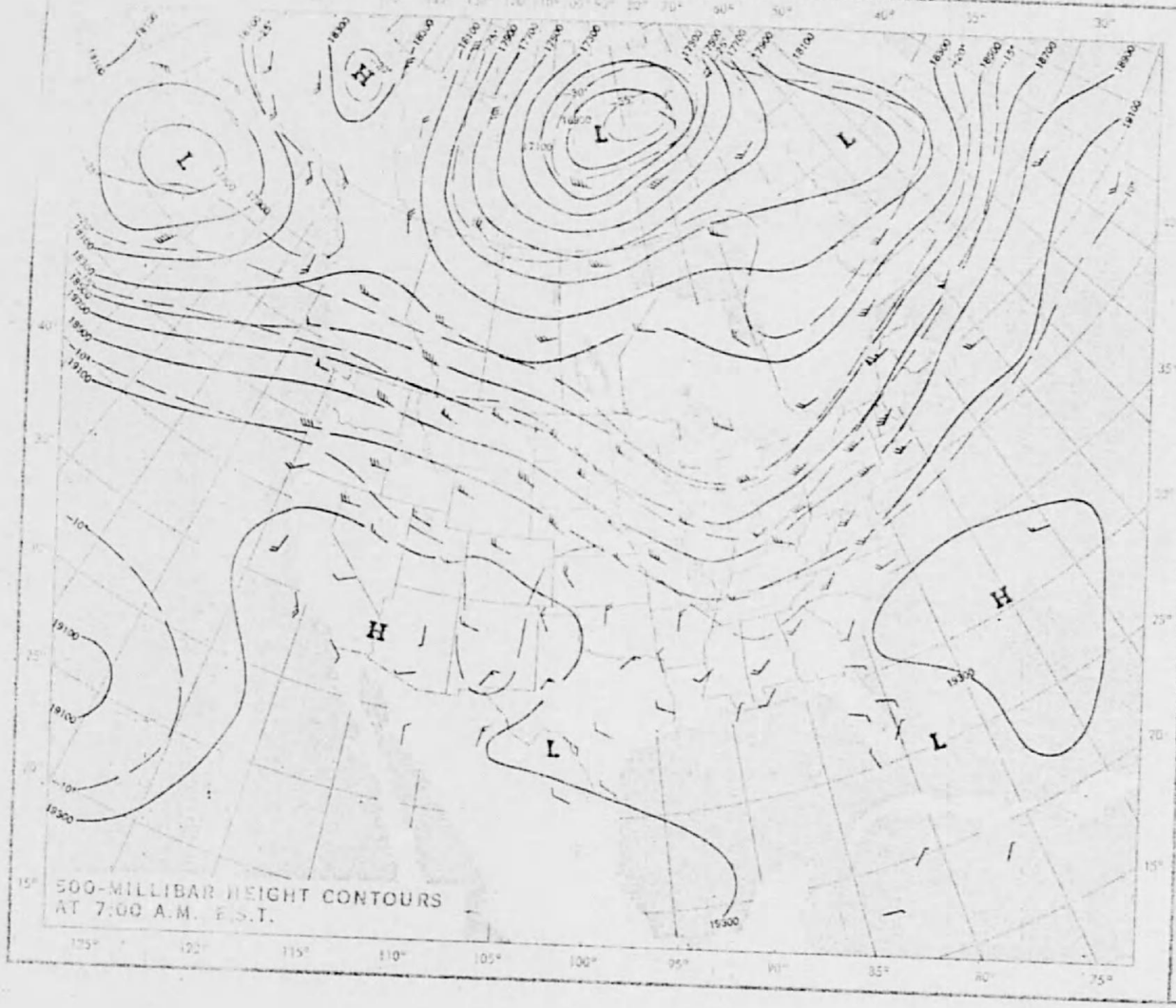
H
L
H
L
L
H
L
L
H
L

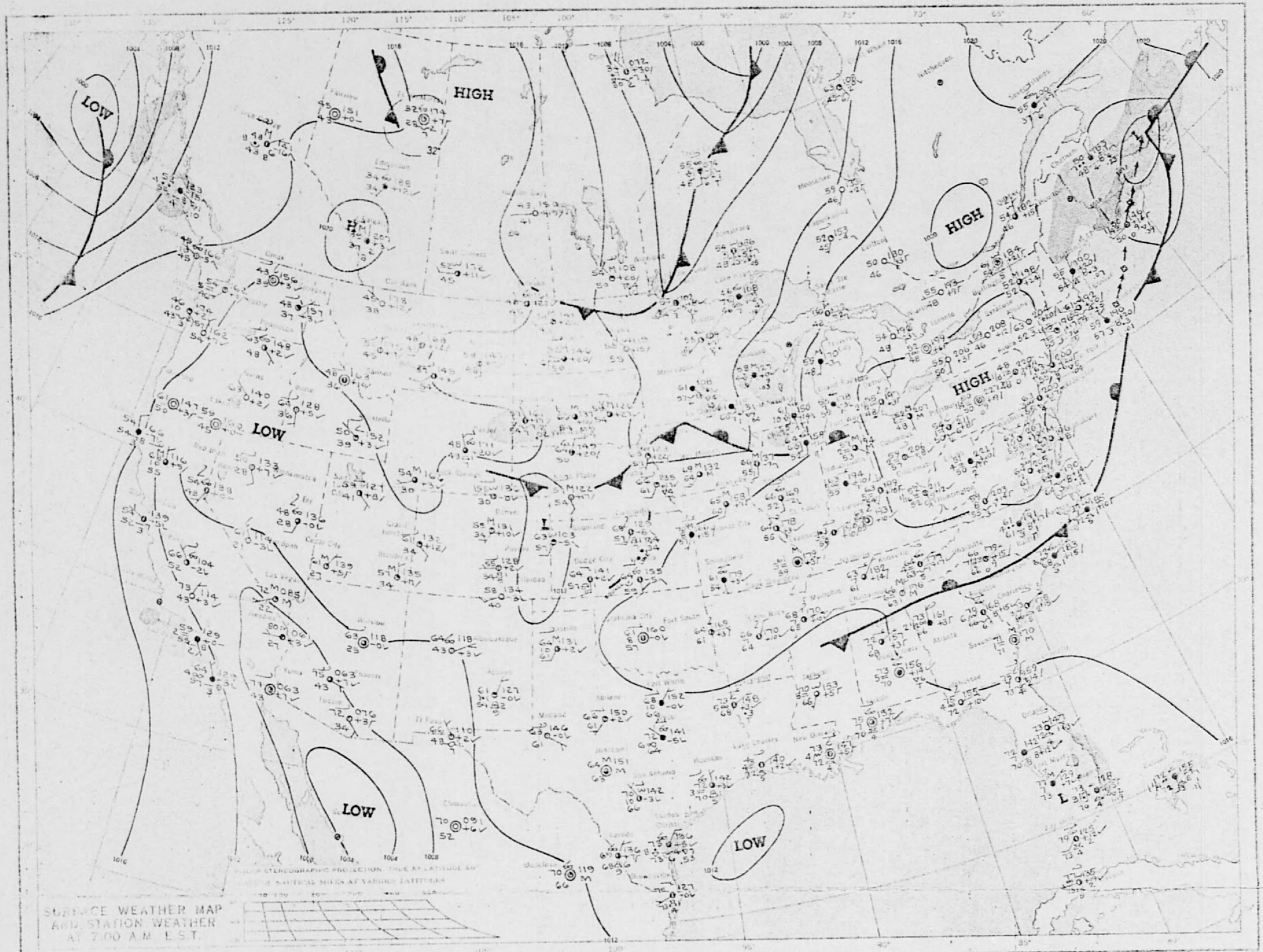
HIGH
HIGH
HIGH
LOW
LOW
LOW
LOW
SURFACE WEATHER MAP
AND STATION WEATHER
AT 7:00 A.M. E.S.T.

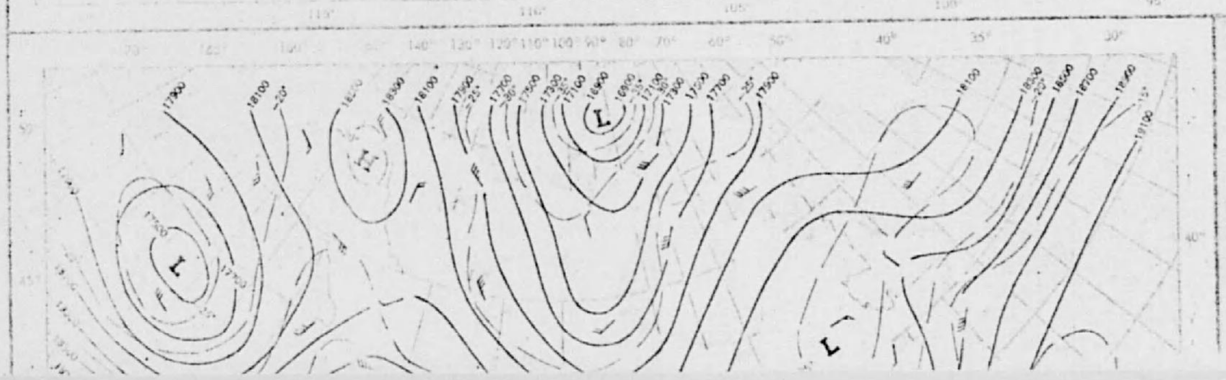



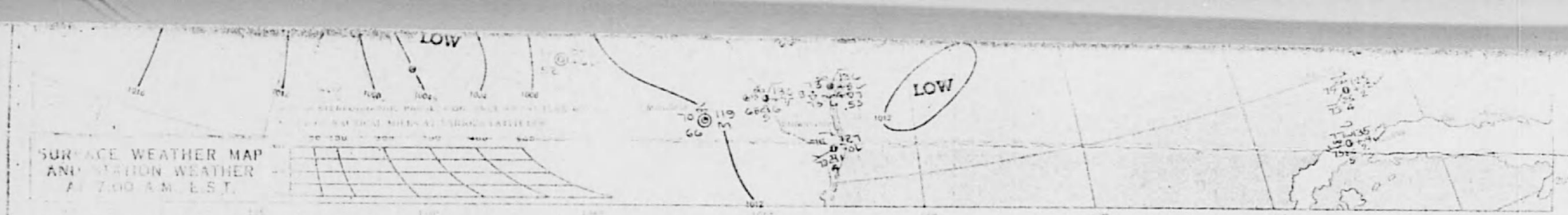

SURFACE WEATHER MAP
AND STATION WEATHER
AT 7:00 A.M. E.S.T.

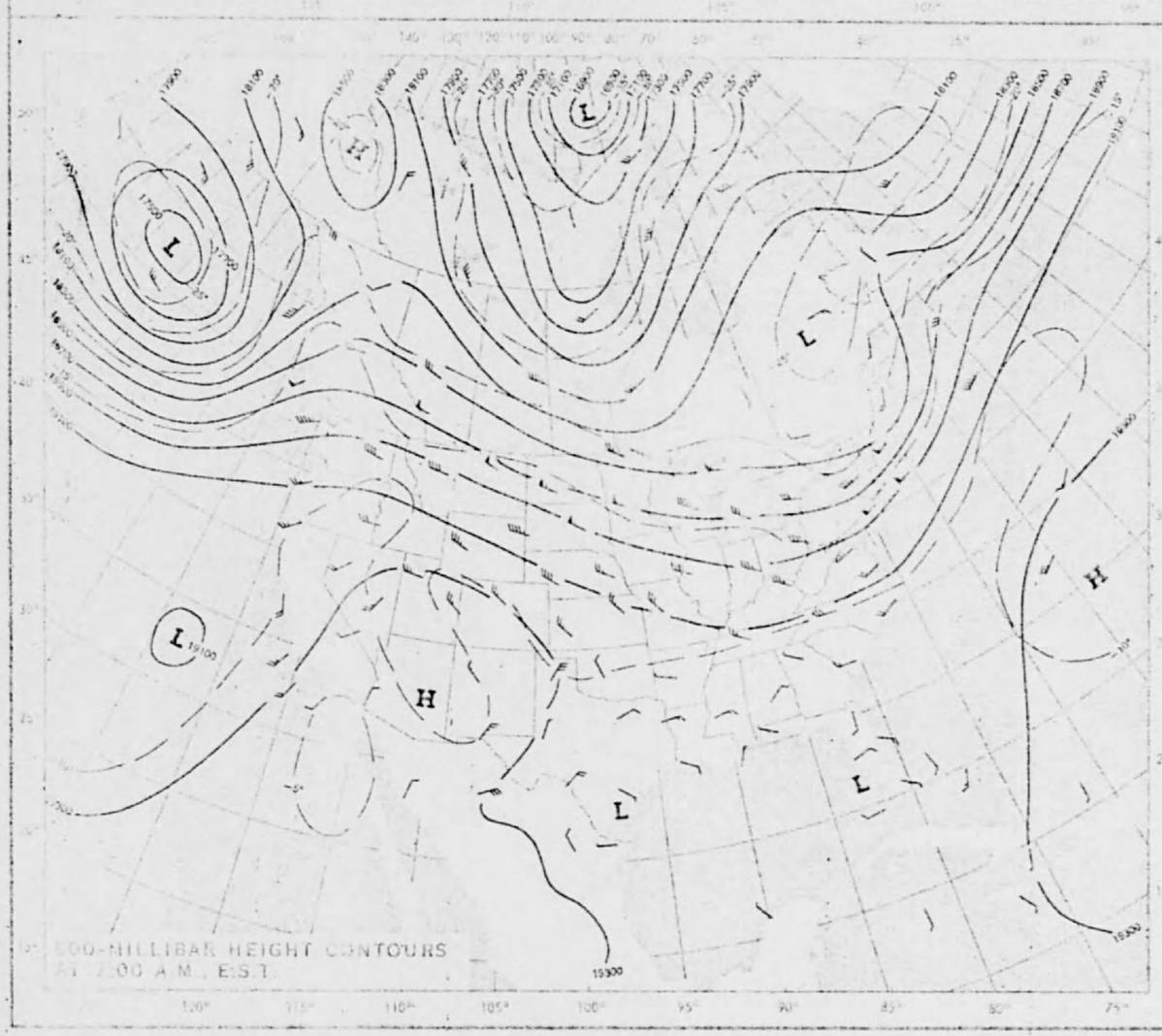

500-MILLIBAR HEIGHT CONTOURS
AT 7:00 A.M., E.S.T.



HIGHEST AND LOWEST TEMPERATURES

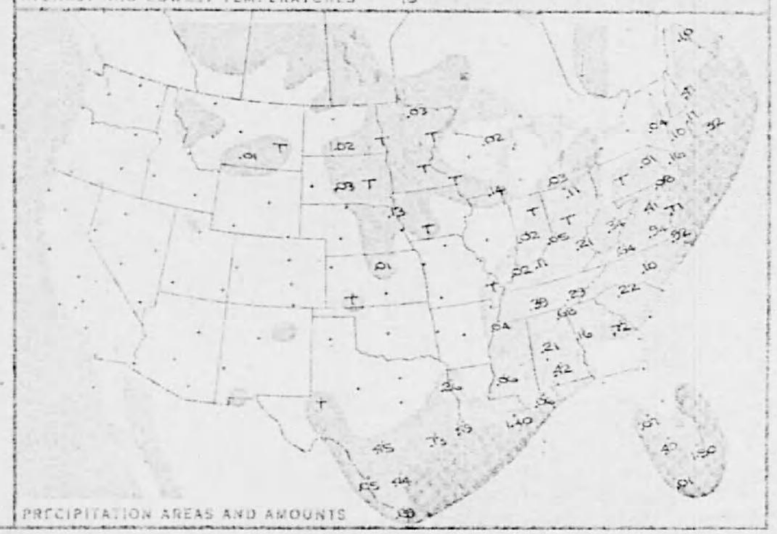

PRECIPITATION AREAS AND AMOUNTS

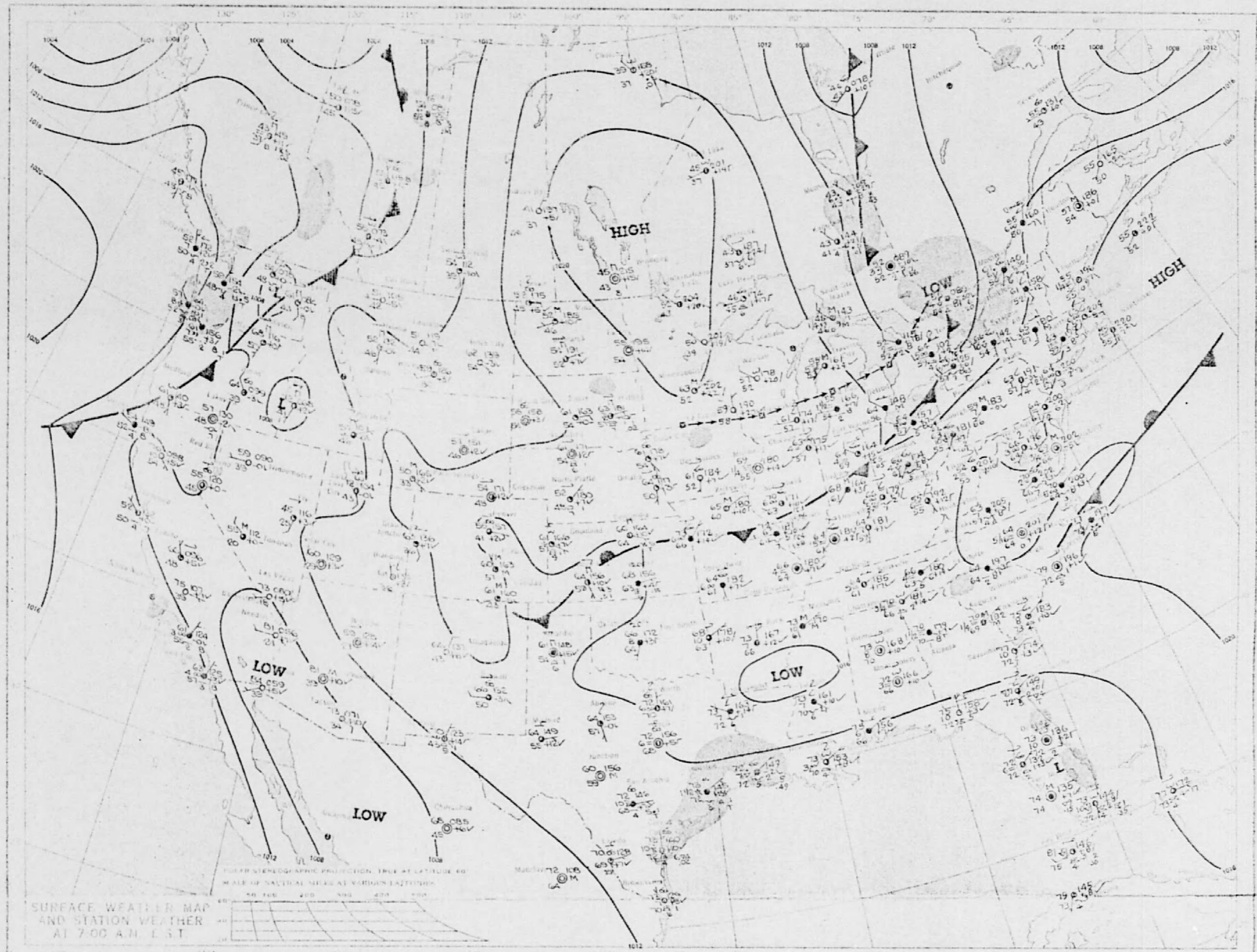
HIGH
LOW
LOW
LOW
HIGH
L
SURFACE WEATHER MAP
AND STATION WEATHER
AT 7:00 A.M. E.S.T.

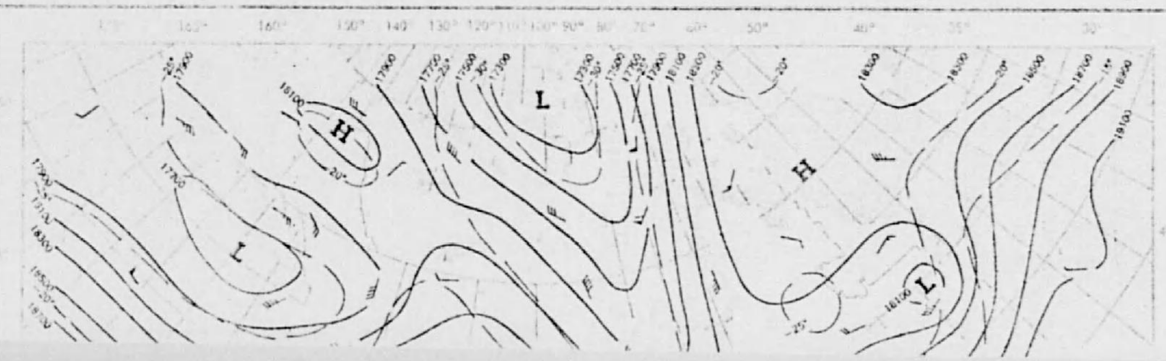
H
L
L
H
L



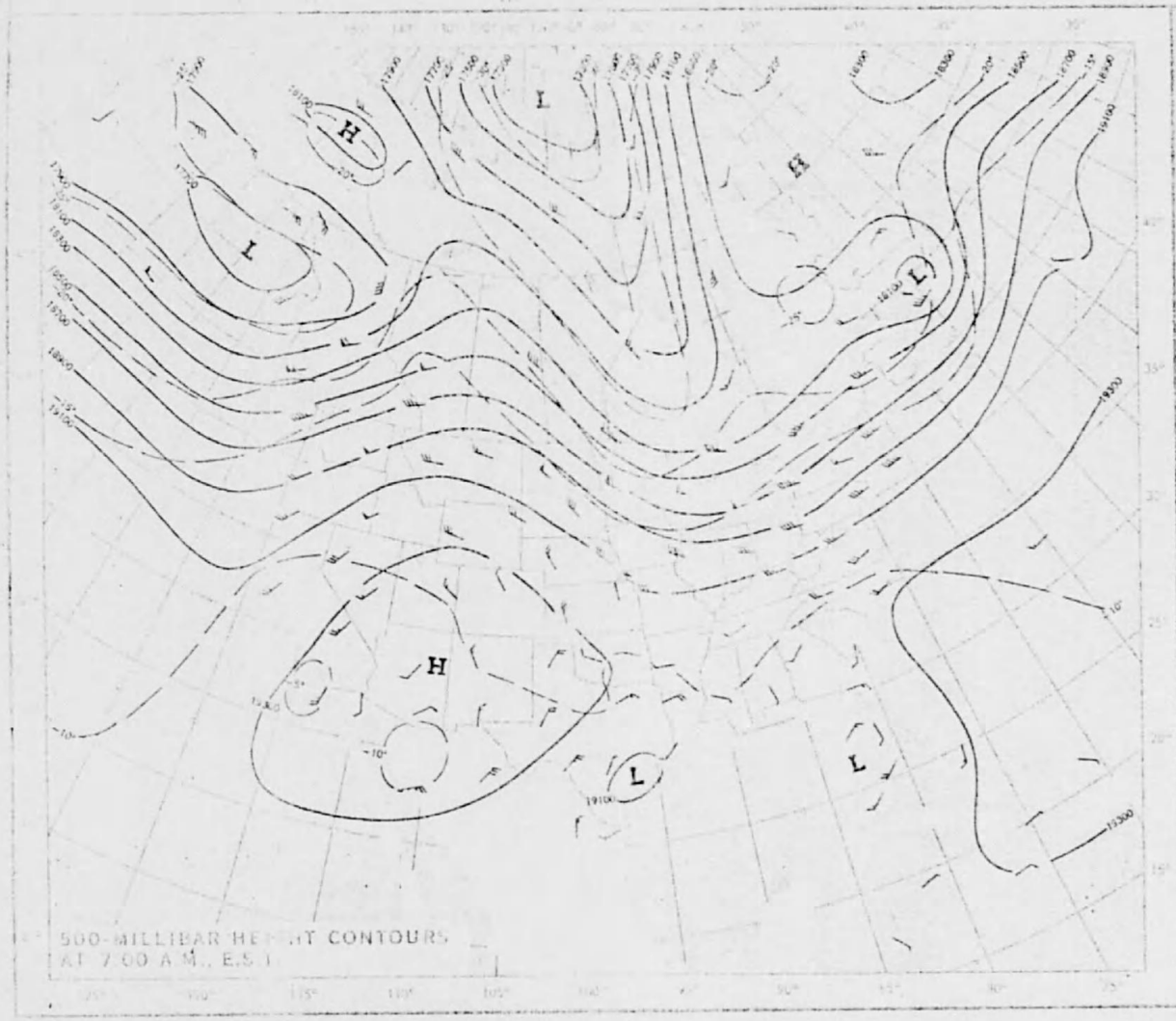
H
L
H
L
L
L
L
L
-10°
-10°
-10°

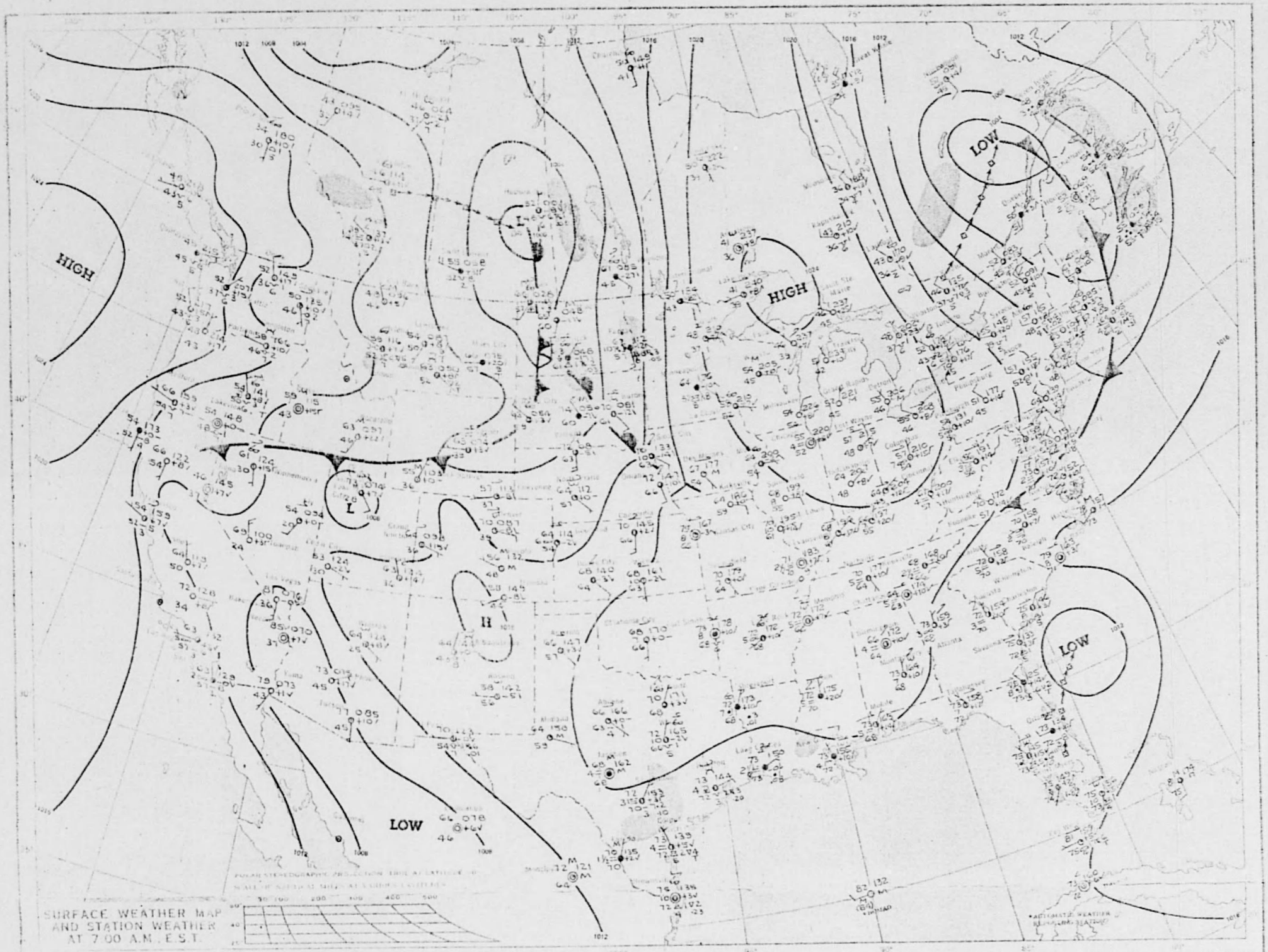
HIGH
LOW
HIGH
LOW
LOW
H
L
L
H
L
SURFACE WEATHER MAP
AND STATION WEATHER
AT 7:00 A.M. E.S.T.

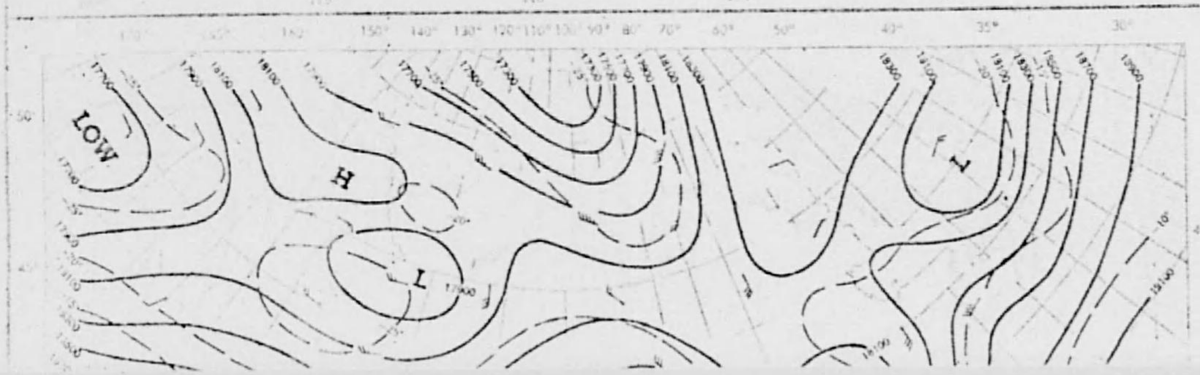
LOW
H
L
L



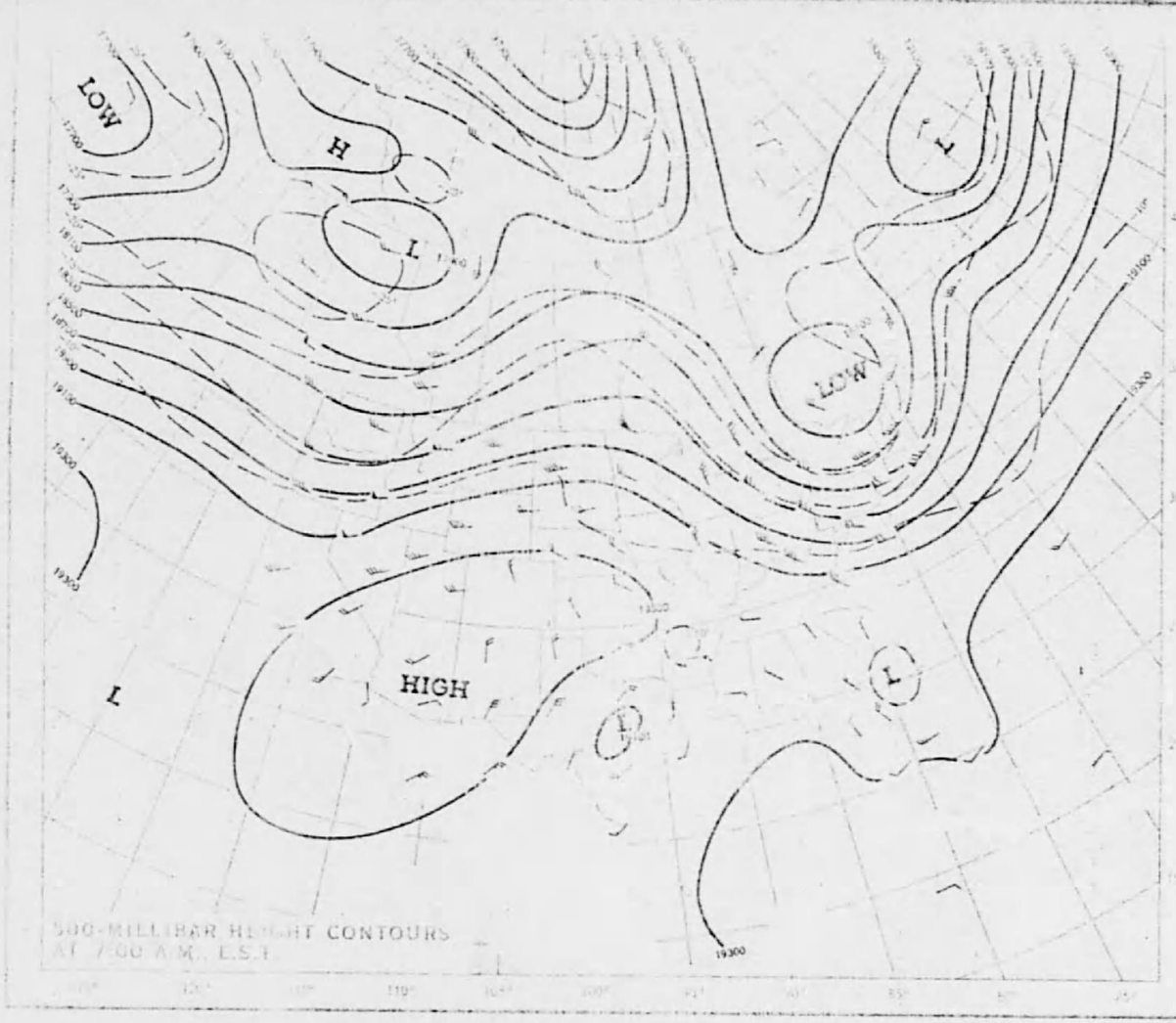

500-MILLIBAR HEIGHT CONTOURS
AT 7:00 A.M., E.S.T.



HIGHEST AND LOWEST TEMPERATURES

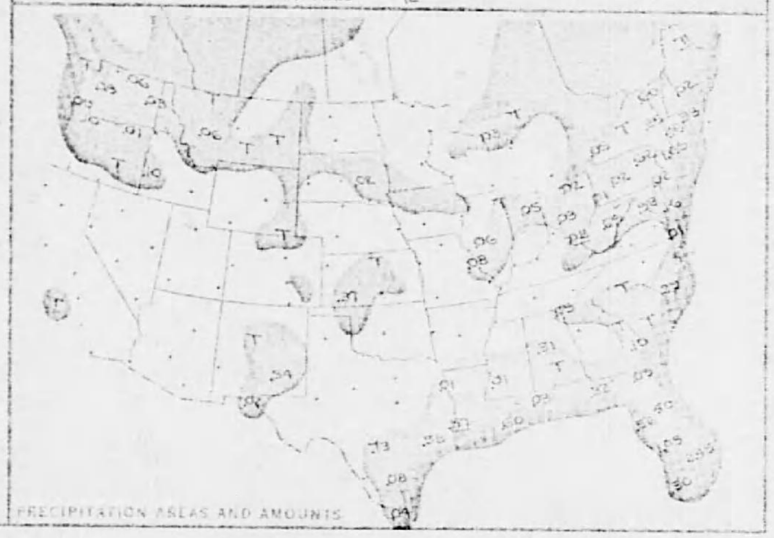

PRECIPITATION AREAS AND AMOUNTS

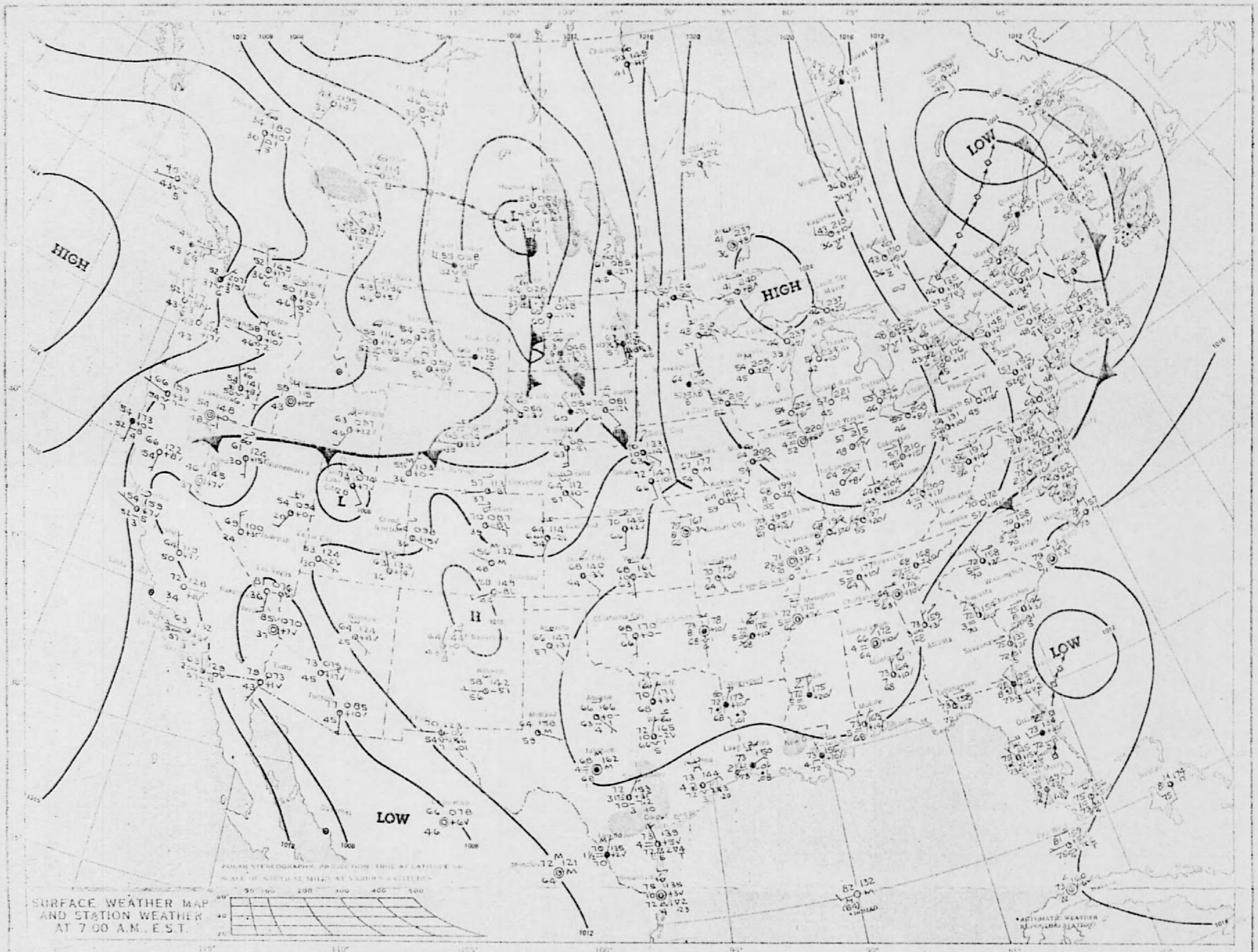
HIGH
LOW
HIGH
LOW
LOW
H
L
L
H
L
SURFACE WEATHER MAP
AND STATION WEATHER
AT 7:00 A.M., E.S.T.


LOW
HIGH
LOW
HIGH
LOW
BRENDA
SURFACE WEATHER MAP
AND STATION WEATHER
AT 7:00 A.M., E.S.T.
POLAR STEREOGRAPHIC PROJECTION TRUE AT LATITUDE 60°
SCALE OF NAUTICAL MILES AT VARIOUS LATITUDES
*AUTOMATIC WEATHER REPORTING STATION

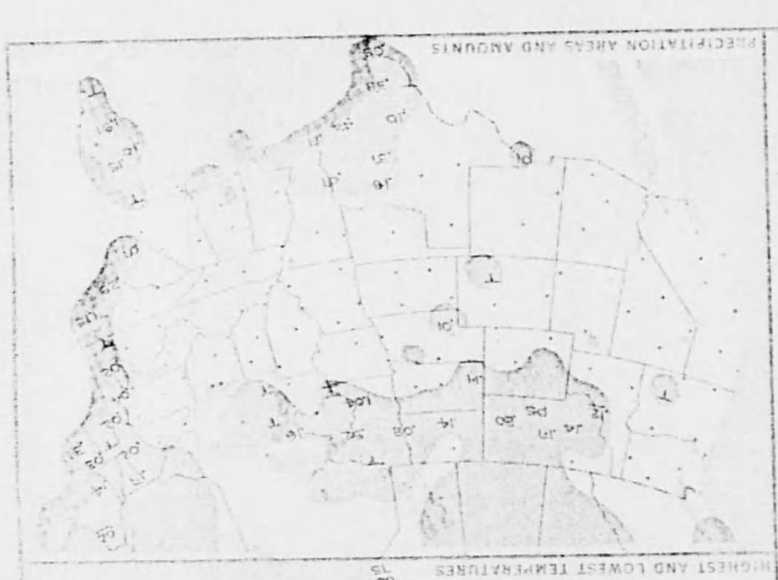
PRECIPITATION AREAS AND ISOBARS

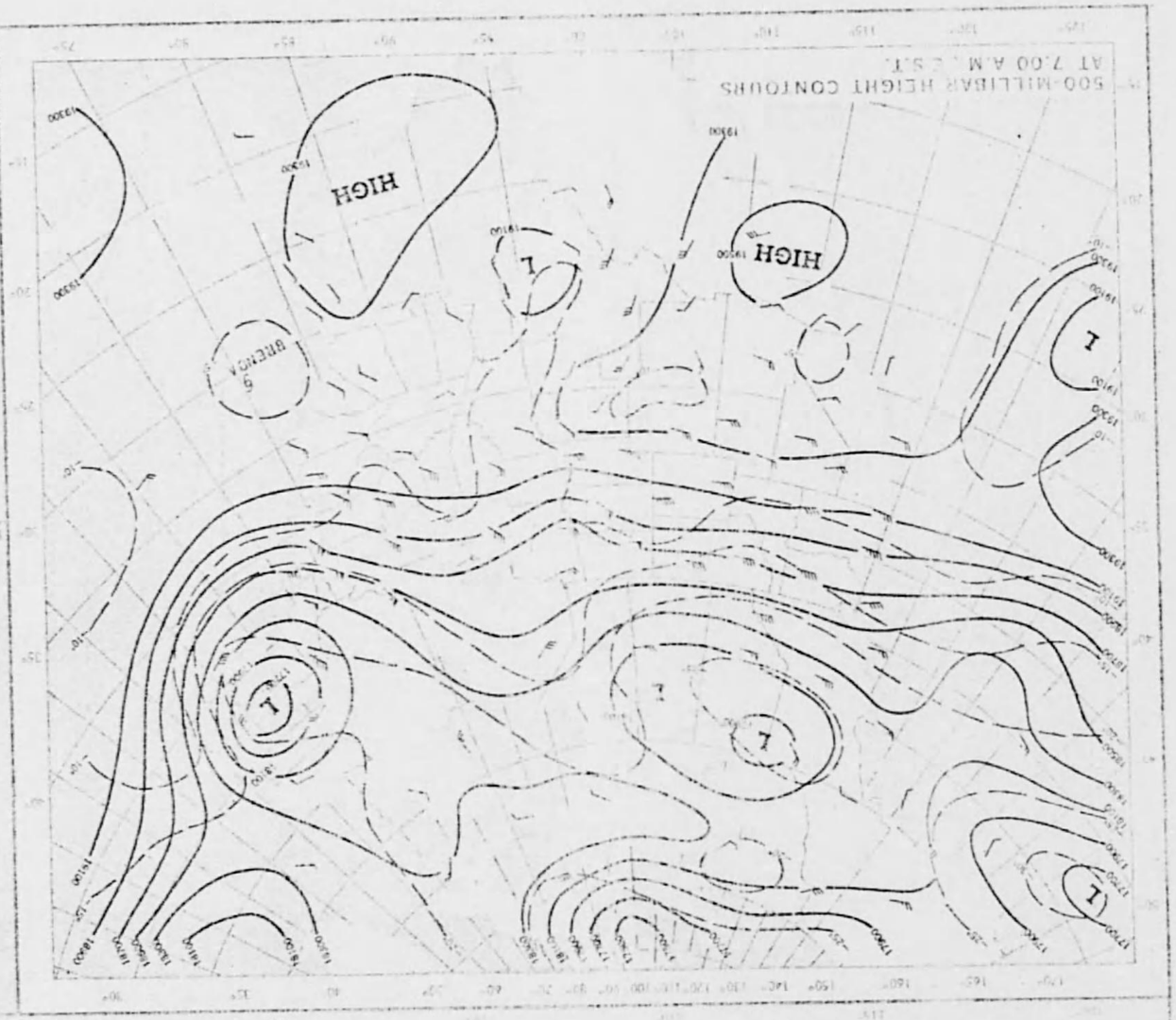
500-MILLIBAR HEIGHT CONTOURS
AT 7:00 A.M., E.S.T.
HIGH
HIGH
BRENDA
L
L
L
L


HIGHEST AND LOWEST TEMPERATURES

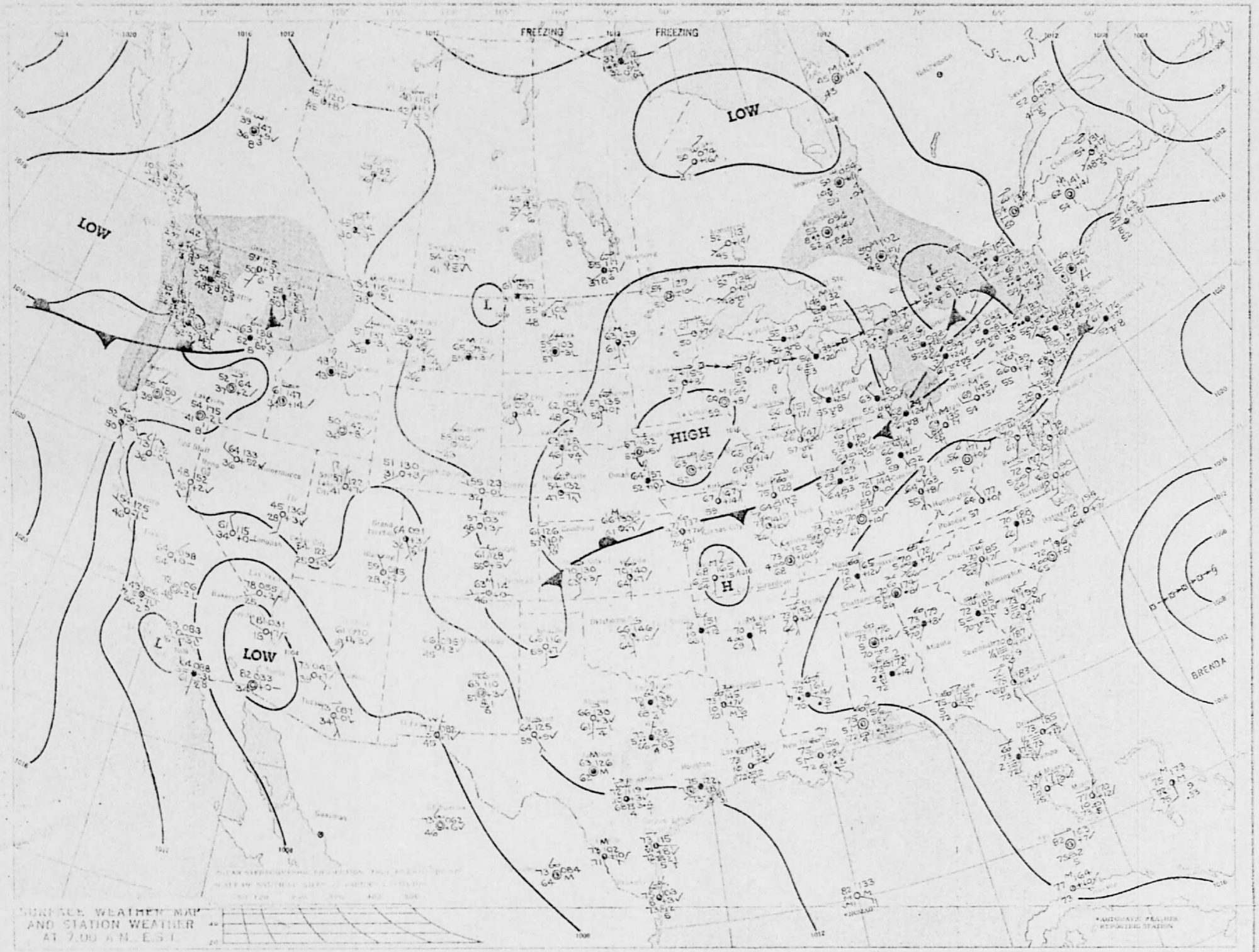
FREEZING
FREEZING
LOW
LOW
LOW
HIGH
SURFACE WEATHER MAP
AND STATION WEATHER
AT 7:00 A.M. E.S.T.


H
L
L
L

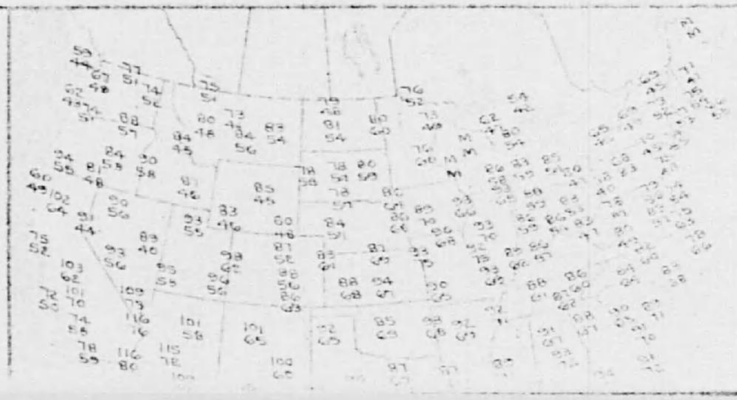

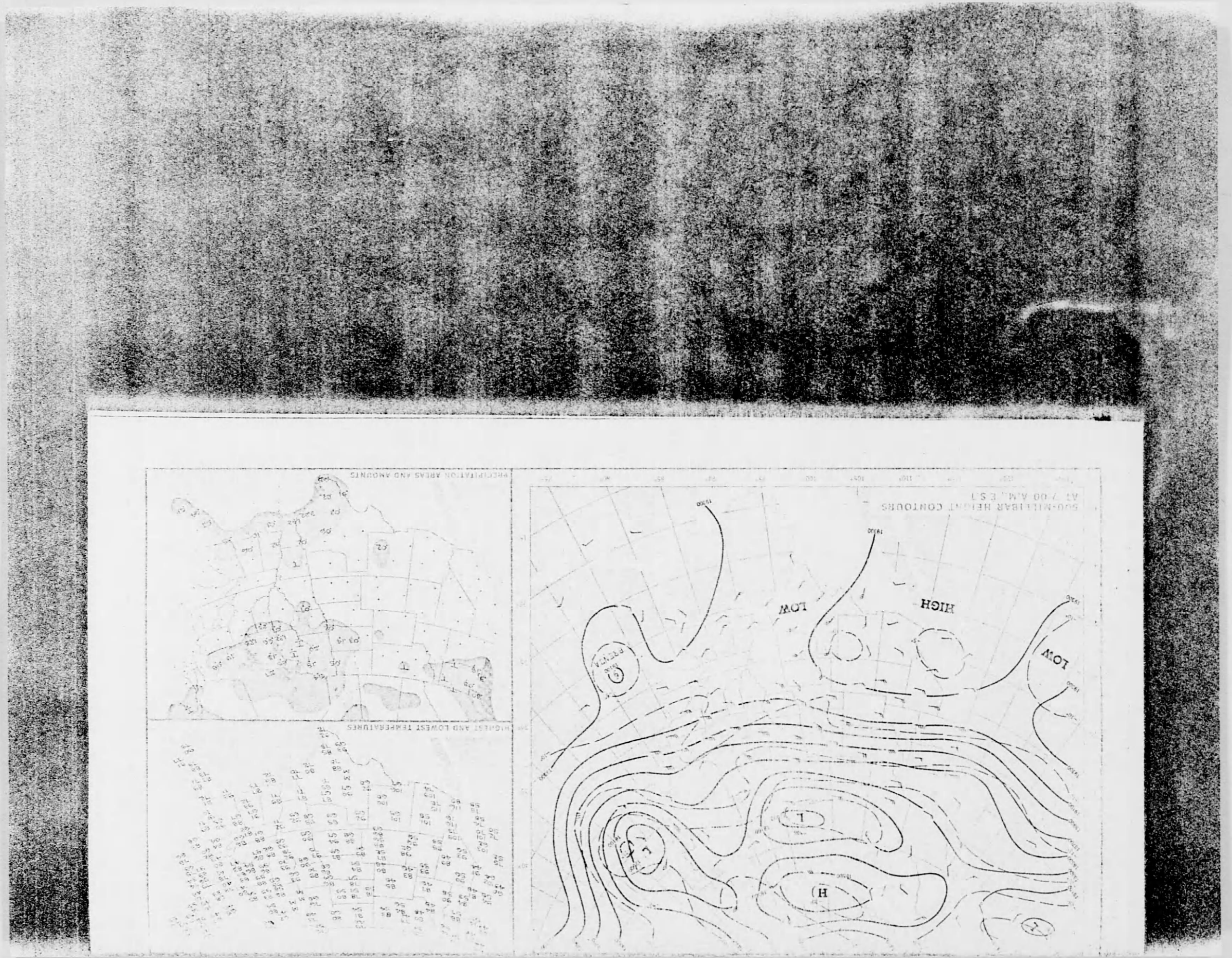
PRECIPITATION AREAS AND AMOUNTS
HIGHEST AND LOWEST TEMPERATURES
500-MILLIBAR HEIGHT CONTOURS
AT 7:00 A.M. E.S.T.
HIGH
LOW
LOW
H
L

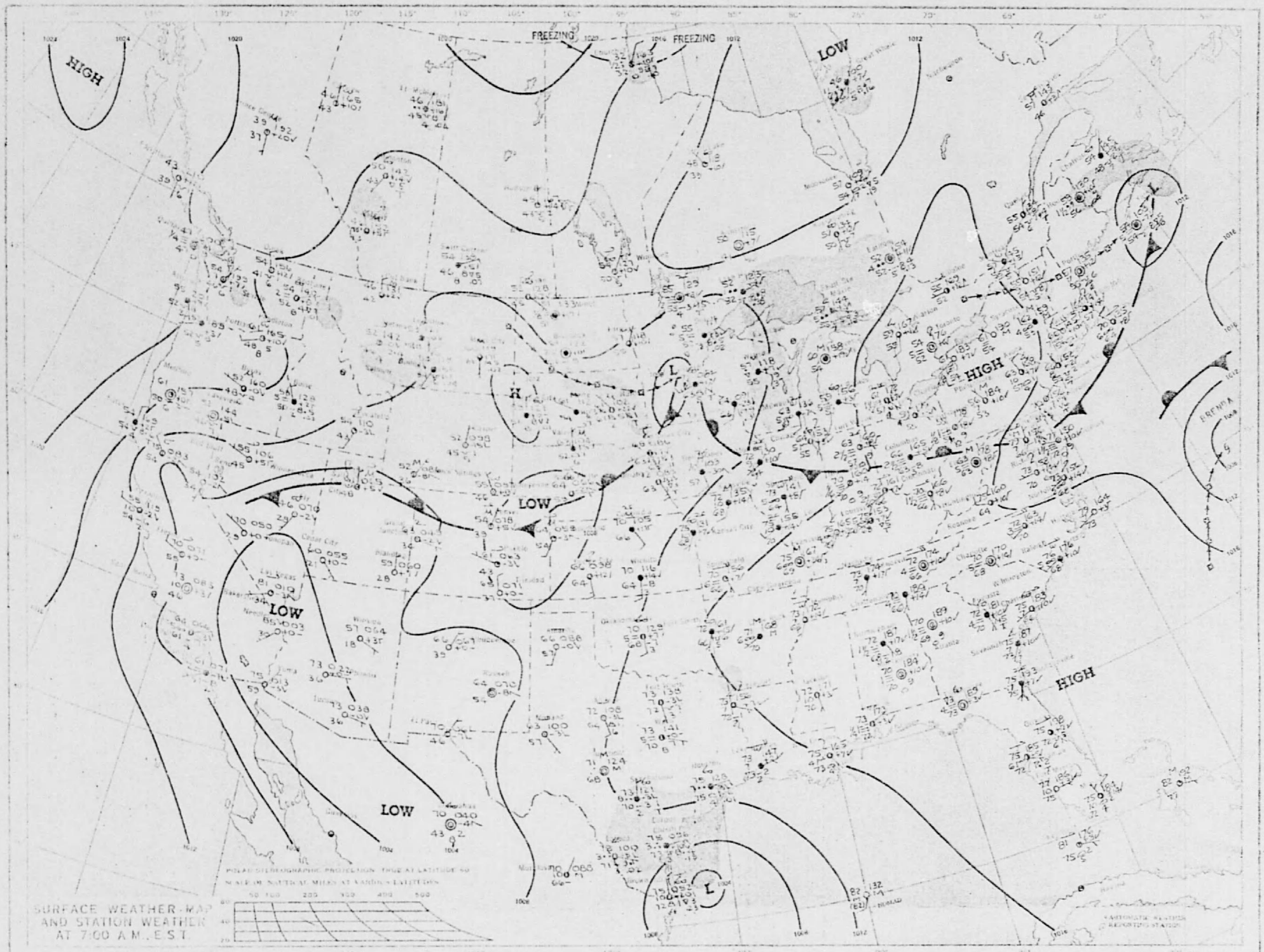
HIGH
FREEZING
FREEZING
LOW
HIGH
LOW
LOW
LOW
HIGH
SURFACE WEATHER MAP
AND STATION WEATHER
AT 7:00 A.M. E.S.T.

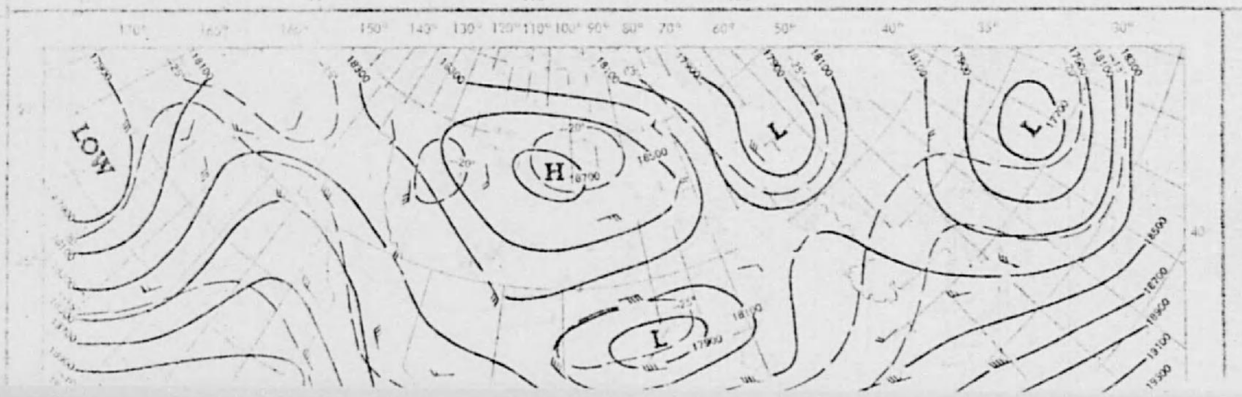
LOW
H
L
L
L



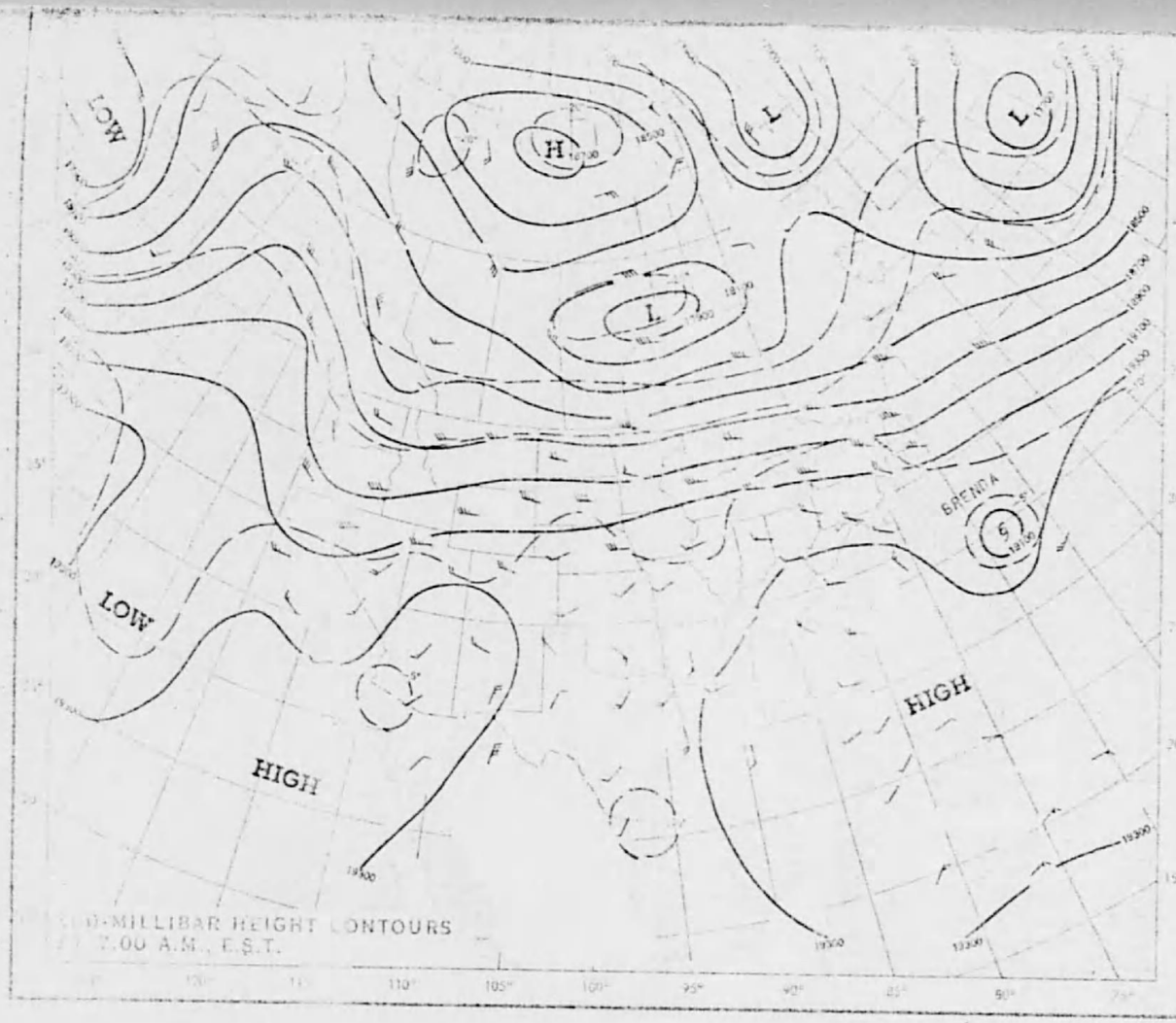

500-MILLIBAR HEIGHT CONTOURS
AT 7:00 A.M., E.S.T.

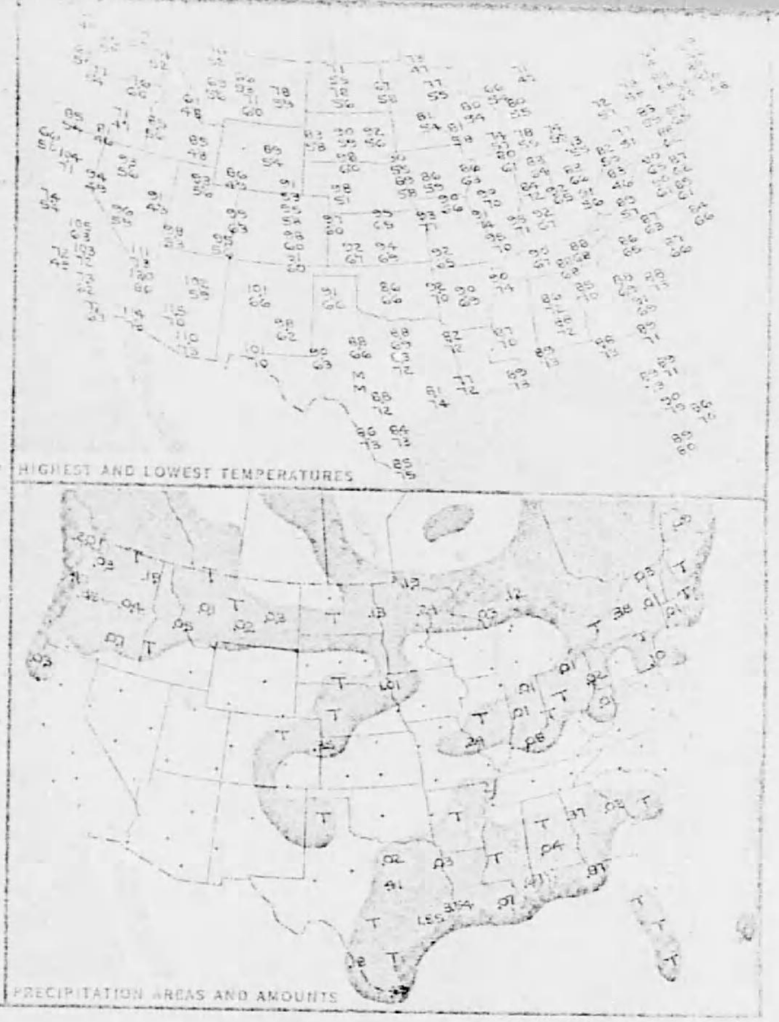

HIGHEST AND LOWEST TEMPERATURES

PRECIPITATION AREAS AND AMOUNTS

U.S. DEPARTMENT OF COMMERCE/Environmental Science Services Administration/Environmental Data Service

DAILY WEATHER MAPS

WEEKLY SERIES JUNE 24-30, 1968

The charts in this publication are a continuation of the principal charts of the Weather Bureau publication, Daily Weather Map. They include the Surface Weather Map, the 500-Millibar Chart, the Highest and Lowest Temperatures Chart, and the Daily Precipitation Chart. All of the charts for one day are arranged on a single page of this publication. They are copied from operational weather maps prepared by the National Meteorological Center, Weather Bureau. The symbols used on the Surface Weather Map and the 500-Millibar Chart are the same as those used previously in Daily Weather Map. An explanatory sheet is available, and may be obtained by writing to: Environmental Science Services Administration, Publications Section, AD 143, Rockville, Maryland 20852.

The Surface Weather Map presents station data and the analysis for 7:00 a.m./e.s.t. Areas of precipitation are indicated by shading. The weather reports that are printed here are only a fraction of those that are included in the operational weather maps, and on which the analyses are based. Occasional apparent discrepancies between the printed station data and the analyses result from those station reports that cannot be included in the published maps because of lack of space.

The 500-Millibar Chart presents the height contours and temperature isotherms of the 500-millibar surface at 7:00 a.m./e.s.t. The height contours are shown as continuous lines, and are labeled in feet above sea level. The temperature isotherms are shown as dashed lines, and are labeled in degrees Celsius. The arrows show the wind direction and speed at the 500-millibar level.

TheHighest and Lowest Temperatures Chart presents the maximum and minimum values for the 24-hour period ending at 1:00 a.m./e.s.t. The names of the reporting points can be obtained from the Surface Weather Map. The maximum temperature is plotted above the station location, and the minimum temperature is plotted below this point.

The Precipitation Areas and Amounts Chart indicates by means of shading the areas that had precipitation during the 24 hours ending at 1:00 a.m. Amounts in inches to the nearest hundredth of an inch are for the same period. Incomplete totals are underlined. "T" indicates a trace of precipitation. Dashed lines show the depth of snow on the ground in inches as of 7:00 a.m. of the previous day.



U.S. DEPARTMENT OF COMMERCE
ENVIRONMENTAL SCIENCE SERVICES ADMINISTRATION
Environmental Data Service

Postage and Fees Paid
U.S. DEPARTMENT OF COMMERCE

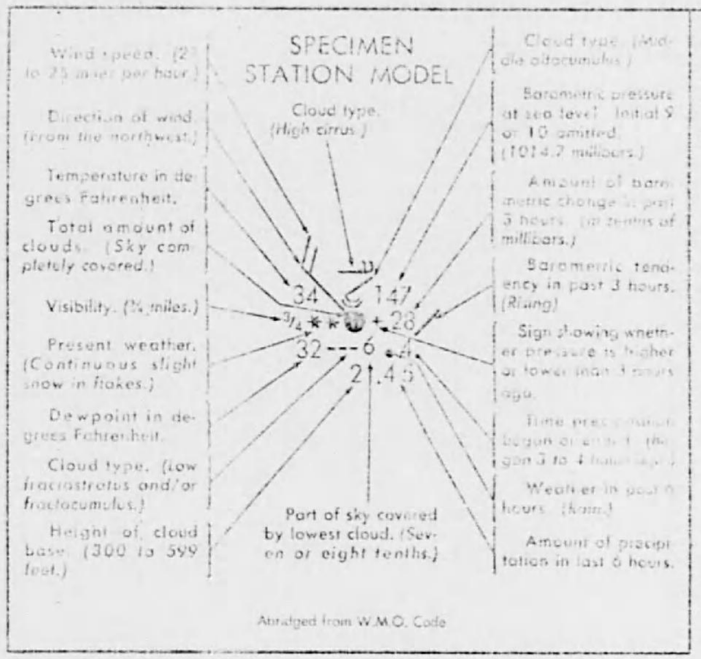

Abridged from W.M.O. Code

U.S. DEPARTMENT OF COMMERCE
ENVIRONMENTAL SCIENCE SERVICES ADMINISTRATION
Environmental Data Service
SILVER SPRING, MD. 20910

Postage and Fees Paid
U.S. DEPARTMENT OF COMMERCE

IMMEDIATE – U.S. Weather Report

FIRST CLASS MAIL

DEPARTMENT OF THE AIR FORCE
HEADQUARTERS FOREIGN TECHNOLOGY DIV
AFSC
WRIGHT-PATTERSON AIR FORCE BASE
OHIO 45433 M

Subscription price - - $4.50 per year, $5.20 additional for airmail within the U.S., $3.25 additional for foreign mail, single copy - - 15c each. Send remittance to: Superintendent of Documents, Government Printing Office, Washington, D.C. 20402.

USCOMM-ESSA/DC WEA 101

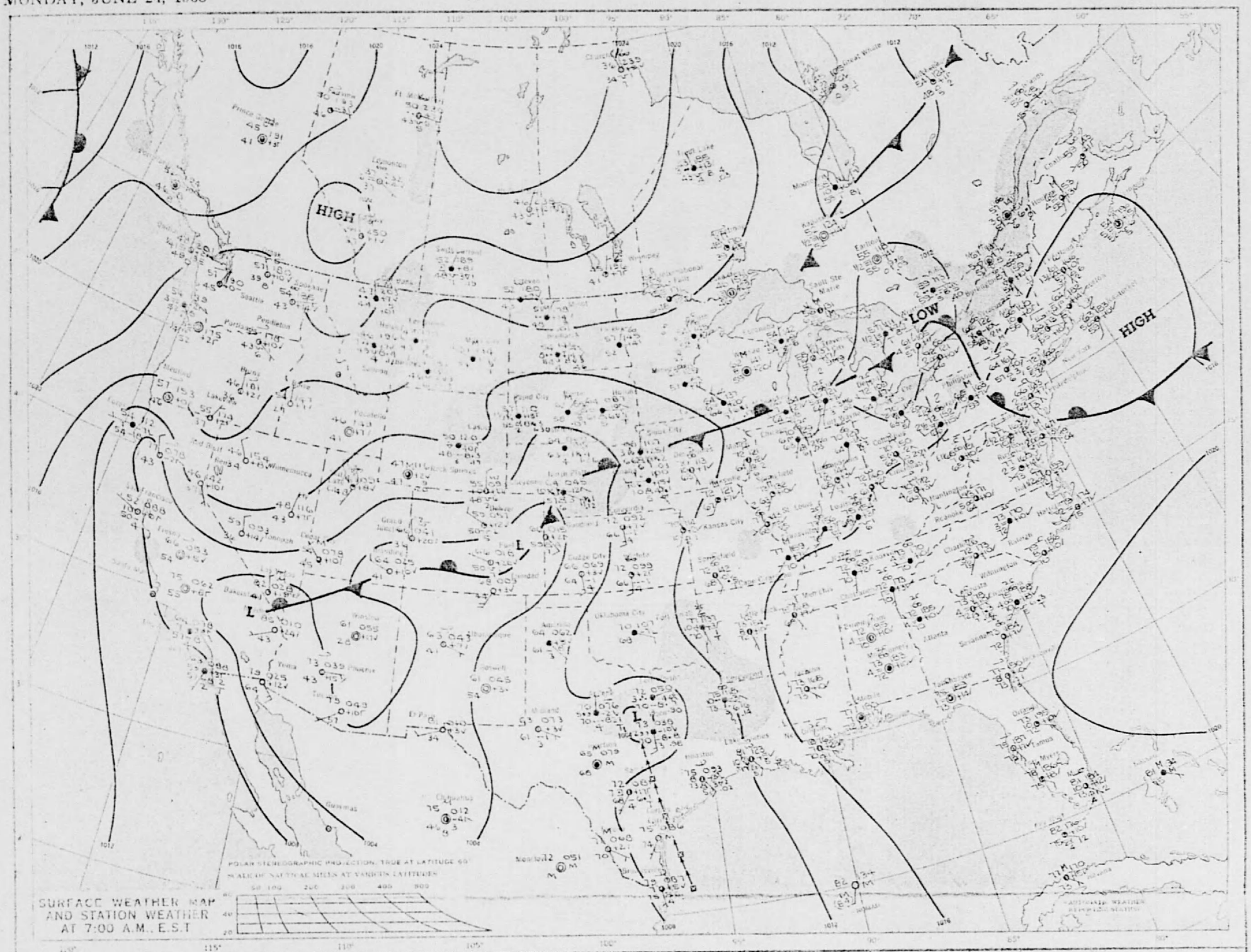
HIGH
LOW
HIGH
L
L
L
POLAR STEREOGRAPHIC PROJECTION, TRUE AT LATITUDE 60°
SCALE OF NAUTICAL MILES AT VARIOUS LATITUDES
SURFACE WEATHER MAP
AND STATION WEATHER
AT 7:00 A.M., E.S.T

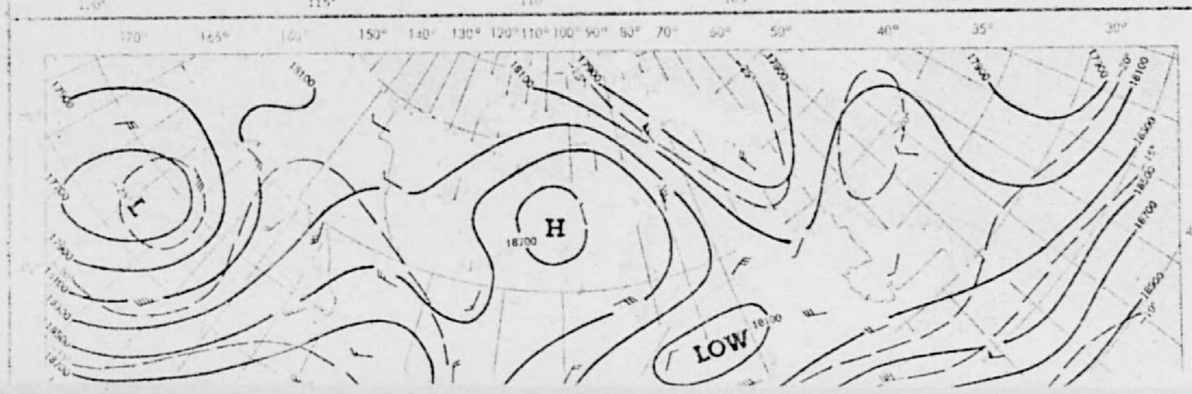
H
L
H
LOW



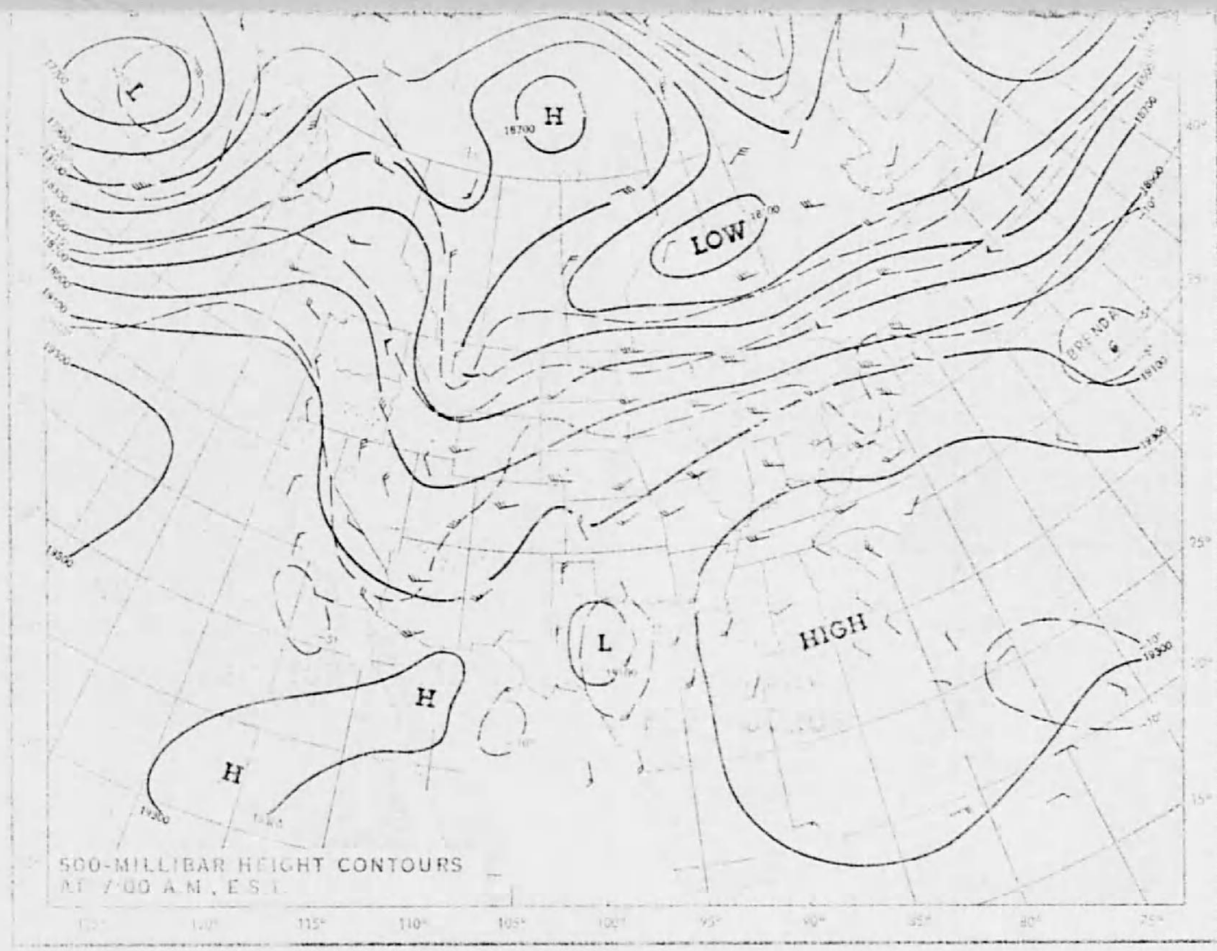


HIGHEST AND LOWEST TEMPERATURES


PRECIPITATION AREAS AND AMOUNTS

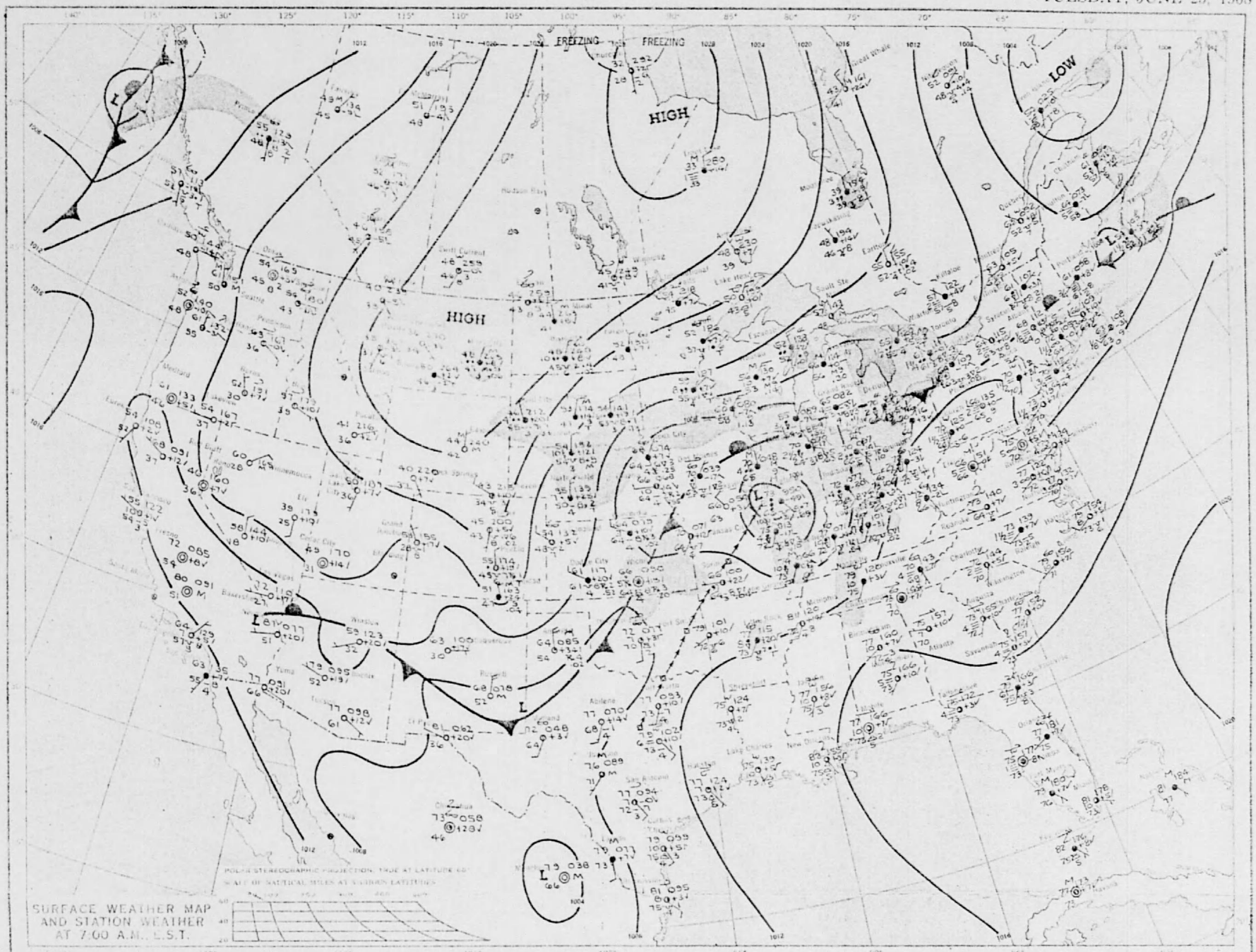
FREEZING
FREEZING
HIGH
HIGH
LOW
L
L
L
L
POLAR STEREOGRAPHIC PROJECTION, TRUE AT LATITUDE 60°
SCALE OF NAUTICAL MILES AT VARIOUS LATITUDES
SURFACE WEATHER MAP
AND STATION WEATHER
AT 7:00 A.M., E.S.T.

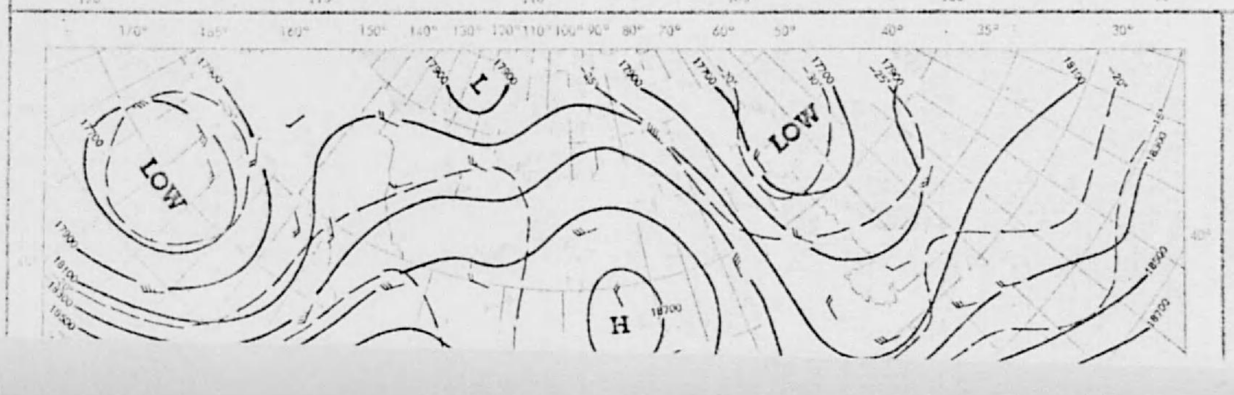
LOW
LOW
L
H





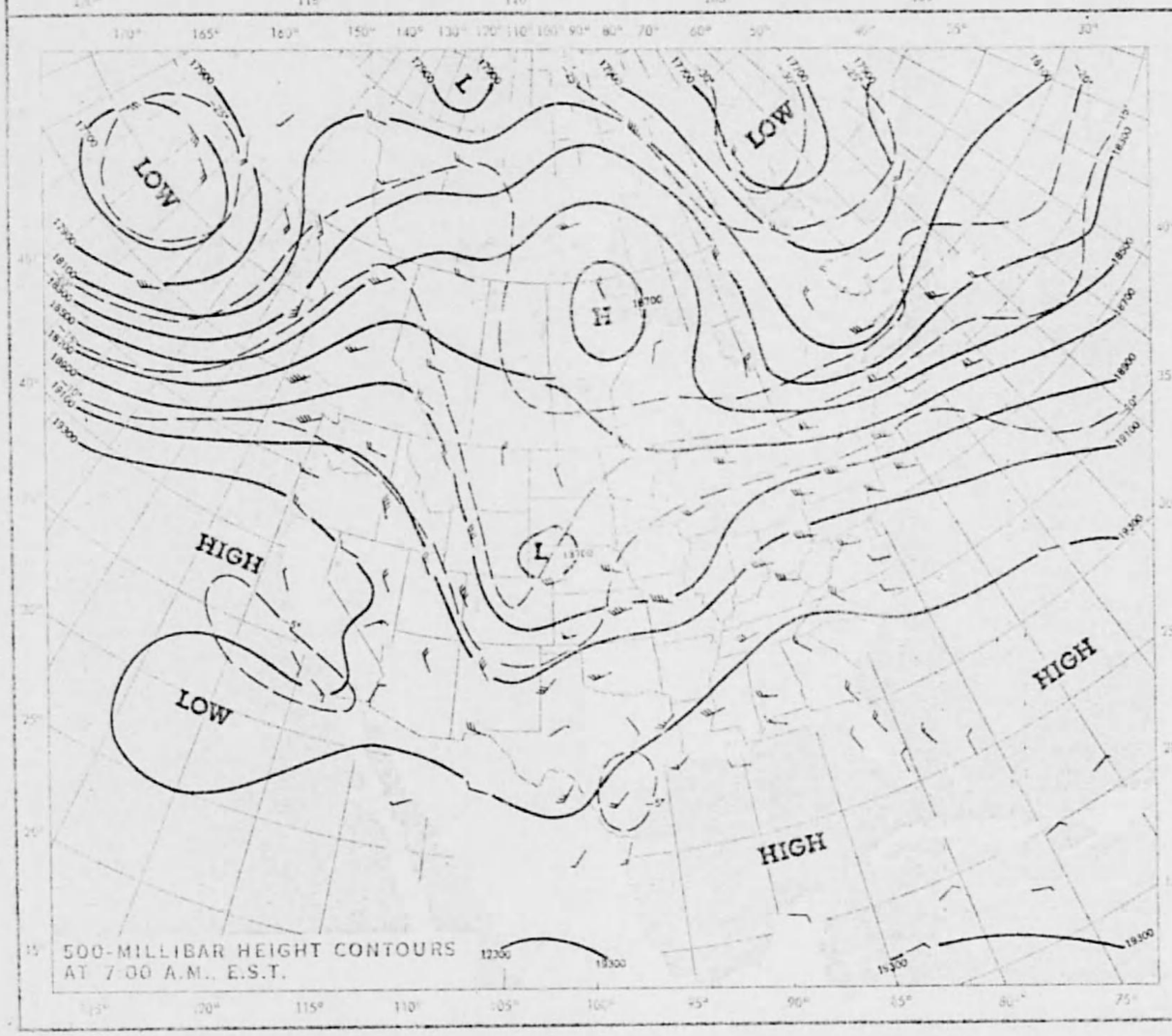

500-MILLIBAR HEIGHT CONTOURS
AT 7:00 A.M., E.S.T.



HIGHEST AND LOWEST TEMPERATURES



PRECIPITATION AREAS AND AMOUNTS

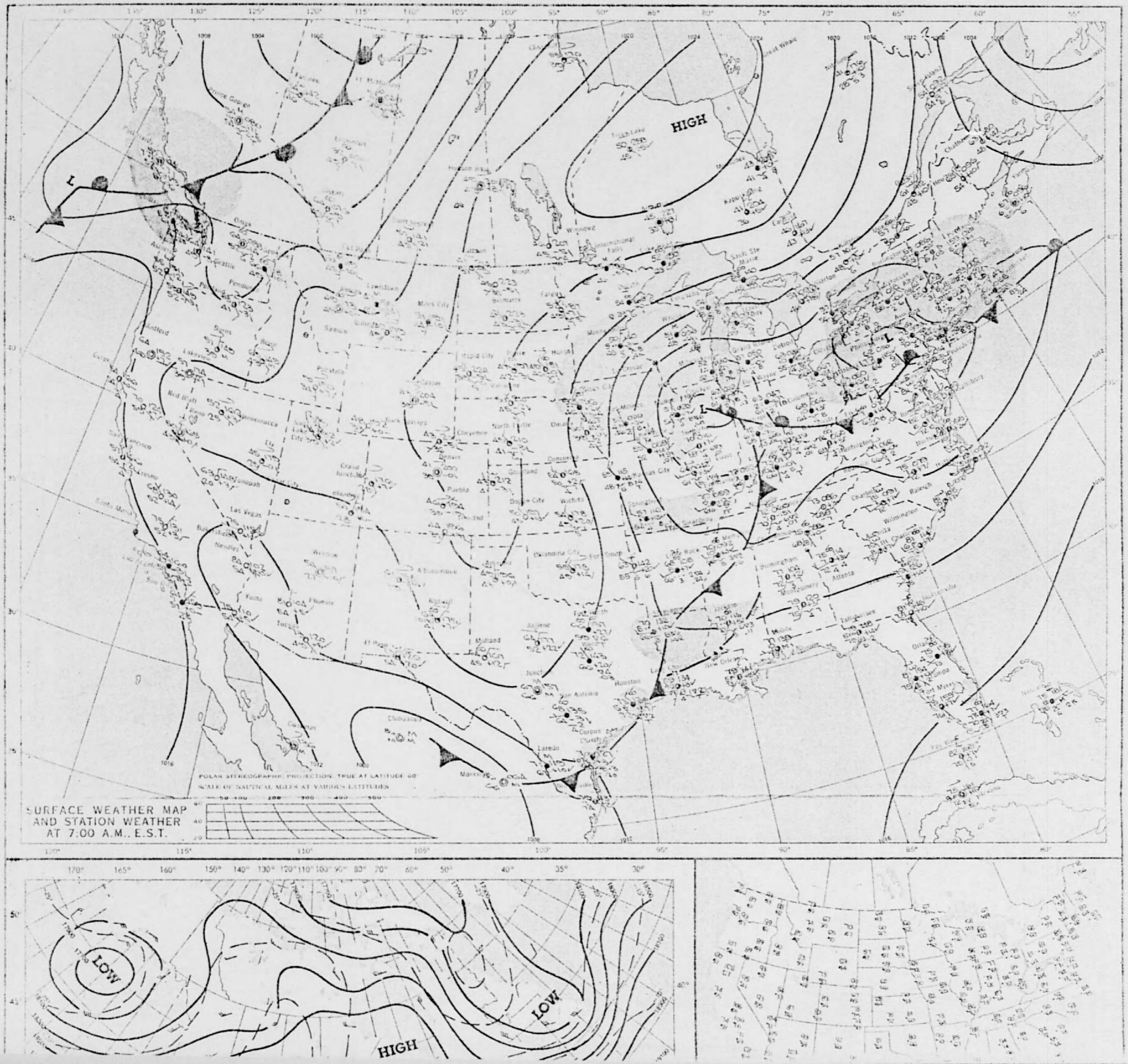
HIGH
L
L
L
POLAR STEREOGRAPHIC PROJECTION TRUE AT LATITUDE 60°
SCALE OF NAUTICAL MILES AT VARIOUS LATITUDES
50 100 200 300 400 500
SURFACE WEATHER MAP
AND STATION WEATHER
AT 7:00 A.M., E.S.T.

LOW
LOW
HIGH

SURFACE WEATHER MAP
AND STATION WEATHER
AT 7:00 A.M., E.S.T.

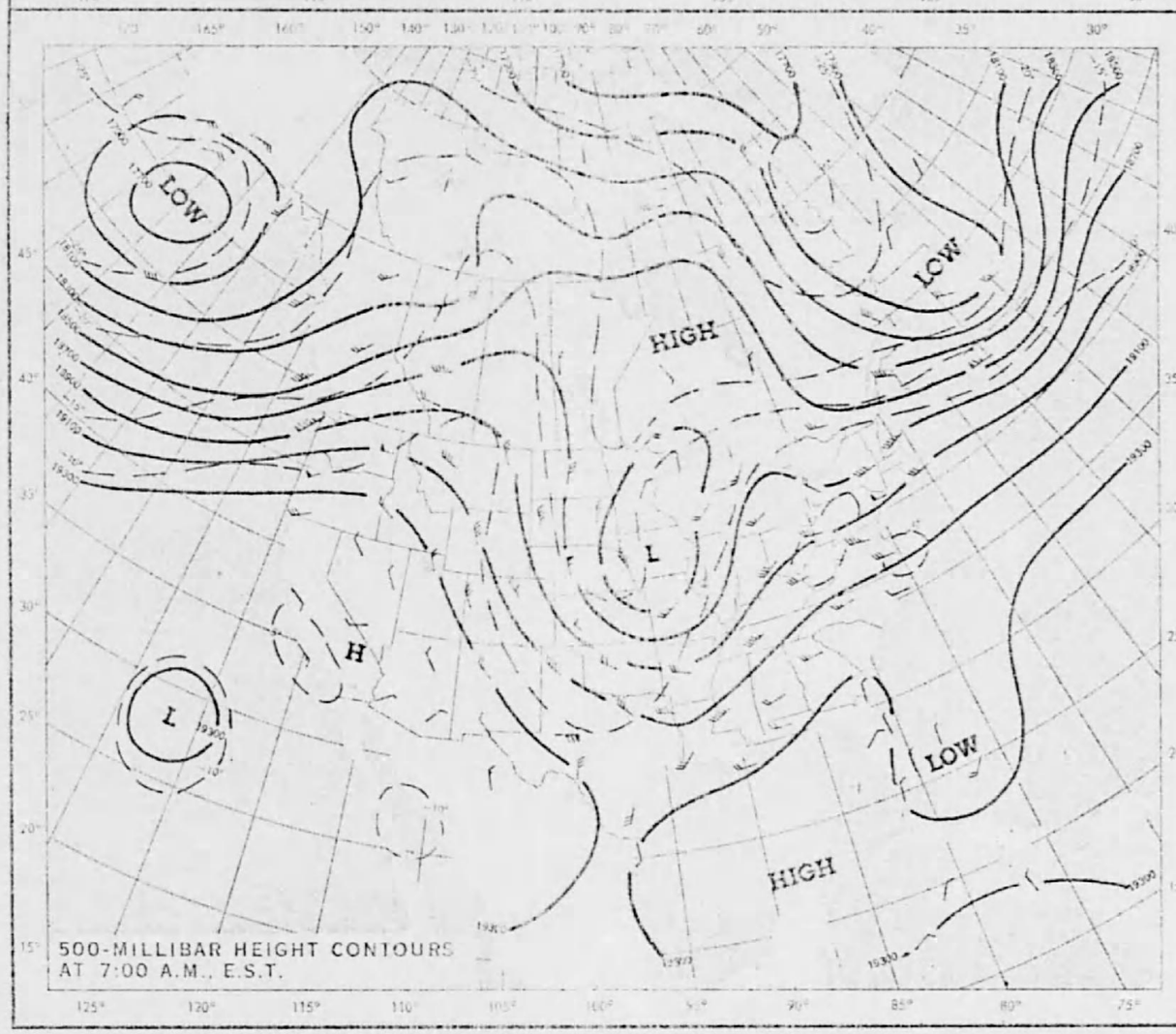

500-MILLIBAR HEIGHT CONTOURS
AT 7:00 A.M., E.S.T.



HIGHEST AND LOWEST TEMPERATURES



PRECIPITATION AREAS AND AMOUNTS

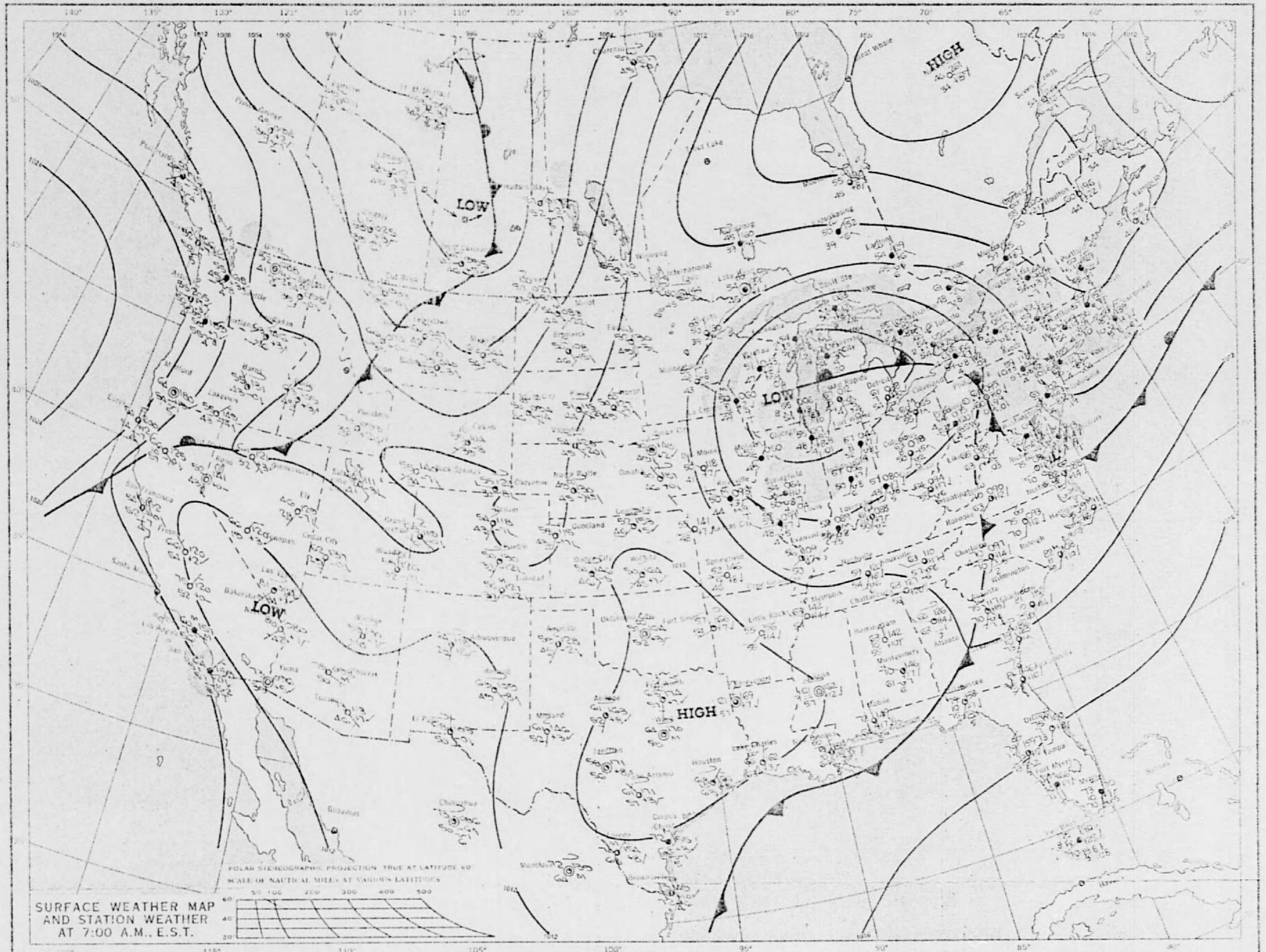

SURFACE WEATHER MAP
AND STATION WEATHER
AT 7:00 A.M., E.S.T.

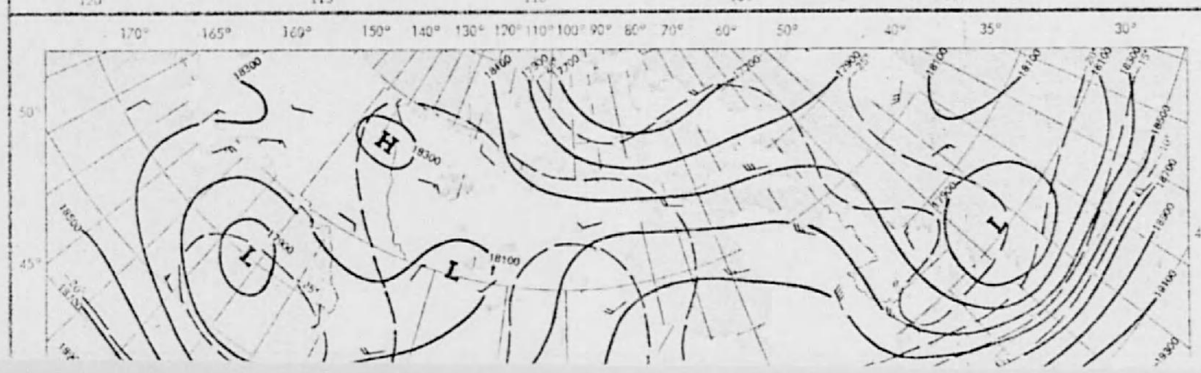




PRECIPITATION AREAS AND AMOUNTS
HIGHEST AND LOWEST TEMPERATURES
500-MILLIBAR HEIGHT CONTOURS
AT 7:00 A.M. E.S.T.
HIGH
HIGH
LOW

SURFACE WEATHER MAP
AND STATION WEATHER
AT 7:00 A.M., E.S.T.

POLAR STEREOGRAPHIC PROJECTION, TRUE AT LATITUDE 60°
SCALE OF NAUTICAL MILES AT VARIOUS LATITUDES

HIGH
LOW
LOW
HIGH
HIGH

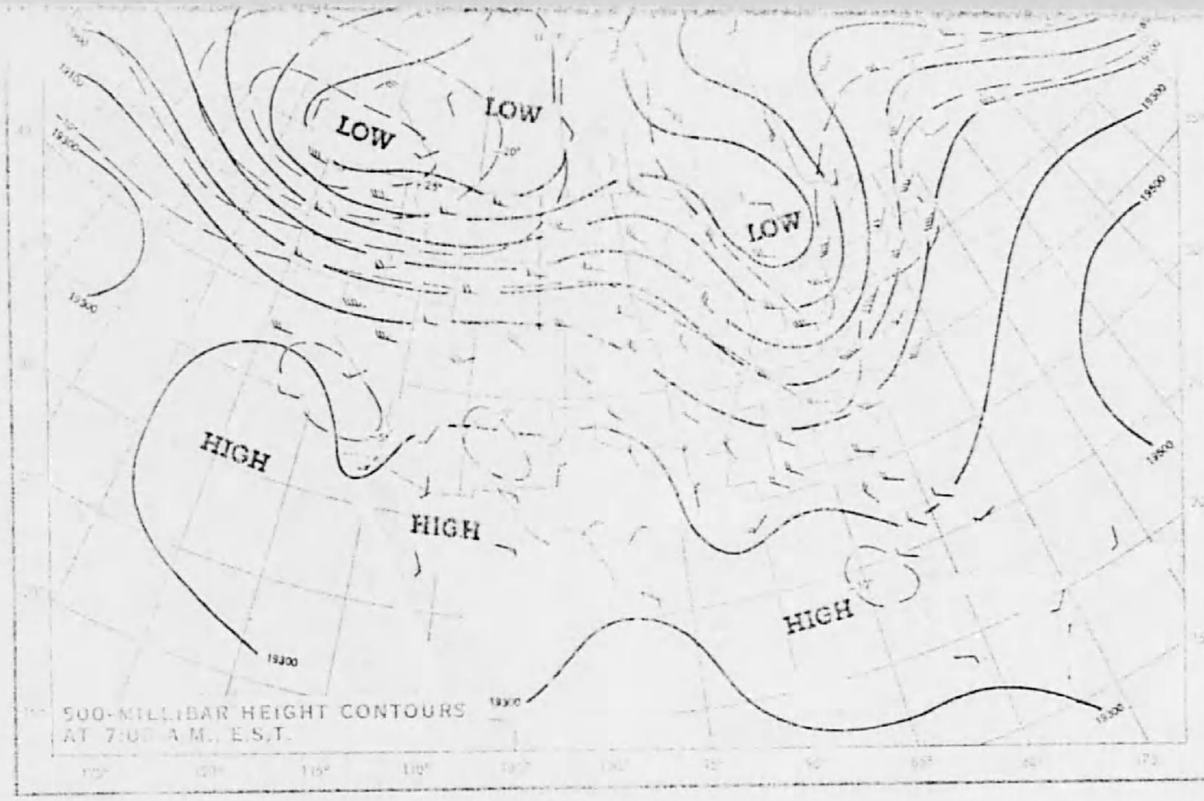

500-MILLIBAR HEIGHT CONTOURS AT 7:00 A.M., E.S.T.



HIGHEST AND LOWEST TEMPERATURES

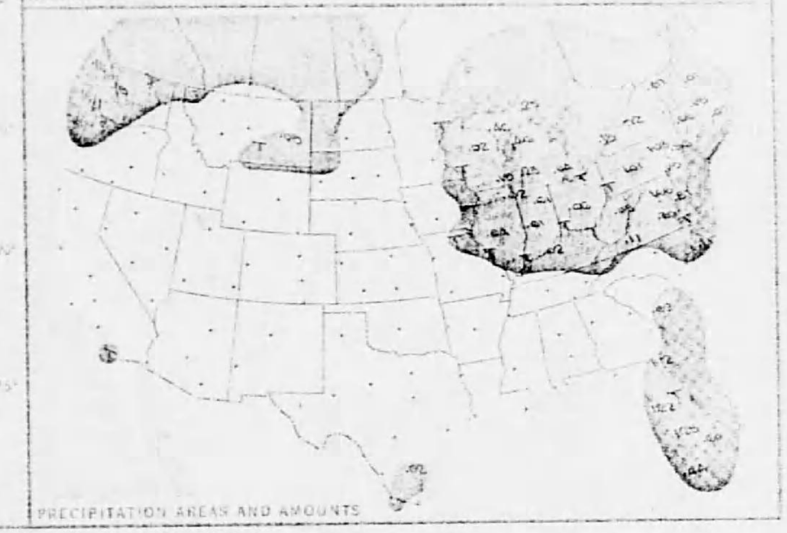

PRECIPITATION AREAS AND AMOUNTS

SURFACE WEATHER MAP AND STATION WEATHER AT 7:00 A.M. E.S.T.

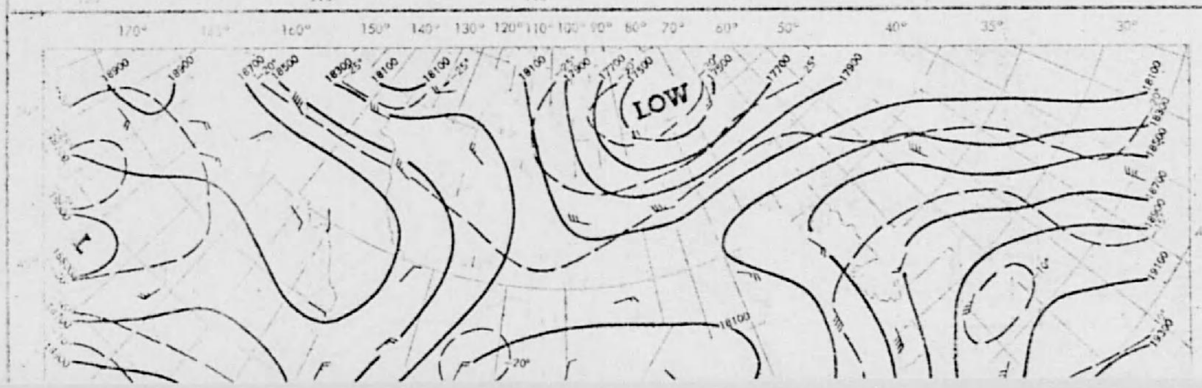



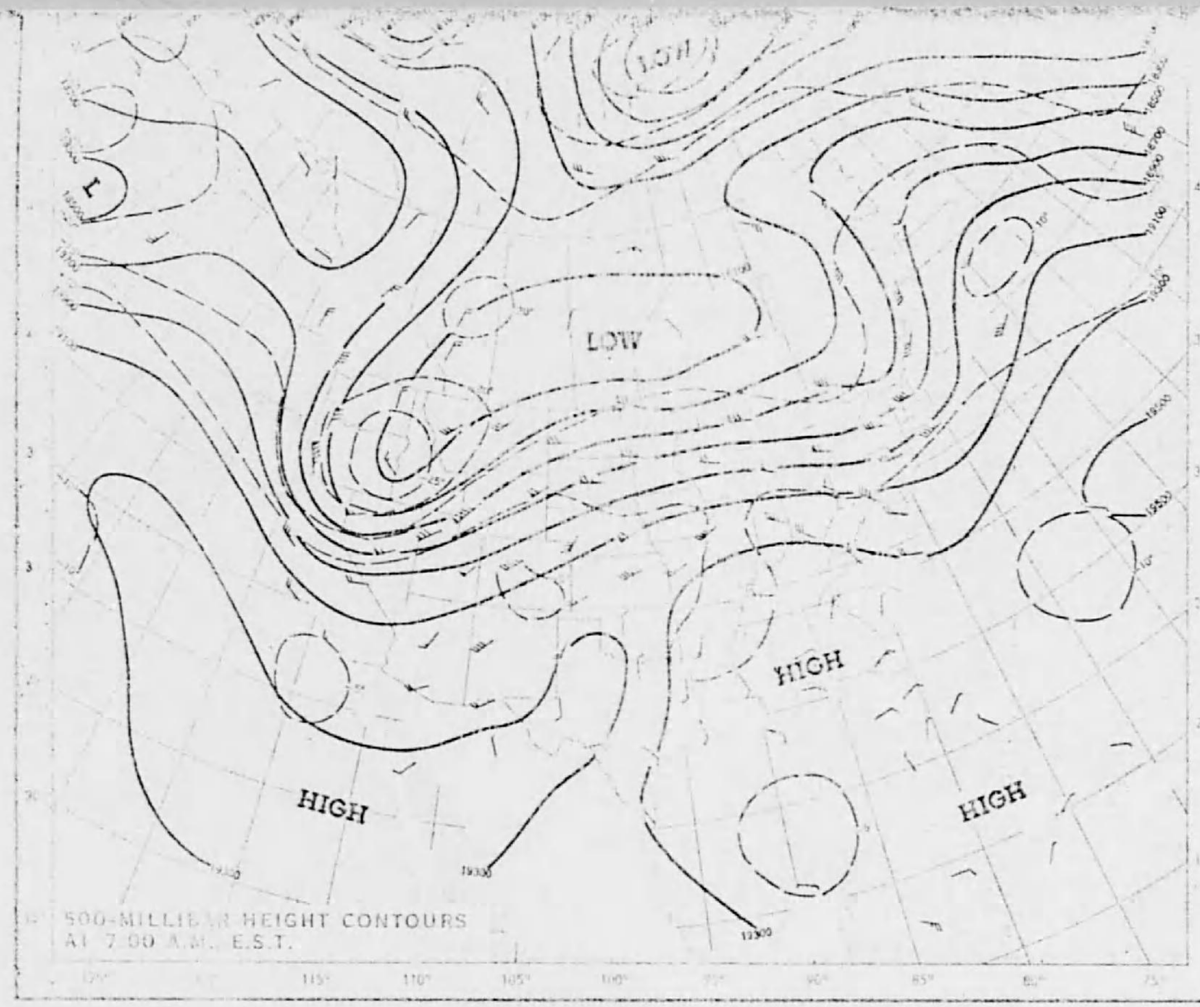


HIGHEST AND LOWEST TEMPERATURES


PRECIPITATION AREAS AND AMOUNTS

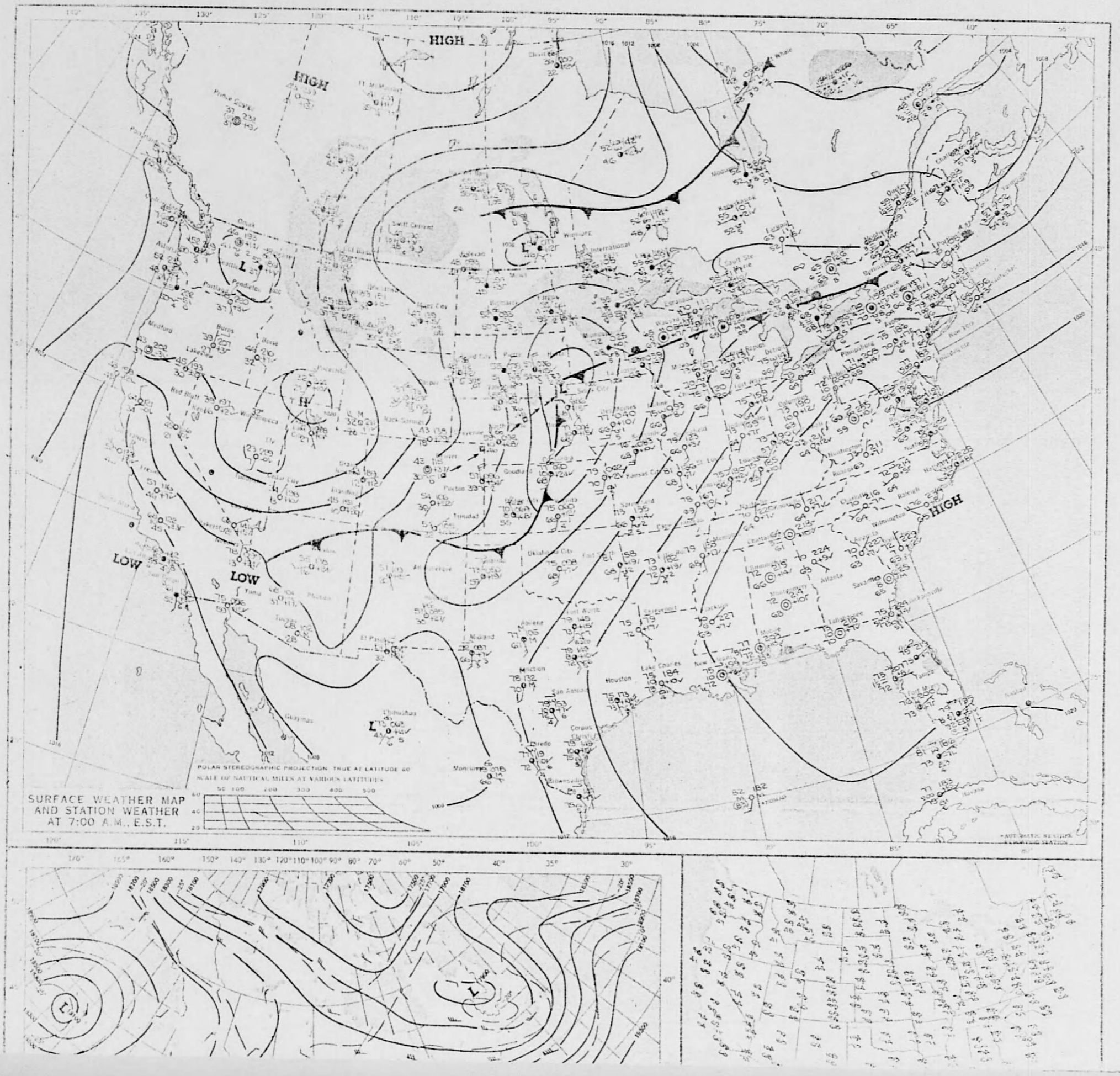
HIGH
HIGH
HIGH
LOW
LOW
POLAR STEREOGRAPHIC PROJECTION, TRUE AT LATITUDE 60°
SCALE OF NAUTICAL MILES AT VARIOUS LATITUDES
SURFACE WEATHER MAP
AND STATION WEATHER
AT 7:00 A.M., E.S.T.

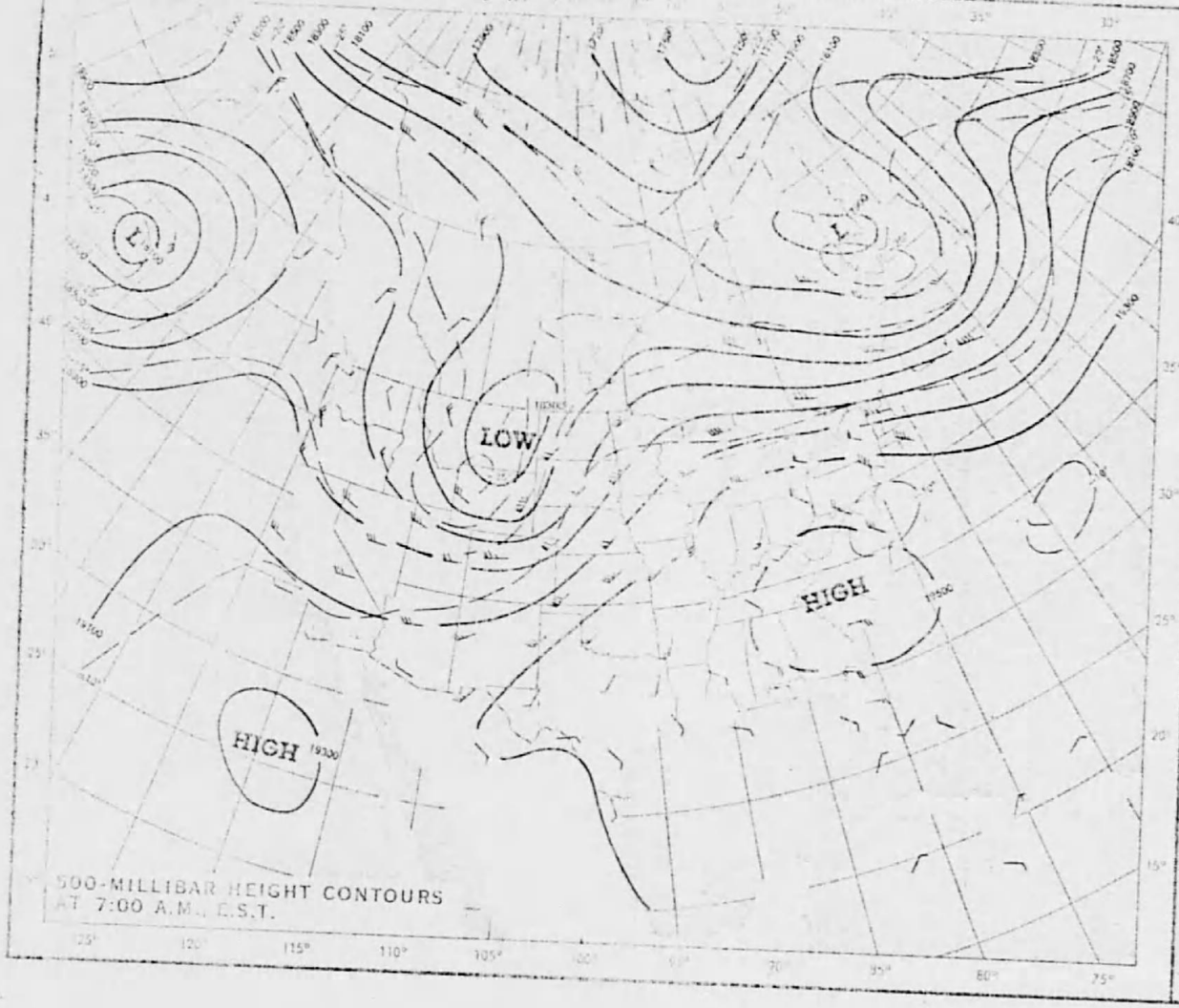

500-MILLIBAR HEIGHT CONTOURS
AT 7:00 A.M., E.S.T.



HIGHEST AND LOWEST TEMPERATURES



PRECIPITATION AREAS AND AMOUNTS

SIGHTING OF UNIDENTIFIED PHENOMENA QUESTIONNAIRE

BUDGET BUREAU APPROVAL NUMBER 21-R258

THIS QUESTIONNAIRE HAS BEEN PREPARED SO THAT YOU CAN GIVE THE U.S. AIR FORCE AS MUCH INFORMATION AS POSSIBLE CONCERNING THE UNIDENTIFIED PHENOMENON THAT YOU HAVE OBSERVED. PLEASE TRY TO ANSWER ALL OF THE QUESTIONS. THE INFORMATION YOU GIVE WILL BE USED FOR RESEARCH PURPOSES. YOUR NAME WILL NOT BE USED IN CONNECTION WITH ANY OF YOUR STATEMENTS OR CONCLUSIONS WITHOUT YOUR PERMISSION. RETURN TO AIR FORCE BASE INVESTIGATOR FOR FORWARDING TO FTD (TDETR), WRIGHT-PATTERSON AFB, OHIO 45433, IAW AFR 80-17. *(IF ADDITIONAL SHEETS ARE NEEDED FOR NARRATIVE OR SKETCHES ATTACH SECURELY TO THIS FORM OR ANNOTATE WITH YOUR NAME FOR IDENTIFICATION.)*

1. WHEN DID YOU SEE THE PHENOMENON? DAY 28 MONTH JUNE YEAR 1968

2. WHAT TIME DID YOU FIRST SIGHT THE PHENOMENON? HOUR 9 MINUTES 50 ☐ A.M. ☒ P.M.

3. WHAT TIME DID YOU LAST SIGHT THE PHENOMENON? HOUR 9 MINUTES 52 to 53 ☐ A.M. ☒ P.M.

4. TIME / ZONE ☒ DAYLIGHT SAVINGS ☐ STANDARD
☒ EASTERN ☐ CENTRAL ☐ MOUNTAIN ☐ PACIFIC ☐ OTHER

5. WHERE WERE YOU WHEN YOU SAW THE PHENOMENON? IF IN CITY, GIVE THE NEAREST STREET ADDRESS AND INDICATE ON A HAND DRAWN MAP WHERE YOU WERE STANDING WITH REFERENCE TO THE ADDRESS. IF IN THE COUNTRY, IDENTIFY THE HIGHWAY YOU WERE ON OR NEAR AND TRY TO FIX A DISTANCE AND DIRECTION FROM SOME RECOGNIZABLE LANDMARK.

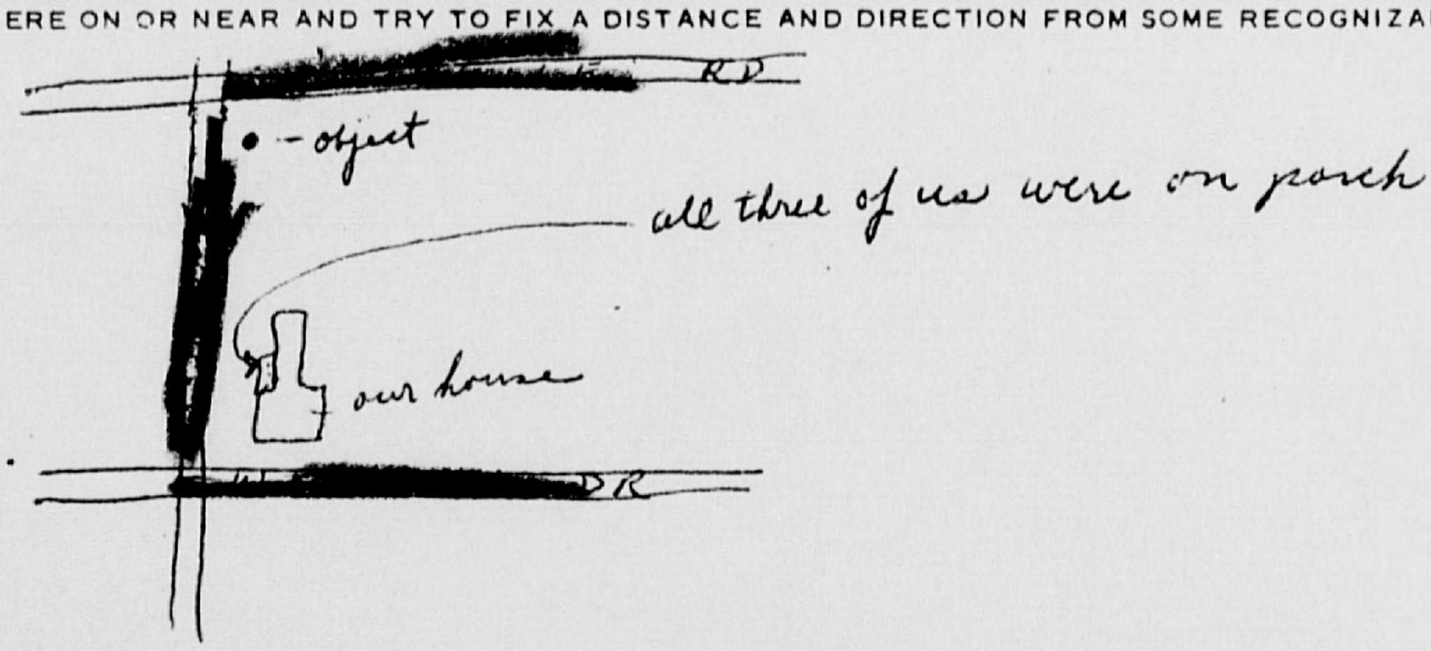

6. IMAGINE YOU ARE AT THE POINT SHOWN IN THE SKETCH, PLACE AN "A" ON THE CURVED LINE TO SHOW HOW HIGH THE PHENOMENON WAS ABOVE THE HORIZON, OR SKYLINE, WHEN FIRST SEEN. PLACE A "B" ON THE SAME CURVED LINE TO SHOW HOW HIGH ABOVE THE HORIZON THE PHENOMENON WAS WHEN LAST SEEN.

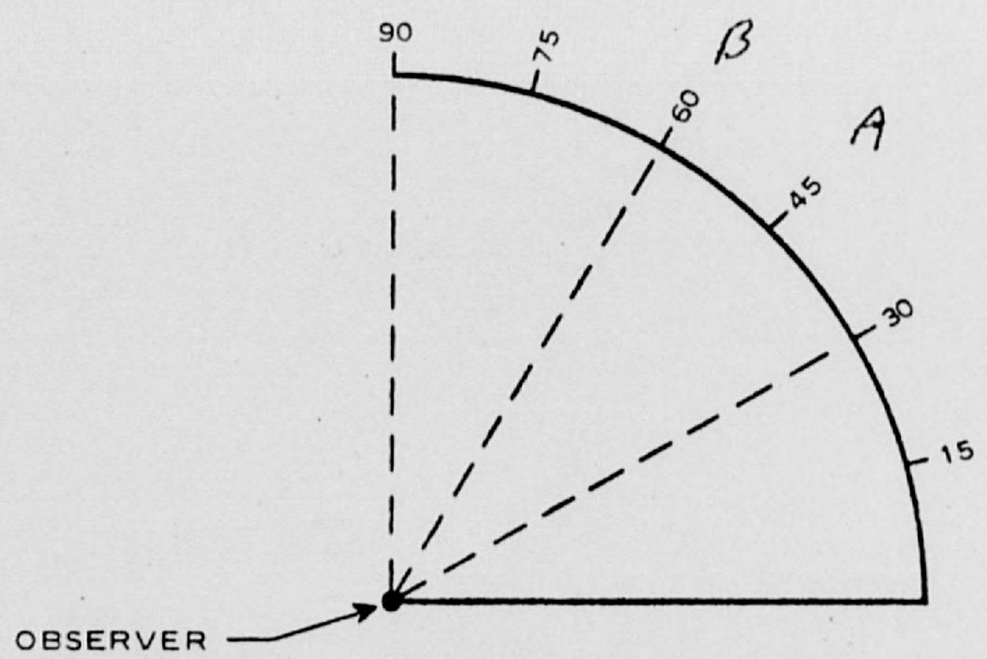

AF FORM AUG 67 117

6A. NOW IMAGINE YOU ARE AT THE CENTER OF THE COMPASS ROSE. PLACE AN "A" ON THE COMPASS TO INDICATE THE DIRECTION TO THE PHENOMENON WHEN FIRST SEEN. PLACE A "B" ON THE COMPASS TO INDICATE THE DIRECTION TO THE PHENOMENON WHEN LAST SEEN.

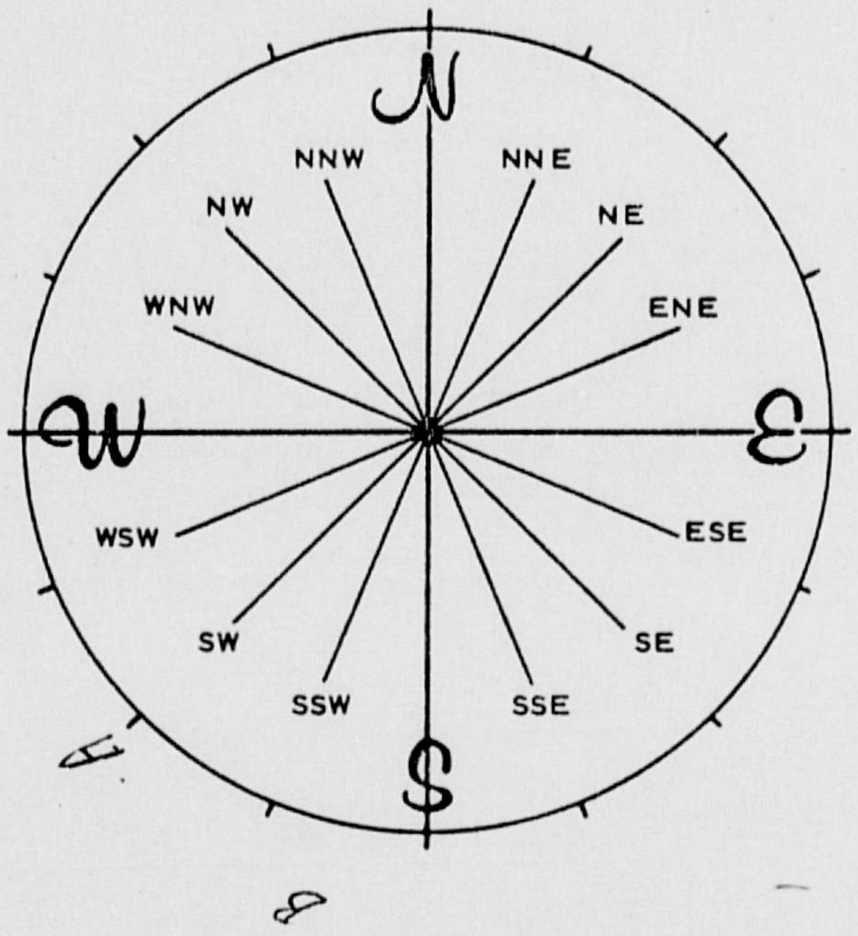

7. IN THE SKETCH BELOW, PLACE AN "A" AT THE POSITION OF THE PHENOMENON WHEN FIRST SEEN, AND A "B" AT THE POSITION OF THE PHENOMENON WHEN LAST SEEN. CONNECT THE "A" AND "B" WITH A LINE TO APPROXIMATE THE MOVEMENT OF THE PHENOMENON BETWEEN "A" AND "B". THAT IS, SCHEMATICALLY SHOW WHETHER THE MOVEMENT APPEARED TO BE STRAIGHT, CURVED OR ZIG-ZAG. REFER TO SMALLER SKETCH AS AN EXAMPLE OF HOW TO COMPLETE THE LARGER SKETCH.

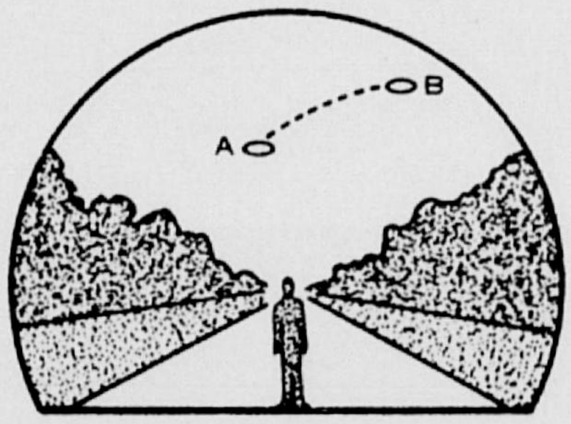



8. WHERE WERE YOU WHEN YOU SAW THE PHENOMENON? *(Check appropriate blocks.)*

X	OUTDOORS		IN BUSINESS SECTION OF CITY
	IN BUILDING	X	IN RESIDENTIAL SECTION OF CITY
	IN CAR ☐ AS DRIVER ☐ AS PASSENGER		IN OPEN COUNTRYSIDE
	IN BOAT		NEAR AIRFIELD
	IN AIRPLANE ☐ AS PILOT ☐ AS PASSENGER		FLYING OVER CITY
	OTHER		FLYING OVER OPEN COUNTRY
			OTHER

A. IF YOU WERE IN A VEHICLE, COMPLETE THE FOLLOWING:

WHAT DIRECTION WERE YOU MOVING?				HOW FAST WERE YOU MOVING?
	NORTH		EAST	
	SOUTH		WEST	DID YOU STOP ANYTIME WHILE OBSERVING THE PHENOMENON?
	NORTHEAST		SOUTHEAST	
	NORTHWEST		SOUTHWEST	☐ YES ☐ NO

EXPLAIN WHETHER SUCH MOVEMENT AFFECTS YOUR SKETCHES IN ITEMS 5 AND 6.

DESCRIBE TYPE OF VEHICLE YOU WERE IN AND TYPE OF ROAD, TERRAIN OR BODY OF WATER YOU TRAVERSED DURING THE SIGHTING. STATE WHETHER WINDOWS OR CONVERTIBLE TOP WERE UP OR DOWN.

HOW MUCH OTHER TRAFFIC WAS THERE?

DID YOU NOTICE ANY AIRPLANES? ☒ YES ☐ NO. IF "YES," DESCRIBE WHEN THEY WERE IN SIGHT RELATIVE TO THE TIME OF SIGHTING THE PHENOMENON AND WHERE THEY WERE IN THE SKY RELATIVE TO THE POSITION OF THE PHENOMENON.

We heard an airplane about 10:20 pm I don't know what area it was in.

9. HOW LONG WAS THE PHENOMENON IN SIGHT?

LENGTH OF TIME				
2 or 3 minutes		CERTAIN OF TIME		NOT VERY SURE
		FAIRLY CERTAIN	X	JUST A GUESS

HOW WAS TIME DETERMINED?
just a guess didn't realize this would ever be necessary

WAS THE PHENOMENON IN SIGHT CONTINUOUSLY? ☒ YES ☐ NO. IF "NO," INDICATE WHETHER THIS IS DUE TO YOUR MOVEMENT OR THE BEHAVIOR OF THE PHENOMENON, AND DESCRIBE SUCH MOVEMENT OR BEHAVIOR. INDICATE DISAPPEARANCES ON PREVIOUS SKETCHES.

just went into the Southern horizon



10. IF THERE WERE MORE THAN ONE PHENOMENON, HOW MANY WERE THERE? DRAW A PICTURE TO SHOW HOW THEY WERE ARRANGED. DID THIS ARRANGEMENT CHANGE DURING THE SIGHTING?

11. CONDITIONS *(Check appropriate blocks.)*

A. SKY		B. WEATHER			
	DAY		CUMULUS CLOUDS *(Low fluffy)*		FOG OR MIST
	TWILIGHT		CIRRUS CLOUDS *(High fleecy or Herring-bone)*		HEAVY RAIN
X	NIGHT				LIGHT RAIN OR DRIZZLE
X	CLEAR		NIMBUS CLOUDS *(Rain)*		HAIL
	PARTLY CLOUDY		CUMULONIMBUS CLOUDS *(Thunderstorms)*		SNOW OR SLEET
	COMPLETELY OVERCAST				UNKNOWN
			HAZE OR SMOG		NONE OF THE ABOVE

C. IF THE SIGHTING WAS AT TWILIGHT OR NIGHT, WHAT DID YOU NOTICE ABOUT THE STARS AND MOON?

(1) STARS		(2) MOON			
	NONE		BRIGHT MOONLIGHT		NO MOONLIGHT
	A FEW		MOON WITH HALO	X	UNKNOWN
	MANY		MOON HIDDEN BY CLOUDS		
X	UNKNOWN		PARTIAL *(New or quarter)*		

D. IF SIGHTING WAS IN DAYLIGHT, WAS THE SUN VISIBLE? ☐ YES ☐ NO. IF "YES," WHERE WAS THE SUN AS YOU FACED THE PHENOMENON?

	IN FRONT OF YOU		TO YOUR RIGHT		OVERHEAD *(Near noon)*
	IN BACK OF YOU		TO YOUR LEFT		UNKNOWN

E. SPECIFY THE MAJOR SOURCE OF ILLUMINATION PRESENT DURING THE SIGHTING, SUCH AS THE SUN, HEADLIGHTS OR STREET LAMP, ETC. FOR TERRESTRIAL ILLUMINATION, SPECIFY DISTANCE TO LIGHT SOURCE.

at 950 daylight saving time it is almost dark but not completely

12. GIVE A BRIEF DESCRIPTION OF THE PHENOMENON, INDICATING WHETHER IT APPEARED DARK OR LIGHT, WHETHER IT REFLECTED LIGHT OR WAS SELF-LUMINOUS AND WHAT COLORS YOU NOTICED. DESCRIBE YOUR IMPRESSION OF WHETHER IT WAS SOLID OR TRANSPARENT, WHETHER EDGES WERE SHARP OR FUZZY. DESCRIBE THE SHAPE OR INDICATE IF IT APPEARED AS A POINT OF LIGHT. INDICATE COMPARISONS WITH OTHER OBSERVED OBJECTS, LIKE STARS, A LIGHT OR OTHER OBJECT IN YOUR FIELD OF VIEW.

the object appeared to have a number of lights with a dark area that seemed to be rotating around the object The object had 2 rows of lights one on top of the other the black covered both rows when it came around.

13. DID THE PHENOMENON	YES	NO	UNKNOWN
MOVE IN A STRAIGHT LINE?		✓	
STAND STILL AT ANYTIME? it slowed when it circled			
~~SUDDENLY~~ SPEED UP AND RUN AWAY?	✓		
BREAK UP IN PARTS AND EXPLODE?		✓	
CHANGE COLOR?		✓	
GIVE OFF SMOKE?		✓	
CHANGE BRIGHTNESS?		✓	
CHANGE SHAPE?		✓	
FLASH OR FLICKER?		✓	
DISAPPEAR AND REAPPEAR?		✓	
SPIN LIKE A TOP? slower than a top			
MAKE A NOISE? we didn't hear it but our dog must have			
FLUTTER OR WOBBLE?		✓	

14. WHAT DREW YOUR ATTENTION TO THE PHENOMENON?

our daughter asked what it was

A. HOW DID IT FINALLY DISAPPEAR?

just went into the horizon

B. DID THE PHENOMENON MOVE BEHIND OR IN FRONT OF SOMETHING, LIKE A CLOUD, TREE, OR BUILDING AT ANY TIME?
☐ YES ☒ NO. IF "YES," DESCRIBE.

15. DRAW A PICTURE THAT WILL SHOW THE SHAPE OF THE PHENOMENON. INCLUDE AND LABEL ANY DETAILS THAT MIGHT HAVE APPEARED AS WINGS OR PROTRUSIONS, AND INDICATE EXHAUST OR VAPOR TRAILS. INDICATE BY AN ARROW THE DIRECTION THE PHENOMENON WAS MOVING.

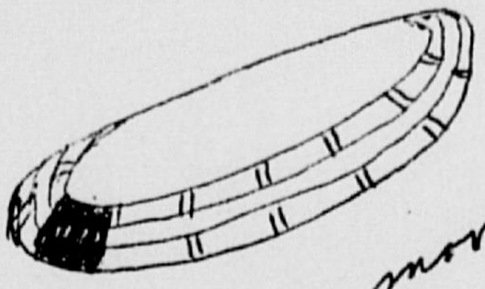

The dark area moved to the right sometimes you didn't see it when it must have been on the other side then it would come around the left side move along the object to the right then gone again

16. WHAT WAS THE ANGULAR SIZE? HOLD A MATCH AT ARM'S LENGTH IN FRONT OF A KNOWN OBJECT, SUCH AS A STREET LAMP OR THE MOON. NOTE HOW MUCH OF THE OBJECT IS COVERED BY THE HEAD OF THE MATCH. NOW IF YOU HAD BEEN ABLE TO PERFORM THIS EXPERIMENT AT THE TIME OF THE SIGHTING, ESTIMATE WHAT FRACTION OF THE PHENOMENON WOULD HAVE BEEN COVERED BY THE MATCH HEAD.

about 1/8th of the object about 3 finger widths would cover it.

17. DID YOU OBSERVE THE PHENOMENON THROUGH ANY OF THE FOLLOWING? INCLUDE INFORMATION ON MODEL, TYPE, FILTER, LENS PRESCRIPTION OR OTHER APPLICABLE DATA.

☐	EYEGLASSES	☐	CAMERA VIEWER
☐	SUNGLASSES	☐	BINOCULARS
☐	WINDSHIELD	☐	TELESCOPE
☐	SIDE WINDOW OF VEHICLE	☐	THEODOLITE
☐	WINDOWPANE	☐	OTHER

A. DO YOU ORDINARILY WEAR GLASSES? ☐ YES ☒ NO

B. DO YOU USE READING GLASSES? ☐ YES ☒ NO

18. WHAT WAS YOUR IMPRESSION OF THE SPEED OF THE PHENOMENON? GIVE ESTIMATE OF SPEED fast

19. WHAT WAS YOUR IMPRESSION OF THE DISTANCE OF THE PHENOMENON? GIVE ESTIMATE OF DISTANCE 1 mile

20. IN ORDER THAT WE MAY OBTAIN AS CLEAR A PICTURE AS POSSIBLE OF WHAT YOU SAW, DESCRIBE IN YOUR OWN WORDS A COMMON OBJECT OR OBJECTS WHICH, WHEN PLACED IN THE SKY, SIMILAR TO WHERE YOU NOTED THE PHENOMENON, WOULD BEAR SOME RESEMBLANCE TO WHAT YOU SAW. DESCRIBE SIMILARITIES AND DIFFERENCES BETWEEN THE COMMON OBJECT AND WHAT YOU SAW.

a huge tire with windows and a light behind each one about 25 ft in diameter and 5 ft high

21. DID YOU NOTICE ANY ODOR, NOISE, OR HEAT EMANATING FROM THE PHENOMENON OR ANY EFFECT ON YOURSELF, ANIMALS OR MACHINERY IN THE VICINITY? ☒ YES ☐ NO. IF "YES," DESCRIBE.

There was no noise that any of us heard but our dog ran to the end of the yard in the direction of the object barking + stayed upset after it was gone

A. DID THE PHENOMENON DISTURB THE GROUND OR LEAVE ANY PHYSICAL EVIDENCE. ☐ YES ☒ NO. IF "YES," DESCRIBE.

22. HAVE YOU EVER SEEN THIS OR A SIMILAR PHENOMENON BEFORE? ☐ YES ☒ NO. IF "YES," GIVE DATE AND LOCATION.

23. WAS ANYONE WITH YOU AT THE TIME YOU SAW THE PHENOMENON? ☒ YES ☐ NO. IF "YES," DID THEY SEE IT TOO? ☒ YES ☐ NO.

A. LIST THEIR NAMES AND ADDRESSES

[redacted] (daughter) (husband) } [redacted] Dayton Ohio 45432

24. GIVE THE FOLLOWING INFORMATION ABOUT YOURSELF

LAST NAME, FIRST NAME, MIDDLE NAME [redacted]

ADDRESS (Street, City, State and Zip Code) [redacted] Dayton O. 45432

TELEPHONE (Area code and number)	AGE		MALE		FEMALE
[redacted]	37			X	

INDICATE ADDITIONAL INFORMATION INCLUDING OCCUPATION AND ANY EXPERIENCE WHICH MAY BE PERTINENT.

Employed at [redacted] Woodman Dr Dayton for 19 yrs. I don't think I ever believed anyone who said they saw UFO's, butt I believe now what I saw was quite out of the ordinary.

We have boated for years and are rather use to seeing objects in the water at night so we realize how different things look at night. Our boating has been Lake Erie + Ohio River.

25. WHEN AND TO WHOM DID YOU REPORT THAT YOU HAD SIGHTED THIS PHENOMENON?

NAME Wright Patterson UFO station DAY 28 MONTH JUNE YEAR 1968

26. DATE YOU COMPLETED THIS QUESTIONNAIRE.

DAY 9 MONTH JULY YEAR 1968

Daily - 6 reported that the object was an airplane with red light lights advised of Steve. Ford. - Guess the blood from the wall Mabsett [redacted]

AFR 80-17(C1)

SIGHTING OF UNIDENTIFIED PHENOMENA QUESTIONNAIRE

BUDGET BUREAU APPROVAL NUMBER 21-R258

THIS QUESTIONNAIRE HAS BEEN PREPARED SO THAT YOU CAN GIVE THE U.S. AIR FORCE AS MUCH INFORMATION AS POSSIBLE CONCERNING THE UNIDENTIFIED PHENOMENON THAT YOU HAVE OBSERVED. PLEASE TRY TO ANSWER ALL OF THE QUESTIONS. THE INFORMATION YOU GIVE WILL BE USED FOR RESEARCH PURPOSES. YOUR NAME WILL NOT BE USED IN CONNECTION WITH ANY OF YOUR STATEMENTS OR CONCLUSIONS WITHOUT YOUR PERMISSION. RETURN TO AIR FORCE BASE INVESTIGATOR FOR FORWARDING TO FTD (TDETR), WRIGHT-PATTERSON AFB, OHIO 45433, IAW AFR 80-17. *(IF ADDITIONAL SHEETS ARE NEEDED FOR NARRATIVE OR SKETCHES ATTACH SECURELY TO THIS FORM OR ANNOTATE WITH YOUR NAME FOR IDENTIFICATION.)*

1. WHEN DID YOU SEE THE PHENOMENON?
DAY 28 MONTH Jun YEAR 68

2. WHAT TIME DID YOU FIRST SIGHT THE PHENOMENON?
HOUR _____ MINUTES _____ ☐ A.M. ☐ P.M.

3. WHAT TIME DID YOU LAST SIGHT THE PHENOMENON?
HOUR _____ MINUTES _____ ☐ A.M. ☐ P.M.

4. TIME / ZONE ☐ DAYLIGHT SAVINGS ☐ STANDARD
☐ EASTERN ☐ CENTRAL ☐ MOUNTAIN ☐ PACIFIC ☐ OTHER

5. WHERE WERE YOU WHEN YOU SAW THE PHENOMENON? IF IN CITY, GIVE THE NEAREST STREET ADDRESS AND INDICATE ON A HAND DRAWN MAP WHERE YOU WERE STANDING WITH REFERENCE TO THE ADDRESS. IF IN THE COUNTRY, IDENTIFY THE HIGHWAY YOU WERE ON OR NEAR AND TRY TO FIX A DISTANCE AND DIRECTION FROM SOME RECOGNIZABLE LANDMARK.

6. IMAGINE YOU ARE AT THE POINT SHOWN IN THE SKETCH, PLACE AN "A" ON THE CURVED LINE TO SHOW HOW HIGH THE PHENOMENON WAS ABOVE THE HORIZON, OR SKYLINE. WHEN FIRST SEEN. PLACE A "B" ON THE SAME CURVED LINE TO SHOW HOW HIGH ABOVE THE HORIZON THE PHENOMENON WAS WHEN LAST SEEN.

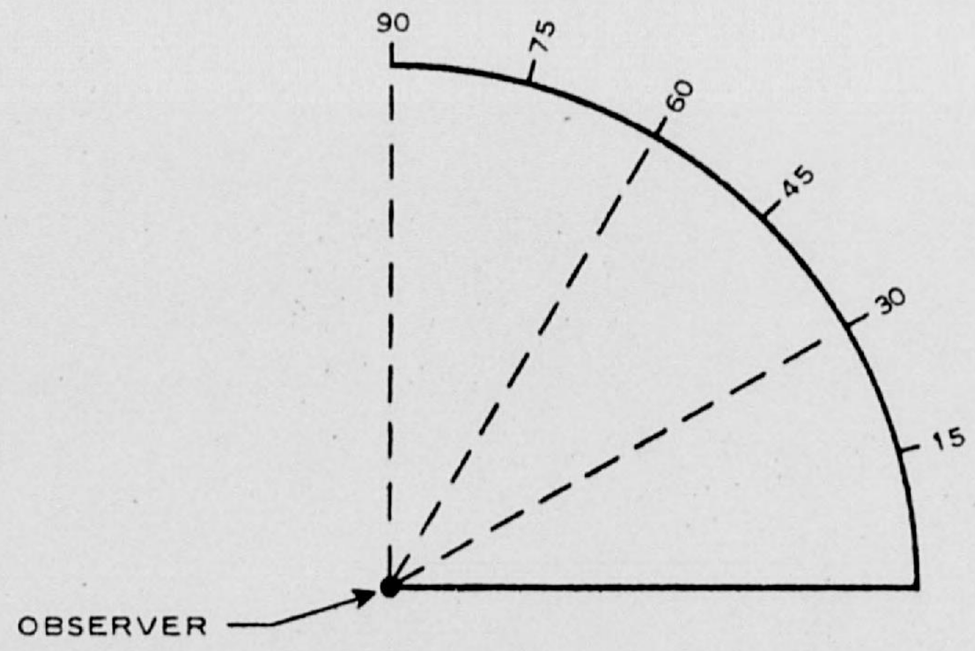

AF FORM AUG 67 117

6A. NOW IMAGINE YOU ARE AT THE CENTER OF THE COMPASS ROSE. PLACE AN "A" ON THE COMPASS TO INDICATE THE DIRECTION TO THE PHENOMENON WHEN FIRST SEEN. PLACE A "B" ON THE COMPASS TO INDICATE THE DIRECTION TO THE PHENOMENON WHEN LAST SEEN.

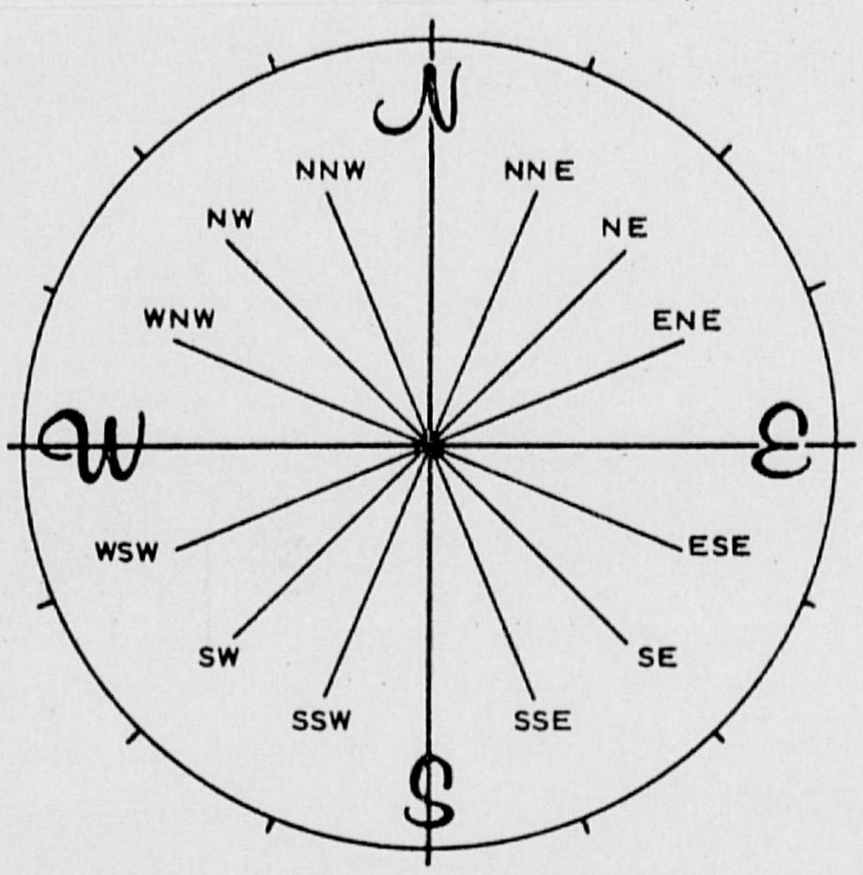

7. IN THE SKETCH BELOW, PLACE AN "A" AT THE POSITION OF THE PHENOMENON WHEN FIRST SEEN, AND A "B" AT THE POSITION OF THE PHENOMENON WHEN LAST SEEN. CONNECT THE "A" AND "B" WITH A LINE TO APPROXIMATE THE MOVEMENT OF THE PHENOMENON BETWEEN "A" AND "B". THAT IS, SCHEMATICALLY SHOW WHETHER THE MOVEMENT APPEARED TO BE STRAIGHT, CURVED OR ZIG-ZAG. REFER TO SMALLER SKETCH AS AN EXAMPLE OF HOW TO COMPLETE THE LARGER SKETCH.



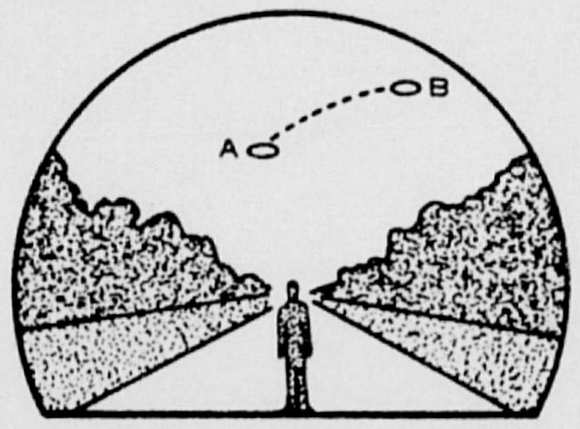

8.	WHERE WERE YOU WHEN YOU SAW THE PHENOMENON? *(Check appropriate blocks.)*		
	OUTDOORS		IN BUSINESS SECTION OF CITY
	IN BUILDING		IN RESIDENTIAL SECTION OF CITY
	IN CAR ☐ AS DRIVER ☐ AS PASSENGER		IN OPEN COUNTRYSIDE
	IN BOAT		NEAR AIRFIELD
	IN AIRPLANE ☐ AS PILOT ☐ AS PASSENGER		FLYING OVER CITY
	OTHER		FLYING OVER OPEN COUNTRY
			OTHER

A. IF YOU WERE IN A VEHICLE, COMPLETE THE FOLLOWING:

WHAT DIRECTION WERE YOU MOVING?				HOW FAST WERE YOU MOVING?
	NORTH		EAST	
	SOUTH		WEST	DID YOU STOP ANYTIME WHILE OBSERVING THE PHENOMENON? ☐ YES ☐ NO
	NORTHEAST		SOUTHEAST	
	NORTHWEST		SOUTHWEST	

EXPLAIN WHETHER SUCH MOVEMENT AFFECTS YOUR SKETCHES IN ITEMS 5 AND 6.

DESCRIBE TYPE OF VEHICLE YOU WERE IN AND TYPE OF ROAD, TERRAIN OR BODY OF WATER YOU TRAVERSED DURING THE SIGHTING. STATE WHETHER WINDOWS OR CONVERTIBLE TOP WERE UP OR DOWN.

HOW MUCH OTHER TRAFFIC WAS THERE?

DID YOU NOTICE ANY AIRPLANES? ☐ YES ☐ NO. IF "YES," DESCRIBE WHEN THEY WERE IN SIGHT RELATIVE TO THE TIME OF SIGHTING THE PHENOMENON AND WHERE THEY WERE IN THE SKY RELATIVE TO THE POSITION OF THE PHENOMENON.

9.	HOW LONG WAS THE PHENOMENON IN SIGHT?				
LENGTH OF TIME			CERTAIN OF TIME		NOT VERY SURE
			FAIRLY CERTAIN		JUST A GUESS

HOW WAS TIME DETERMINED?

WAS THE PHENOMENON IN SIGHT CONTINUOUSLY? ☐ YES ☐ NO. IF "NO," INDICATE WHETHER THIS IS DUE TO YOUR MOVEMENT OR THE BEHAVIOR OF THE PHENOMENON, AND DESCRIBE SUCH MOVEMENT OR BEHAVIOR. INDICATE DISAPPEARANCES ON PREVIOUS SKETCHES.

10. IF THERE WERE MORE THAN ONE PHENOMENON, HOW MANY WERE THERE? DRAW A PICTURE TO SHOW HOW THEY WERE ARRANGED. DID THIS ARRANGEMENT CHANGE DURING THE SIGHTING?

11. CONDITIONS *(Check appropriate blocks.)*

A. SKY		B. WEATHER			
	DAY		CUMULUS CLOUDS *(Low fluffy)*		FOG OR MIST
	TWILIGHT		CIRRUS CLOUDS *(High fleecy or Herring-bone)*		HEAVY RAIN
	NIGHT				LIGHT RAIN OR DRIZZLE
	CLEAR		NIMBUS CLOUDS *(Rain)*		HAIL
	PARTLY CLOUDY		CUMULONIMBUS CLOUDS *(Thunderstorms)*		SNOW OR SLEET
	COMPLETELY OVERCAST				UNKNOWN
			HAZE OR SMOG		NONE OF THE ABOVE

C. IF THE SIGHTING WAS AT TWILIGHT OR NIGHT, WHAT DID YOU NOTICE ABOUT THE STARS AND MOON?

(1) STARS		(2) MOON			
	NONE		BRIGHT MOONLIGHT		NO MOONLIGHT
	A FEW		MOON WITH HALO		UNKNOWN
	MANY		MOON HIDDEN BY CLOUDS		
	UNKNOWN		PARTIAL *(New or quarter)*		

D. IF SIGHTING WAS IN DAYLIGHT, WAS THE SUN VISIBLE? ☐ YES ☐ NO. IF "YES," WHERE WAS THE SUN AS YOU FACED THE PHENOMENON?

	IN FRONT OF YOU		TO YOUR RIGHT		OVERHEAD *(Near noon)*
	IN BACK OF YOU		TO YOUR LEFT		UNKNOWN

E. SPECIFY THE MAJOR SOURCE OF ILLUMINATION PRESENT DURING THE SIGHTING, SUCH AS THE SUN, HEADLIGHTS OR STREET LAMP, ETC. FOR TERRESTRIAL ILLUMINATION, SPECIFY DISTANCE TO LIGHT SOURCE.

12. GIVE A BRIEF DESCRIPTION OF THE PHENOMENON, INDICATING WHETHER IT APPEARED DARK OR LIGHT, WHETHER IT REFLECTED LIGHT OR WAS SELF-LUMINOUS AND WHAT COLORS YOU NOTICED. DESCRIBE YOUR IMPRESSION OF WHETHER IT WAS SOLID OR TRANSPARENT, WHETHER EDGES WERE SHARP OR FUZZY. DESCRIBE THE SHAPE OR INDICATE IF IT APPEARED AS A POINT OF LIGHT. INDICATE COMPARISONS WITH OTHER OBSERVED OBJECTS, LIKE STARS, A LIGHT OR OTHER OBJECT IN YOUR FIELD OF VIEW.

8. WHERE WERE YOU WHEN YOU SAW THE PHENOMENON? *(Check appropriate blocks.)*

	OUTDOORS		IN BUSINESS SECTION OF CITY
	IN BUILDING		IN RESIDENTIAL SECTION OF CITY
	IN CAR ☐ AS DRIVER ☐ AS PASSENGER		IN OPEN COUNTRYSIDE
	IN BOAT		NEAR AIRFIELD
	IN AIRPLANE ☐ AS PILOT ☐ AS PASSENGER		FLYING OVER CITY
	OTHER		FLYING OVER OPEN COUNTRY
			OTHER

A. IF YOU WERE IN A VEHICLE, COMPLETE THE FOLLOWING:

WHAT DIRECTION WERE YOU MOVING?

	NORTH		EAST
	SOUTH		WEST
	NORTHEAST		SOUTHEAST
	NORTHWEST		SOUTHWEST

HOW FAST WERE YOU MOVING?

DID YOU STOP ANYTIME WHILE OBSERVING THE PHENOMENON?

☐ YES ☐ NO

EXPLAIN WHETHER SUCH MOVEMENT AFFECTS YOUR SKETCHES IN ITEMS 5 AND 6.

DESCRIBE TYPE OF VEHICLE YOU WERE IN AND TYPE OF ROAD, TERRAIN OR BODY OF WATER YOU TRAVERSED DURING THE SIGHTING. STATE WHETHER WINDOWS OR CONVERTIBLE TOP WERE UP OR DOWN.

HOW MUCH OTHER TRAFFIC WAS THERE?

DID YOU NOTICE ANY AIRPLANES? ☐ YES ☐ NO. IF "YES," DESCRIBE WHEN THEY WERE IN SIGHT RELATIVE TO THE TIME OF SIGHTING THE PHENOMENON AND WHERE THEY WERE IN THE SKY RELATIVE TO THE POSITION OF THE PHENOMENON.

9. HOW LONG WAS THE PHENOMENON IN SIGHT?

LENGTH OF TIME		CERTAIN OF TIME		NOT VERY SURE
		FAIRLY CERTAIN		JUST A GUESS

HOW WAS TIME DETERMINED?

WAS THE PHENOMENON IN SIGHT CONTINUOUSLY? ☐ YES ☐ NO. IF "NO," INDICATE WHETHER THIS IS DUE TO YOUR MOVEMENT OR THE BEHAVIOR OF THE PHENOMENON, AND DESCRIBE SUCH MOVEMENT OR BEHAVIOR. INDICATE DISAPPEARANCES ON PREVIOUS SKETCHES.

10. IF THERE WERE MORE THAN ONE PHENOMENON, HOW MANY WERE THERE? DRAW A PICTURE TO SHOW HOW THEY WERE ARRANGED. DID THIS ARRANGEMENT CHANGE DURING THE SIGHTING?

11. CONDITIONS *(Check appropriate blocks.)*

A. SKY		B. WEATHER			
	DAY		CUMULUS CLOUDS *(Low fluffy)*		FOG OR MIST
	TWILIGHT		CIRRUS CLOUDS *(High fleecy or Herring-bone)*		HEAVY RAIN
	NIGHT				LIGHT RAIN OR DRIZZLE
	CLEAR		NIMBUS CLOUDS *(Rain)*		HAIL
	PARTLY CLOUDY		CUMULONIMBUS CLOUDS *(Thunderstorms)*		SNOW OR SLEET
	COMPLETELY OVERCAST				UNKNOWN
			HAZE OR SMOG		NONE OF THE ABOVE

C. IF THE SIGHTING WAS AT TWILIGHT OR NIGHT, WHAT DID YOU NOTICE ABOUT THE STARS AND MOON?

(1) STARS		(2) MOON		
	NONE		BRIGHT MOONLIGHT	NO MOONLIGHT
	A FEW		MOON WITH HALO	UNKNOWN
	MANY		MOON HIDDEN BY CLOUDS	
	UNKNOWN		PARTIAL *(New or quarter)*	

D. IF SIGHTING WAS IN DAYLIGHT, WAS THE SUN VISIBLE? ☐ YES ☐ NO. IF "YES," WHERE WAS THE SUN AS YOU FACED THE PHENOMENON?

IN FRONT OF YOU		TO YOUR RIGHT	OVERHEAD *(Near noon)*
IN BACK OF YOU		TO YOUR LEFT	UNKNOWN

E. SPECIFY THE MAJOR SOURCE OF ILLUMINATION PRESENT DURING THE SIGHTING, SUCH AS THE SUN, HEADLIGHTS OR STREET LAMP, ETC. FOR TERRESTRIAL ILLUMINATION, SPECIFY DISTANCE TO LIGHT SOURCE.

12. GIVE A BRIEF DESCRIPTION OF THE PHENOMENON, INDICATING WHETHER IT APPEARED DARK OR LIGHT, WHETHER IT REFLECTED LIGHT OR WAS SELF-LUMINOUS AND WHAT COLORS YOU NOTICED. DESCRIBE YOUR IMPRESSION OF WHETHER IT WAS SOLID OR TRANSPARENT, WHETHER EDGES WERE SHARP OR FUZZY. DESCRIBE THE SHAPE OR INDICATE IF IT APPEARED AS A POINT OF LIGHT. INDICATE COMPARISONS WITH OTHER OBSERVED OBJECTS, LIKE STARS, A LIGHT OR OTHER OBJECT IN YOUR FIELD OF VIEW.

13. DID THE PHENOMENON	YES	NO	UNKNOWN
MOVE IN A STRAIGHT LINE?			
STAND STILL AT ANYTIME?			
SUDDENLY SPEED UP AND RUN AWAY?			
BREAK UP IN PARTS AND EXPLODE?			
CHANGE COLOR?			
GIVE OFF SMOKE?			
CHANGE BRIGHTNESS?			
CHANGE SHAPE?			
FLASH OR FLICKER?			
DISAPPEAR AND REAPPEAR?			
SPIN LIKE A TOP?			
MAKE A NOISE?			
FLUTTER OR WOBBLE?			

14. WHAT DREW YOUR ATTENTION TO THE PHENOMENON?

A. HOW DID IT FINALLY DISAPPEAR?

B. DID THE PHENOMENON MOVE BEHIND OR IN FRONT OF SOMETHING, LIKE A CLOUD, TREE, OR BUILDING AT ANY TIME?
☐ YES ☐ NO. IF "YES," DESCRIBE.

15. DRAW A PICTURE THAT WILL SHOW THE SHAPE OF THE PHENOMENON. INCLUDE AND LABEL ANY DETAILS THAT MIGHT HAVE APPEARED AS WINGS OR PROTRUSIONS, AND INDICATE EXHAUST OR VAPOR TRAILS. INDICATE BY AN ARROW THE DIRECTION THE PHENOMENON WAS MOVING.

16. WHAT WAS THE ANGULAR SIZE? HOLD A MATCH AT ARM'S LENGTH IN FRONT OF A KNOWN OBJECT, SUCH AS A STREET LAMP OR THE MOON. NOTE HOW MUCH OF THE OBJECT IS COVERED BY THE HEAD OF THE MATCH. NOW IF YOU HAD BEEN ABLE TO PERFORM THIS EXPERIMENT AT THE TIME OF THE SIGHTING, ESTIMATE WHAT FRACTION OF THE PHENOMENON WOULD HAVE BEEN COVERED BY THE MATCH HEAD.

17. DID YOU OBSERVE THE PHENOMENON THROUGH ANY OF THE FOLLOWING? INCLUDE INFORMATION ON MODEL, TYPE, FILTER, LENS PRESCRIPTION OR OTHER APPLICABLE DATA.

	EYEGLASSES		CAMERA VIEWER
	SUNGLASSES		BINOCULARS
	WINDSHIELD		TELESCOPE
	SIDE WINDOW OF VEHICLE		THEODOLITE
	WINDOWPANE		OTHER

A. DO YOU ORDINARILY WEAR GLASSES? ☐ YES ☐ NO

B. DO YOU USE READING GLASSES? ☐ YES ☐ NO

18. WHAT WAS YOUR IMPRESSION OF THE SPEED OF THE PHENOMENON? GIVE ESTIMATE OF SPEED _____.

19. WHAT WAS YOUR IMPRESSION OF THE DISTANCE OF THE PHENOMENON? GIVE ESTIMATE OF DISTANCE _____.

20. IN ORDER THAT WE MAY OBTAIN AS CLEAR A PICTURE AS POSSIBLE OF WHAT YOU SAW, DESCRIBE IN YOUR OWN WORDS A COMMON OBJECT OR OBJECTS WHICH, WHEN PLACED IN THE SKY, SIMILAR TO WHERE YOU NOTED THE PHENOMENON, WOULD BEAR SOME RESEMBLANCE TO WHAT YOU SAW. DESCRIBE SIMILARITIES AND DIFFERENCES BETWEEN THE COMMON OBJECT AND WHAT YOU SAW.

21. DID YOU NOTICE ANY ODOR, NOISE, OR HEAT EMANATING FROM THE PHENOMENON OR ANY EFFECT ON YOURSELF, ANIMALS OR MACHINERY IN THE VICINITY? ☐ YES ☐ NO. IF "YES," DESCRIBE.

A. DID THE PHENOMENON DISTURB THE GROUND OR LEAVE ANY PHYSICAL EVIDENCE. ☐ YES ☐ NO. IF "YES," DESCRIBE.

22. HAVE YOU EVER SEEN THIS OR A SIMILAR PHENOMENON BEFORE? ☐ YES ☐ NO. IF "YES," GIVE DATE AND LOCATION.

23. WAS ANYONE WITH YOU AT THE TIME YOU SAW THE PHENOMENON? ☐ YES ☐ NO. IF "YES," DID THEY SEE IT TOO? ☐ YES ☐ NO.

A. LIST THEIR NAMES AND ADDRESSES

24. GIVE THE FOLLOWING INFORMATION ABOUT YOURSELF

LAST NAME, FIRST NAME, MIDDLE NAME

ADDRESS *(Street, City, State and Zip Code)*

TELEPHONE *(Area code and number)*	AGE		MALE		FEMALE

INDICATE ADDITIONAL INFORMATION INCLUDING OCCUPATION AND ANY EXPERIENCE WHICH MAY BE PERTINENT.

25. WHEN AND TO WHOM DID YOU REPORT THAT YOU HAD SIGHTED THIS PHENOMENON?

NAME _____ DAY _____ MONTH _____ YEAR _____

26. DATE YOU COMPLETED THIS QUESTIONNAIRE.

DAY _____ MONTH _____ YEAR _____

27. INFORMATION WHICH YOU FEEL IS PERTINENT BUT WHICH IS NOT ADEQUATELY COVERED IN THIS QUESTIONNAIRE, ALTERNATIVELY PROVIDE A NARRATIVE EXPLANATION OF THE SIGHTING.

58 yrs ago

DEPARTMENT OF THE AIR FORCE
HEADQUARTERS FOREIGN TECHNOLOGY DIVISION (AFSC)
WRIGHT-PATTERSON AIR FORCE BASE, OHIO 45433

REPLY TO ATTN OF: TDPT (UFO)

SUBJECT: UFO Observation, 28 June 1968

JUL 3 1968

TO: Mrs. [redacted] Road
Dayton, Ohio 45419

Reference your recent unidentified flying object sighting which you reported to the Air Force. The information which we have received is not sufficient for a scientific investigation. Request you complete the attached AF Form 117 and return it in the self-addressed envelope. Thank you for reporting your observation to the Air Force.

HECTOR QUINTANILLA, Jr, Lt Colonel, USAF
Chief, Aerial Phenomena Office
Aerospace Technologies Division
Production Directorate

1 Atch
AF Form 117 w/envelope

28 June 68

DEPARTMENT OF THE AIR FORCE
HEADQUARTERS FOREIGN TECHNOLOGY DIVISION (AFSC)
WRIGHT-PATTERSON AIR FORCE BASE, OHIO 45433

REPLY TO ATTN OF: TDPT (UFO)

SUBJECT: UFO Observation, 28 June 1968

JUL 3 1968

TO: Mr and Mrs [redacted]
[redacted] Road
Dayton, Ohio 45419

Reference your recent unidentified flying object sighting which you reported to the Air Force. The information which we have received is not sufficient for a scientific investigation. Request you complete the attached AF Form 117 and return it in the self-addressed envelope. Thank you for reporting your observation to the Air Force.

HECTOR QUINTANILLA, Jr, Lt Colonel, USAF
Chief, Aerial Phenomena Office
Aerospace Technologies Division
Production Directorate

1 Atch
AF Form 117 w/envelope

AFR 80-17(C1)

SIGHTING OF UNIDENTIFIED PHENOMENA QUESTIONNAIRE

BUDGET BUREAU APPROVAL NUMBER 21-R258

THIS QUESTIONNAIRE HAS BEEN PREPARED SO THAT YOU CAN GIVE THE U.S. AIR FORCE AS MUCH INFORMATION AS POSSIBLE CONCERNING THE UNIDENTIFIED PHENOMENON THAT YOU HAVE OBSERVED. PLEASE TRY TO ANSWER ALL OF THE QUESTIONS. THE INFORMATION YOU GIVE WILL BE USED FOR RESEARCH PURPOSES. YOUR NAME WILL NOT BE USED IN CONNECTION WITH ANY OF YOUR STATEMENTS OR CONCLUSIONS WITHOUT YOUR PERMISSION. RETURN TO AIR FORCE BASE INVESTIGATOR FOR FORWARDING TO FTD (TDETR), WRIGHT-PATTERSON AFB, OHIO 45433, IAW AFR 80-17. *(IF ADDITIONAL SHEETS ARE NEEDED FOR NARRATIVE OR SKETCHES ATTACH SECURELY TO THIS FORM OR ANNOTATE WITH YOUR NAME FOR IDENTIFICATION.)*

1. WHEN DID YOU SEE THE PHENOMENON?

DAY 28 MONTH June YEAR 65

2. WHAT TIME DID YOU FIRST SIGHT THE PHENOMENON?

HOUR 1010 MINUTES _____ ☐ A.M. ☑ P.M.

3. WHAT TIME DID YOU LAST SIGHT THE PHENOMENON?

HOUR 1025 MINUTES _____ ☐ A.M. ☑ P.M.

4. TIME / ZONE ☑ DAYLIGHT SAVINGS ☐ STANDARD

☑ EASTERN ☐ CENTRAL ☐ MOUNTAIN ☐ PACIFIC ☐ OTHER

5. WHERE WERE YOU WHEN YOU SAW THE PHENOMENON? IF IN CITY, GIVE THE NEAREST STREET ADDRESS AND INDICATE ON A HAND DRAWN MAP WHERE YOU WERE STANDING WITH REFERENCE TO THE ADDRESS. IF IN THE COUNTRY, IDENTIFY THE HIGHWAY YOU WERE ON OR NEAR AND TRY TO FIX A DISTANCE AND DIRECTION FROM SOME RECOGNIZABLE LANDMARK.

At residence

6. IMAGINE YOU ARE AT THE POINT SHOWN IN THE SKETCH, PLACE AN "A" ON THE CURVED LINE TO SHOW HOW HIGH THE PHENOMENON WAS ABOVE THE HORIZON, OR SKYLINE. WHEN FIRST SEEN. PLACE A "B" ON THE SAME CURVED LINE TO SHOW HOW HIGH ABOVE THE HORIZON THE PHENOMENON WAS WHEN LAST SEEN.

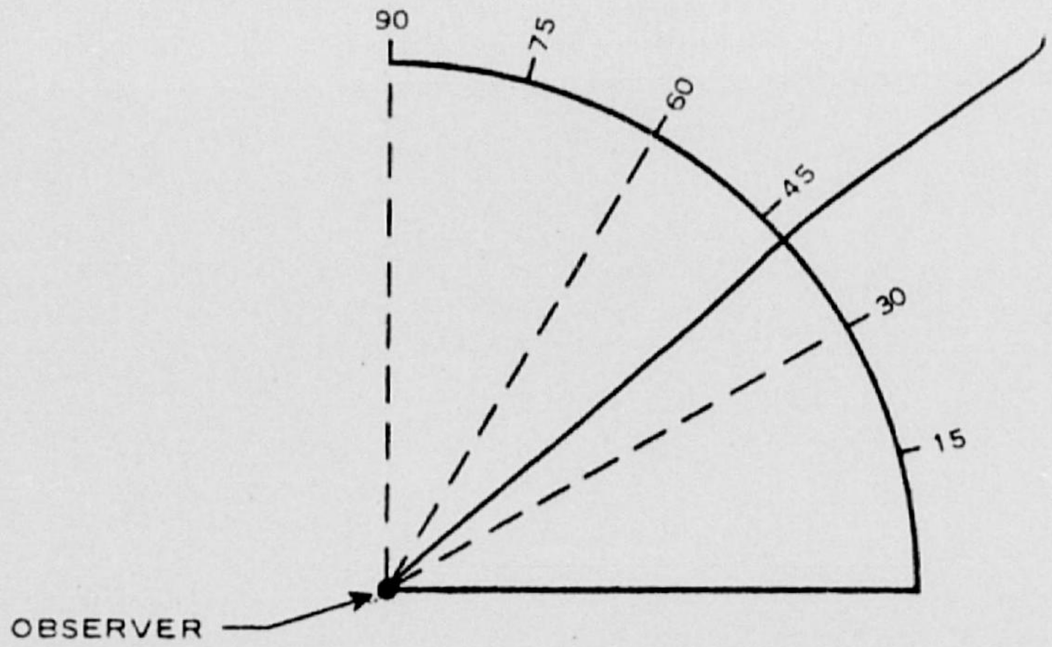

AF FORM AUG 67 117

6A. NOW IMAGINE YOU ARE AT THE CENTER OF THE COMPASS ROSE. PLACE AN "A" ON THE COMPASS TO INDICATE THE DIRECTION TO THE PHENOMENON WHEN FIRST SEEN. PLACE A "D" ON THE COMPASS TO INDICATE THE DIRECTION TO THE PHENOMENON WHEN LAST SEEN.

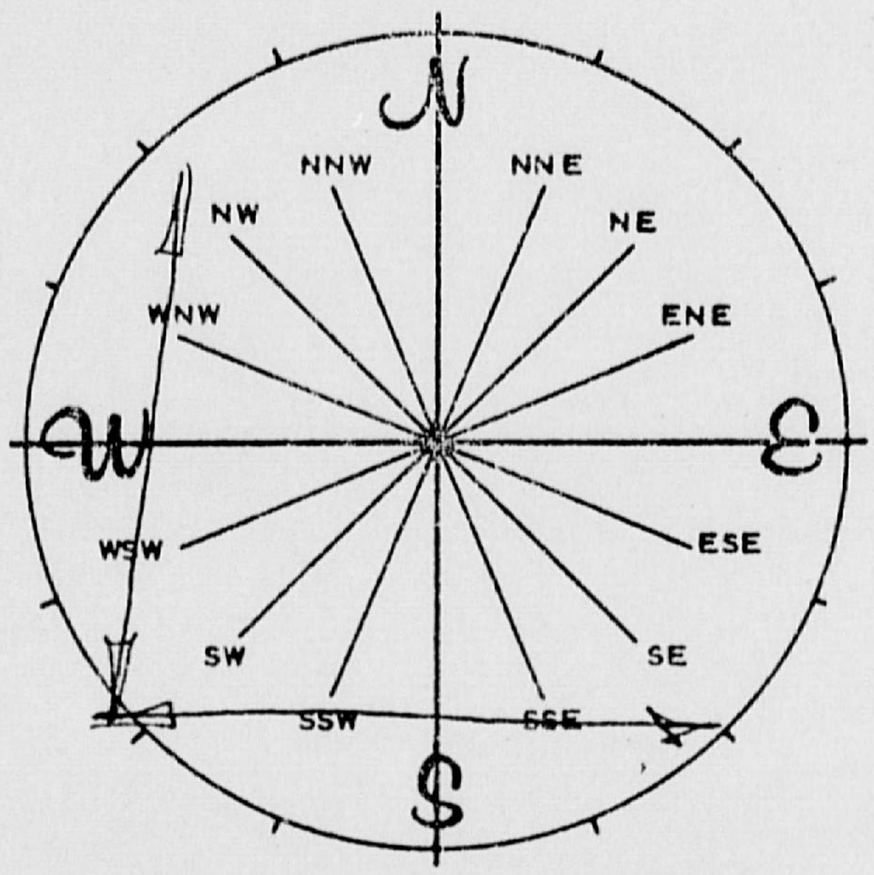

7. IN THE SKETCH BELOW, PLACE AN "A" AT THE POSITION OF THE PHENOMENON WHEN FIRST SEEN, AND A "B" AT THE POSITION OF THE PHENOMENON WHEN LAST SEEN. CONNECT THE "A" AND "B" WITH A LINE TO APPROXIMATE THE MOVEMENT OF THE PHENOMENON BETWEEN "A" AND "B". THAT IS, SCHEMATICALLY SHOW WHETHER THE MOVEMENT APPEARED TO BE STRAIGHT, CURVED OR ZIG-ZAG. REFER TO SMALLER SKETCH AS AN EXAMPLE OF HOW TO COMPLETE THE LARGER SKETCH.



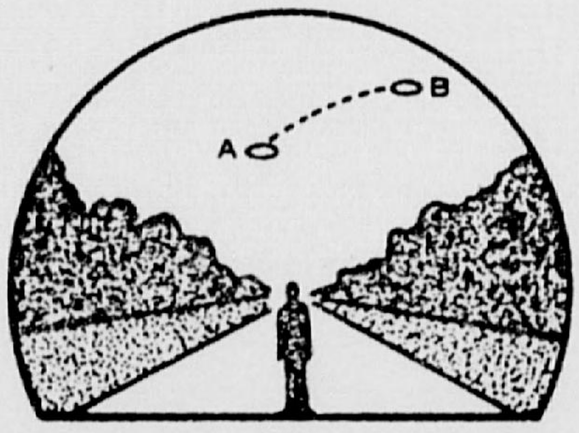

8.	WHERE WERE YOU WHEN YOU SAW THE PHENOMENON? *(Check appropriate blocks.)*		
✓	OUTDOORS		IN BUSINESS SECTION OF CITY
	IN BUILDING	✓	IN RESIDENTIAL SECTION OF CITY
	IN CAR ☐ AS DRIVER ☐ AS PASSENGER		IN OPEN COUNTRYSIDE
	IN BOAT		NEAR AIRFIELD
	IN AIRPLANE ☐ AS PILOT ☐ AS PASSENGER		FLYING OVER CITY
	OTHER		FLYING OVER OPEN COUNTRY
			OTHER

A.	IF YOU WERE IN A VEHICLE, COMPLETE THE FOLLOWING:			
	WHAT DIRECTION WERE YOU MOVING?			HOW FAST WERE YOU MOVING?
	NORTH		EAST	
	SOUTH		WEST	DID YOU STOP ANYTIME WHILE OBSERVING THE PHENOMENON?
	NORTHEAST		SOUTHEAST	
	NORTHWEST		SOUTHWEST	☐ YES ☐ NO

EXPLAIN WHETHER SUCH MOVEMENT AFFECTS YOUR SKETCHES IN ITEMS 5 AND 6.

DESCRIBE TYPE OF VEHICLE YOU WERE IN AND TYPE OF ROAD, TERRAIN OR BODY OF WATER YOU TRAVERSED DURING THE SIGHTING. STATE WHETHER WINDOWS OR CONVERTIBLE TOP WERE UP OR DOWN.

HOW MUCH OTHER TRAFFIC WAS THERE?

DID YOU NOTICE ANY AIRPLANES? ☐ YES ☐ NO. IF "YES," DESCRIBE WHEN THEY WERE IN SIGHT RELATIVE TO THE TIME OF SIGHTING THE PHENOMENON AND WHERE THEY WERE IN THE SKY RELATIVE TO THE POSITION OF THE PHENOMENON.

Lot of airplanes in area

9.	HOW LONG WAS THE PHENOMENON IN SIGHT?				
LENGTH OF TIME 20 Minutes		CERTAIN OF TIME		NOT VERY SURE
	✓	FAIRLY CERTAIN		JUST A GUESS

HOW WAS TIME DETERMINED?

Estmated

WAS THE PHENOMENON IN SIGHT CONTINUOUSLY? ☐ YES ☐ NO. IF "NO," INDICATE WHETHER THIS IS DUE TO YOUR MOVEMENT OR THE BEHAVIOR OF THE PHENOMENON, AND DESCRIBE SUCH MOVEMENT OR BEHAVIOR. INDICATE DISAPPEARANCES ON PREVIOUS SKETCHES.

lights went out & came back on.

10. IF THERE WERE MORE THAN ONE PHENOMENON, HOW MANY WERE THERE? DRAW A PICTURE TO SHOW HOW THEY WERE ARRANGED. DID THIS ARRANGEMENT CHANGE DURING THE SIGHTING?

11. CONDITIONS *(Check appropriate blocks.)*

A. SKY		B. WEATHER			
	DAY		CUMULUS CLOUDS *(Low fluffy)*		FOG OR MIST
	TWILIGHT		CIRRUS CLOUDS *(High fleecy or Herring-bone)*		HEAVY RAIN
✓	NIGHT				LIGHT RAIN OR DRIZZLE
✓	CLEAR		NIMBUS CLOUDS *(Rain)*		HAIL
	PARTLY CLOUDY		CUMULONIMBUS CLOUDS *(Thunderstorms)*		SNOW OR SLEET
	COMPLETELY OVERCAST				UNKNOWN
			HAZE OR SMOG		NONE OF THE ABOVE

C. IF THE SIGHTING WAS AT TWILIGHT OR NIGHT, WHAT DID YOU NOTICE ABOUT THE STARS AND MOON?

(1) STARS		(2) MOON			
	NONE	✓	~~BRIGHT~~ MOONLIGHT		NO MOONLIGHT
✓	A FEW		MOON WITH HALO		UNKNOWN
	MANY		MOON HIDDEN BY CLOUDS		
	UNKNOWN		PARTIAL *(New or quarter)*		

D. IF SIGHTING WAS IN DAYLIGHT, WAS THE SUN VISIBLE? ☐ YES ☐ NO. IF "YES," WHERE WAS THE SUN AS YOU FACED THE PHENOMENON?

	IN FRONT OF YOU		TO YOUR RIGHT		OVERHEAD *(Near noon)*
	IN BACK OF YOU		TO YOUR LEFT		UNKNOWN

E. SPECIFY THE MAJOR SOURCE OF ILLUMINATION PRESENT DURING THE SIGHTING, SUCH AS THE SUN, HEADLIGHTS OR STREET LAMP, ETC. FOR TERRESTRIAL ILLUMINATION, SPECIFY DISTANCE TO LIGHT SOURCE.

12. GIVE A BRIEF DESCRIPTION OF THE PHENOMENON, INDICATING WHETHER IT APPEARED DARK OR LIGHT, WHETHER IT REFLECTED LIGHT OR WAS SELF-LUMINOUS AND WHAT COLORS YOU NOTICED. DESCRIBE YOUR IMPRESSION OF WHETHER IT WAS SOLID OR TRANSPARENT, WHETHER EDGES WERE SHARP OR FUZZY. DESCRIBE THE SHAPE OR INDICATE IF IT APPEARED AS A POINT OF LIGHT. INDICATE COMPARISONS WITH OTHER OBSERVED OBJECTS, LIKE STARS, A LIGHT OR OTHER OBJECT IN YOUR FIELD OF VIEW.

Group of lights which blinked, moving across sky. Bright lights - no color. Lights went off & came back on in ripple fashion.

13. DID THE PHENOMENON	YES	NO	UNKNOWN
MOVE IN A STRAIGHT LINE?		✓	
STAND STILL AT ANYTIME?	✓		
SUDDENLY SPEED UP AND RUN AWAY?		✓	
BREAK UP IN PARTS AND EXPLODE?		✓	
CHANGE COLOR?		✓	
GIVE OFF SMOKE?		✓	
CHANGE BRIGHTNESS?		✓	
CHANGE SHAPE?		✓	
FLASH OR FLICKER?	✓		
DISAPPEAR AND REAPPEAR?		✓	
SPIN LIKE A TOP?			✓
MAKE A NOISE?	✓	✓	
FLUTTER OR WOBBLE?		✓	

14. WHAT DREW YOUR ATTENTION TO THE PHENOMENON?

Saw out window

A. HOW DID IT FINALLY DISAPPEAR?

Went away - may still there.

B. DID THE PHENOMENON MOVE BEHIND OR IN FRONT OF SOMETHING, LIKE A CLOUD, TREE, OR BUILDING AT ANY TIME?
☐ YES ☑ NO. IF "YES," DESCRIBE.

15. DRAW A PICTURE THAT WILL SHOW THE SHAPE OF THE PHENOMENON. INCLUDE AND LABEL ANY DETAILS THAT MIGHT HAVE APPEARED AS WINGS OR PROTRUSIONS, AND INDICATE EXHAUST OR VAPOR TRAILS. INDICATE BY AN ARROW THE DIRECTION THE PHENOMENON WAS MOVING.

16. WHAT WAS THE ANGULAR SIZE? HOLD A MATCH AT ARM'S LENGTH IN FRONT OF A KNOWN OBJECT, SUCH AS A STREET LAMP OR THE MOON. NOTE HOW MUCH OF THE OBJECT IS COVERED BY THE HEAD OF THE MATCH. NOW IF YOU HAD BEEN ABLE TO PERFORM THIS EXPERIMENT AT THE TIME OF THE SIGHTING, ESTIMATE WHAT FRACTION OF THE PHENOMENON WOULD HAVE BEEN COVERED BY THE MATCH HEAD.

very little

17. DID YOU OBSERVE THE PHENOMENON THROUGH ANY OF THE FOLLOWING? INCLUDE INFORMATION ON MODEL, TYPE, FILTER, LENS PRESCRIPTION OR OTHER APPLICABLE DATA. No

	EYEGLASSES		CAMERA VIEWER
	SUNGLASSES		BINOCULARS
	WINDSHIELD		TELESCOPE
	SIDE WINDOW OF VEHICLE		THEODOLITE
	WINDOWPANE		OTHER

A. DO YOU ORDINARILY WEAR GLASSES? ☐ YES ☑ NO

B. DO YOU USE READING GLASSES? ☐ YES ☑ NO

18. WHAT WAS YOUR IMPRESSION OF THE SPEED OF THE PHENOMENON? GIVE ESTIMATE OF SPEED Slow

19. WHAT WAS YOUR IMPRESSION OF THE DISTANCE OF THE PHENOMENON? GIVE ESTIMATE OF DISTANCE 1 Mile

20. IN ORDER THAT WE MAY OBTAIN AS CLEAR A PICTURE AS POSSIBLE OF WHAT YOU SAW, DESCRIBE IN YOUR OWN WORDS A COMMON OBJECT OR OBJECTS WHICH, WHEN PLACED IN THE SKY, SIMILAR TO WHERE YOU NOTED THE PHENOMENON, WOULD BEAR SOME RESEMBLANCE TO WHAT YOU SAW. DESCRIBE SIMILARITIES AND DIFFERENCES BETWEEN THE COMMON OBJECT AND WHAT YOU SAW.

Can't describe

21. DID YOU NOTICE ANY ODOR, NOISE, OR HEAT EMANATING FROM THE PHENOMENON OR ANY EFFECT ON YOURSELF, ANIMALS OR MACHINERY IN THE VICINITY? ☐ YES ☐ NO. IF "YES," DESCRIBE.

A. DID THE PHENOMENON DISTURB THE GROUND OR LEAVE ANY PHYSICAL EVIDENCE. ☐ YES ☐ NO. IF "YES," DESCRIBE.

22. HAVE YOU EVER SEEN THIS OR A SIMILAR PHENOMENON BEFORE? ☐ YES ☑ NO. IF "YES," GIVE DATE AND LOCATION.

23. WAS ANYONE WITH YOU AT THE TIME YOU SAW THE PHENOMENON? ☑ YES ☐ NO. IF "YES," DID THEY SEE IT TOO? ☐ YES ☐ NO. Husband + Neighbor

A. LIST THEIR NAMES AND ADDRESSES

Mr & Mrs [redacted]

24. GIVE THE FOLLOWING INFORMATION ABOUT YOURSELF

LAST NAME, FIRST NAME, MIDDLE NAME [redacted]

ADDRESS (Street, City, State and Zip Code) [redacted] Kettering,

TELEPHONE (Area code and number)	AGE		MALE		FEMALE
[redacted]	30			✓	

INDICATE ADDITIONAL INFORMATION INCLUDING OCCUPATION AND ANY EXPERIENCE WHICH MAY BE PERTINENT.

Housewife

25. WHEN AND TO WHOM DID YOU REPORT THAT YOU HAD SIGHTED THIS PHENOMENON?

NAME Judd E. Lundt DAY 28 MONTH June YEAR 69

26. DATE YOU COMPLETED THIS QUESTIONNAIRE.

DAY 28 MONTH JUNE YEAR 69

DEPARTMENT OF THE AIR FORCE
HEADQUARTERS FOREIGN TECHNOLOGY DIVISION (AFSC)
WRIGHT-PATTERSON AIR FORCE BASE, OHIO 45433

REPLY TO ATTN OF: TDPT (UFO)

SUBJECT: UFO Observation, 28 June 1968

JUL 3 1968

TO: Mr and Mrs [redacted]
[redacted]
Dayton, Ohio 45419

Reference your recent unidentified flying object sighting which you reported to the Air Force. The information which we have received is not sufficient for a scientific investigation. Request you complete the attached AF Form 117 and return it in the self-addressed envelope. Thank you for reporting your observation to the Air Force.

Hector Quintanilla, Jr

HECTOR QUINTANILLA, Jr, Lt Colonel, USAF
Chief, Aerial Phenomena Office
Aerospace Technologies Division
Production Directorate

1 Atch
AF Form 117 w/envelope

I am very sorry you feel obliged to send us these forms, since we called the Field the same night to advise you that what we thought was an UFO, turned out to be a plane advertising Stuve Ford. We verified this with South Dayton Airport, who reportedly had been deluged with calls. They admitted the direction of the wind made the plane appear to be "hovering". I wish we could report an actual sighting for you!

[redacted]

28 June 68

DEPARTMENT OF THE AIR FORCE
HEADQUARTERS FOREIGN TECHNOLOGY DIVISION (AFSC)
WRIGHT-PATTERSON AIR FORCE BASE, OHIO 45433

JUL 3 1968

REPLY TO ATTN OF: TDPT (UFO)

SUBJECT: UFO Observation, 28 June 1968

TO: [redacted] Drive
Dayton, Ohio 45432

Reference your recent unidentified flying object sighting which you reported to the Air Force. The information which we have received is not sufficient for a scientific investigation. Request you complete the attached AF Form 117 and return it in the self-addressed envelope. Thank you for reporting your observation to the Air Force.

HECTOR QUINTANILLA, Jr, Lt Colonel, USAF
Chief, Aerial Phenomena Office
Aerospace Technologies Division
Production Directorate

1 Atch
AF Form 117 w/envelope

AFR 80-17(C1)

SIGHTING OF UNIDENTIFIED PHENOMENA QUESTIONNAIRE

BUDGET BUREAU APPROVAL NUMBER 21-R258

THIS QUESTIONNAIRE HAS BEEN PREPARED SO THAT YOU CAN GIVE THE U.S. AIR FORCE AS MUCH INFORMATION AS POSSIBLE CONCERNING THE UNIDENTIFIED PHENOMENON THAT YOU HAVE OBSERVED. PLEASE TRY TO ANSWER ALL OF THE QUESTIONS. THE INFORMATION YOU GIVE WILL BE USED FOR RESEARCH PURPOSES. YOUR NAME WILL NOT BE USED IN CONNECTION WITH ANY OF YOUR STATEMENTS OR CONCLUSIONS WITHOUT YOUR PERMISSION. RETURN TO AIR FORCE BASE INVESTIGATOR FOR FORWARDING TO FTD (TDETR), WRIGHT-PATTERSON AFB, OHIO 45433, IAW AFR 80-17. *(IF ADDITIONAL SHEETS ARE NEEDED FOR NARRATIVE OR SKETCHES ATTACH SECURELY TO THIS FORM OR ANNOTATE WITH YOUR NAME FOR IDENTIFICATION.)*

1. WHEN DID YOU SEE THE PHENOMENON?
DAY 28 MONTH June YEAR 1965

2. WHAT TIME DID YOU FIRST SIGHT THE PHENOMENON?
HOUR 2150 MINUTES 3 ☐ A.M. ☑ P.M.

3. WHAT TIME DID YOU LAST SIGHT THE PHENOMENON?
HOUR 2153 MINUTES ____ ☐ A.M. ☐ P.M.

4. TIME/ZONE ☑ DAYLIGHT SAVINGS ☐ STANDARD
☑ EASTERN ☐ CENTRAL ☐ MOUNTAIN ☐ PACIFIC ☐ OTHER

5. WHERE WERE YOU WHEN YOU SAW THE PHENOMENON? IF IN CITY, GIVE THE NEAREST STREET ADDRESS AND INDICATE ON A HAND DRAWN MAP WHERE YOU WERE STANDING WITH REFERENCE TO THE ADDRESS. IF IN THE COUNTRY, IDENTIFY THE HIGHWAY YOU WERE ON OR NEAR AND TRY TO FIX A DISTANCE AND DIRECTION FROM SOME RECOGNIZABLE LANDMARK.

[redacted] At Woodbine

6. IMAGINE YOU ARE AT THE POINT SHOWN IN THE SKETCH, PLACE AN "A" ON THE CURVED LINE TO SHOW HOW HIGH THE PHENOMENON WAS ABOVE THE HORIZON, OR SKYLINE, WHEN FIRST SEEN. PLACE A "B" ON THE SAME CURVED LINE TO SHOW HOW HIGH ABOVE THE HORIZON THE PHENOMENON WAS WHEN LAST SEEN.

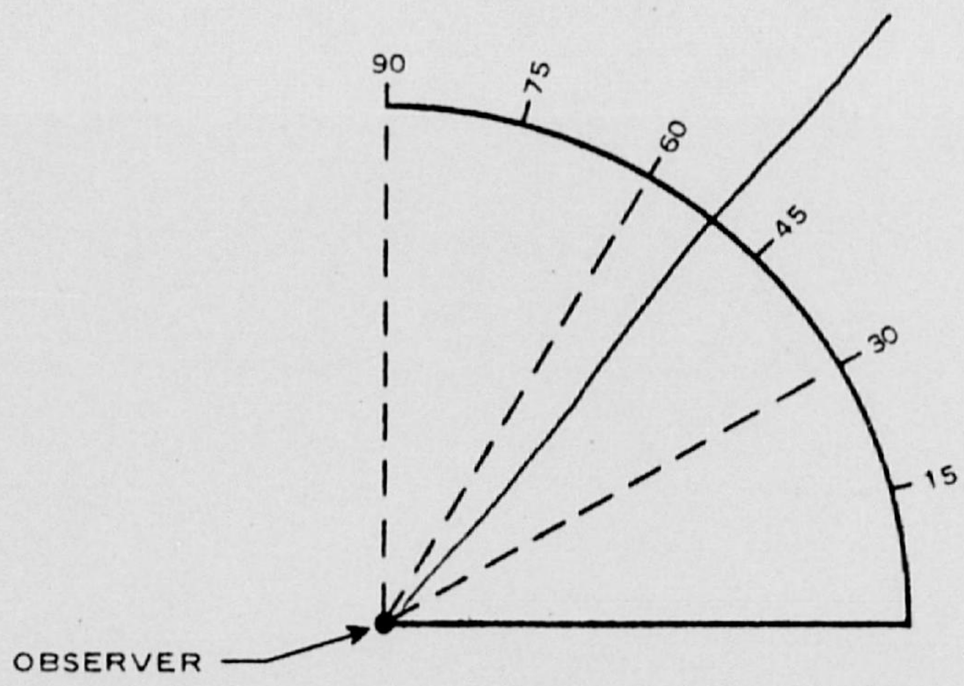

AF FORM AUG 67 117

6A. NOW IMAGINE YOU ARE AT THE CENTER OF THE COMPASS ROSE. PLACE AN "A" ON THE COMPASS TO INDICATE THE DIRECTION TO THE PHENOMENON WHEN FIRST SEEN. PLACE A "B" ON THE COMPASS TO INDICATE THE DIRECTION TO THE PHENOMENON WHEN LAST SEEN.

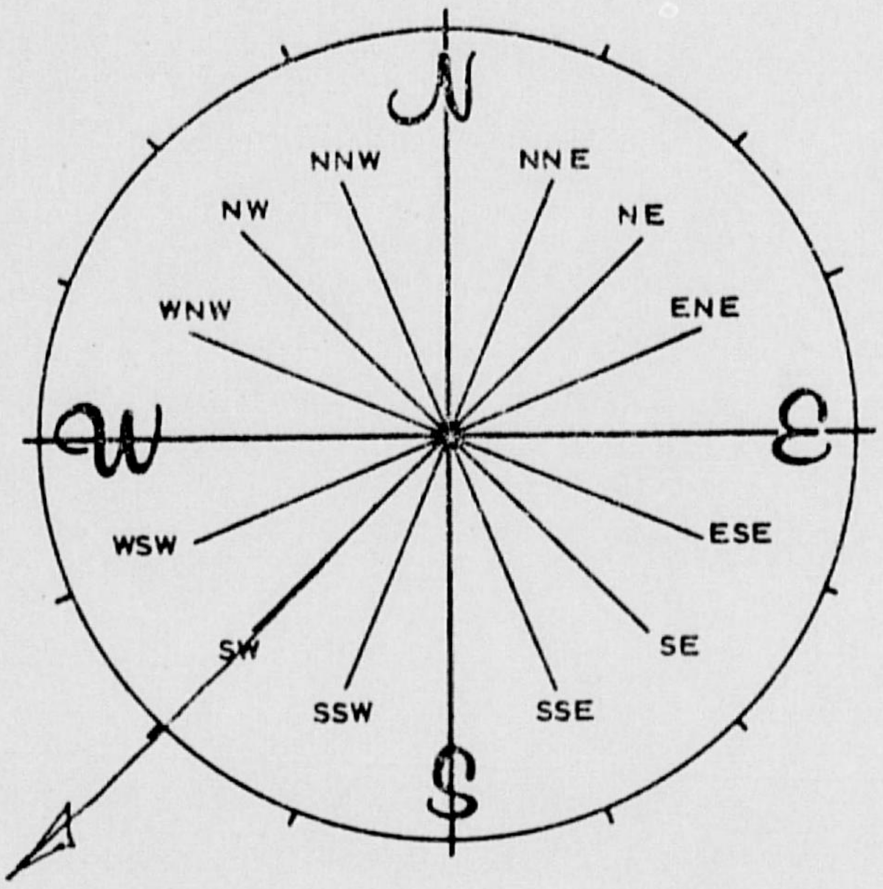

7. IN THE SKETCH BELOW, PLACE AN "A" AT THE POSITION OF THE PHENOMENON WHEN FIRST SEEN, AND A "B" AT THE POSITION OF THE PHENOMENON WHEN LAST SEEN. CONNECT THE "A" AND "B" WITH A LINE TO APPROXIMATE THE MOVEMENT OF THE PHENOMENON BETWEEN "A" AND "B". THAT IS, SCHEMATICALLY SHOW WHETHER THE MOVEMENT APPEARED TO BE STRAIGHT, CURVED OR ZIG-ZAG. REFER TO SMALLER SKETCH AS AN EXAMPLE OF HOW TO COMPLETE THE LARGER SKETCH.



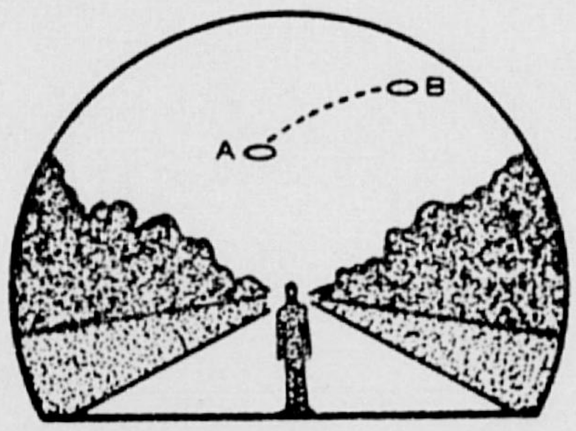

8. WHERE WERE YOU WHEN YOU SAW THE PHENOMENON? *(Check appropriate blocks.)*

✓	OUTDOORS		IN BUSINESS SECTION OF CITY
	IN BUILDING	✓	IN RESIDENTIAL SECTION OF CITY
	IN CAR ☐ AS DRIVER ☐ AS PASSENGER		IN OPEN COUNTRYSIDE
	IN BOAT		NEAR AIRFIELD
	IN AIRPLANE ☐ AS PILOT ☐ AS PASSENGER		FLYING OVER CITY
	OTHER		FLYING OVER OPEN COUNTRY
			OTHER

A. IF YOU WERE IN A VEHICLE, COMPLETE THE FOLLOWING:

WHAT DIRECTION WERE YOU MOVING?

	NORTH		EAST
	SOUTH		WEST
	NORTHEAST		SOUTHEAST
	NORTHWEST		SOUTHWEST

HOW FAST WERE YOU MOVING?

DID YOU STOP ANYTIME WHILE OBSERVING THE PHENOMENON? ☐ YES ☐ NO

EXPLAIN WHETHER SUCH MOVEMENT AFFECTS YOUR SKETCHES IN ITEMS 5 AND 6.

DESCRIBE TYPE OF VEHICLE YOU WERE IN AND TYPE OF ROAD, TERRAIN OR BODY OF WATER YOU TRAVERSED DURING THE SIGHTING. STATE WHETHER WINDOWS OR CONVERTIBLE TOP WERE UP OR DOWN.

HOW MUCH OTHER TRAFFIC WAS THERE?

DID YOU NOTICE ANY AIRPLANES? ☐ YES ☑ NO. IF "YES," DESCRIBE WHEN THEY WERE IN SIGHT RELATIVE TO THE TIME OF SIGHTING THE PHENOMENON AND WHERE THEY WERE IN THE SKY RELATIVE TO THE POSITION OF THE PHENOMENON.

9. HOW LONG WAS THE PHENOMENON IN SIGHT?

LENGTH OF TIME 3 Minutes		CERTAIN OF TIME		NOT VERY SURE
	✓	FAIRLY CERTAIN		JUST A GUESS

HOW WAS TIME DETERMINED? Estimated

WAS THE PHENOMENON IN SIGHT CONTINUOUSLY? ☑ YES ☐ NO. IF "NO," INDICATE WHETHER THIS IS DUE TO YOUR MOVEMENT OR THE BEHAVIOR OF THE PHENOMENON, AND DESCRIBE SUCH MOVEMENT OR BEHAVIOR. INDICATE DISAPPEARANCES ON PREVIOUS SKETCHES.

10. IF THERE WERE MORE THAN ONE PHENOMENON, HOW MANY WERE THERE? DRAW A PICTURE TO SHOW HOW THEY WERE ARRANGED. DID THIS ARRANGEMENT CHANGE DURING THE SIGHTING?

11. CONDITIONS *(Check appropriate blocks.)*

A. SKY		B. WEATHER			
	DAY		CUMULUS CLOUDS *(Low fluffy)*		FOG OR MIST
✓	TWILIGHT		CIRRUS CLOUDS *(High fleecy or Herring-bone)*		HEAVY RAIN
	NIGHT				LIGHT RAIN OR DRIZZLE
✓	CLEAR		NIMBUS CLOUDS *(Rain)*		HAIL
	PARTLY CLOUDY		CUMULONIMBUS CLOUDS *(Thunderstorms)*		SNOW OR SLEET
	COMPLETELY OVERCAST				UNKNOWN
			HAZE OR SMOG		NONE OF THE ABOVE

C. IF THE SIGHTING WAS AT TWILIGHT OR NIGHT, WHAT DID YOU NOTICE ABOUT THE STARS AND MOON?

(1) STARS		(2) MOON			
	NONE		BRIGHT MOONLIGHT		NO MOONLIGHT
	A FEW		MOON WITH HALO		UNKNOWN
	MANY		MOON HIDDEN BY CLOUDS		
✓	UNKNOWN		PARTIAL *(New or quarter)*		

D. IF SIGHTING WAS IN DAYLIGHT, WAS THE SUN VISIBLE? ☐ YES ☐ NO. IF "YES," WHERE WAS THE SUN AS YOU FACED THE PHENOMENON?

	IN FRONT OF YOU		TO YOUR RIGHT		OVERHEAD *(Near noon)*
	IN BACK OF YOU		TO YOUR LEFT		UNKNOWN

E. SPECIFY THE MAJOR SOURCE OF ILLUMINATION PRESENT DURING THE SIGHTING, SUCH AS THE SUN, HEADLIGHTS OR STREET LAMP, ETC. FOR TERRESTRIAL ILLUMINATION, SPECIFY DISTANCE TO LIGHT SOURCE.

12. GIVE A BRIEF DESCRIPTION OF THE PHENOMENON, INDICATING WHETHER IT APPEARED DARK OR LIGHT, WHETHER IT REFLECTED LIGHT OR WAS SELF-LUMINOUS AND WHAT COLORS YOU NOTICED. DESCRIBE YOUR IMPRESSION OF WHETHER IT WAS SOLID OR TRANSPARENT, WHETHER EDGES WERE SHARP OR FUZZY. DESCRIBE THE SHAPE OR INDICATE IF IT APPEARED AS A POINT OF LIGHT. INDICATE COMPARISONS WITH OTHER OBSERVED OBJECTS, LIKE STARS, A LIGHT OR OTHER OBJECT IN YOUR FIELD OF VIEW.

13. DID THE PHENOMENON	YES	NO	UNKNOWN
MOVE IN A STRAIGHT LINE?		✓	
STAND STILL AT ANYTIME?		✓	
SUDDENLY SPEED UP AND RUN AWAY?		✓	
BREAK UP IN PARTS AND EXPLODE?		✓	
CHANGE COLOR?		✓	
GIVE OFF SMOKE?		✓	
CHANGE BRIGHTNESS?		✓	
CHANGE SHAPE?		✓	
FLASH OR FLICKER?		✓	
DISAPPEAR AND REAPPEAR?		✓	
SPIN LIKE A TOP?	✓		
MAKE A NOISE?			
FLUTTER OR WOBBLE?		✓	

14. WHAT DREW YOUR ATTENTION TO THE PHENOMENON?

Daughter saw it & pointed it out

A. HOW DID IT FINALLY DISAPPEAR?

passed behind trees on horizon

B. DID THE PHENOMENON MOVE BEHIND OR IN FRONT OF SOMETHING, LIKE A CLOUD, TREE, OR BUILDING AT ANY TIME?
☐ YES ☑ NO. IF "YES," DESCRIBE.

15. DRAW A PICTURE THAT WILL SHOW THE SHAPE OF THE PHENOMENON. INCLUDE AND LABEL ANY DETAILS THAT MIGHT HAVE APPEARED AS WINGS OR PROTRUSIONS, AND INDICATE EXHAUST OR VAPOR TRAILS. INDICATE BY AN ARROW THE DIRECTION THE PHENOMENON WAS MOVING.

16. WHAT WAS THE ANGULAR SIZE? HOLD A MATCH AT ARM'S LENGTH IN FRONT OF A KNOWN OBJECT, SUCH AS A STREET LAMP OR THE MOON. NOTE HOW MUCH OF THE OBJECT IS COVERED BY THE HEAD OF THE MATCH. NOW IF YOU HAD BEEN ABLE TO PERFORM THIS EXPERIMENT AT THE TIME OF THE SIGHTING, ESTIMATE WHAT FRACTION OF THE PHENOMENON WOULD HAVE BEEN COVERED BY THE MATCH HEAD.

practically none - would need your fist.

17. DID YOU OBSERVE THE PHENOMENON THROUGH ANY OF THE FOLLOWING? INCLUDE INFORMATION ON MODEL, TYPE, FILTER, LENS PRESCRIPTION OR OTHER APPLICABLE DATA.

	EYEGLASSES		CAMERA VIEWER
	SUNGLASSES		BINOCULARS
	WINDSHIELD		TELESCOPE
	SIDE WINDOW OF VEHICLE		THEODOLITE
	WINDOWPANE		OTHER

A. DO YOU ORDINARILY WEAR GLASSES? ☐ YES ☑ NO

B. DO YOU USE READING GLASSES? ☐ YES ☑ NO

18. WHAT WAS YOUR IMPRESSION OF THE SPEED OF THE PHENOMENON? GIVE ESTIMATE OF SPEED fast

19. WHAT WAS YOUR IMPRESSION OF THE DISTANCE OF THE PHENOMENON? GIVE ESTIMATE OF DISTANCE 1 mile

20. IN ORDER THAT WE MAY OBTAIN AS CLEAR A PICTURE AS POSSIBLE OF WHAT YOU SAW, DESCRIBE IN YOUR OWN WORDS A COMMON OBJECT OR OBJECTS WHICH, WHEN PLACED IN THE SKY, SIMILAR TO WHERE YOU NOTED THE PHENOMENON, WOULD BEAR SOME RESEMBLANCE TO WHAT YOU SAW. DESCRIBE SIMILARITIES AND DIFFERENCES BETWEEN THE COMMON OBJECT AND WHAT YOU SAW.

21. DID YOU NOTICE ANY ODOR, NOISE, OR HEAT EMANATING FROM THE PHENOMENON OR ANY EFFECT ON YOURSELF, ANIMALS OR MACHINERY IN THE VICINITY? ☑ YES ☐ NO. IF "YES," DESCRIBE.

Did not hear but dog did.

A. DID THE PHENOMENON DISTURB THE GROUND OR LEAVE ANY PHYSICAL EVIDENCE. ☐ YES ☐ NO. IF "YES," DESCRIBE.

22. HAVE YOU EVER SEEN THIS OR A SIMILAR PHENOMENON BEFORE? ☐ YES ☑ NO. IF "YES," GIVE DATE AND LOCATION.

23. WAS ANYONE WITH YOU AT THE TIME YOU SAW THE PHENOMENON? ☑ YES ☐ NO. IF "YES," DID THEY SEE IT TOO? ☑ YES ☐ NO.

A. LIST THEIR NAMES AND ADDRESSES

[redacted]

24. GIVE THE FOLLOWING INFORMATION ABOUT YOURSELF

LAST NAME, FIRST NAME, MIDDLE NAME [redacted]

ADDRESS *(Street, City, State and Zip Code)* [redacted] Drive

TELEPHONE *(Area code and number)*	AGE		MALE		FEMALE
[redacted]	Adult			✓	

INDICATE ADDITIONAL INFORMATION INCLUDING OCCUPATION AND ANY EXPERIENCE WHICH MAY BE PERTINENT.

25. WHEN AND TO WHOM DID YOU REPORT THAT YOU HAD SIGHTED THIS PHENOMENON?

NAME _____ DAY _____ MONTH _____ YEAR _____

26. DATE YOU COMPLETED THIS QUESTIONNAIRE.

DAY _____ MONTH _____ YEAR _____

28 June

DEPARTMENT OF THE AIR FORCE
HEADQUARTERS FOREIGN TECHNOLOGY DIVISION (AFSC)
WRIGHT-PATTERSON AIR FORCE BASE, OHIO 45433

REPLY TO ATTN OF: TDPT (UFO)

JUL 3 1968

SUBJECT: UFO Observation, 28 June 1968

TO: [redacted]
Dayton, Ohio 45429

Reference your recent unidentified flying object sighting which you reported to the Air Force. The information which we have received is not sufficient for a scientific investigation. Request you complete the attached AF Form 117 and return it in the self-addressed envelope. Thank you for reporting your observation to the Air Force.

HECTOR QUINTANILLA, Jr, Lt Colonel, USAF
Chief, Aerial Phenomena Office
Aerospace Technologies Division
Production Directorate

1 Atch
AF Form 117 w/envelope

DEPARTMENT OF THE AIR FORCE
HEADQUARTERS FOREIGN TECHNOLOGY DIVISION (AFSC)
WRIGHT-PATTERSON AIR FORCE BASE OHIO 45433

REPLY TO ATTN OF: TDPT (UFO)

JUL 3 1969

SUBJECT: UFO Observation, 28 June 1968

TO: [redacted]
Dayton, Ohio 45410

Reference your recent unidentified flying object sighting which you reported to the Air Force. The information which we have received is not sufficient for a scientific investigation. Request you complete the attached AF Form 117 and return it in the self-addressed envelope. Thank you for reporting your observation to the Air Force.

HECTOR QUINTANILLA, Jr, Lt Colonel, USAF
Chief, Aerial Phenomena Office
Aerospace Technologies Division
Production Directorate

1 Atch
AF Form 117 w/envelope

DEPARTMENT OF THE AIR FORCE
HEADQUARTERS FOREIGN TECHNOLOGY DIVISION (AFSC)
WRIGHT-PATTERSON AIR FORCE BASE, OHIO 45433

JUL 3 1968

REPLY TO ATTN OF: TDPT (UFO)

SUBJECT: UFO Observation, 28 June 1968

TO: [redacted]
University of Dayton
Dayton, Ohio 45409

Reference your recent unidentified flying object sighting which you reported to the Air Force. The information which we have received is not sufficient for a scientific investigation. Request you complete the attached AF Form 117 and return it in the self-addressed envelope. Thank you for reporting your observation to the Air Force.

HECTOR QUINTANILLA, Jr, Lt Colonel, USAF
Chief, Aerial Phenomena Office
Aerospace Technologies Division
Production Directorate

1 Atch
AF Form 117 w/envelope

6/28 Jun 68

DEPARTMENT OF THE AIR FORCE
HEADQUARTERS FOREIGN TECHNOLOGY DIVISION (AFSC)
WRIGHT-PATTERSON AIR FORCE BASE OHIO 45433

REPLY TO ATTN OF: TDPT (UFO)

JUL 3 1968

SUBJECT: UFO Observation, 28 June 1968

TO: [redacted]
Dayton, Ohio 45429

Reference your recent unidentified flying object sighting which you reported to the Air Force. The information which we have received is not sufficient for a scientific investigation. Request you complete the attached AF Form 117 and return it in the self-addressed envelope. Thank you for reporting your observation to the Air Force.

HECTOR QUINTANILLA, Jr, Lt Colonel, USAF
Chief, Aerial Phenomena Office
Aerospace Technologies Division
Production Directorate

1 Atch
AF Form 117 w/envelope

SIGHTING OF UNIDENTIFIED PHENOMENA QUESTIONNAIRE

BUDGET BUREAU APPROVAL NUMBER 21-R258

THIS QUESTIONNAIRE HAS BEEN PREPARED SO THAT YOU CAN GIVE THE U.S. AIR FORCE AS MUCH INFORMATION AS POSSIBLE CONCERNING THE UNIDENTIFIED PHENOMENON THAT YOU HAVE OBSERVED. PLEASE TRY TO ANSWER ALL OF THE QUESTIONS. THE INFORMATION YOU GIVE WILL BE USED FOR RESEARCH PURPOSES. YOUR NAME WILL NOT BE USED IN CONNECTION WITH ANY OF YOUR STATEMENTS OR CONCLUSIONS WITHOUT YOUR PERMISSION. RETURN TO AIR FORCE BASE INVESTIGATOR FOR FORWARDING TO FTD (TDETR), WRIGHT-PATTERSON AFB, OHIO 45433, IAW AFR 80-17. *(IF ADDITIONAL SHEETS ARE NEEDED FOR NARRATIVE OR SKETCHES ATTACH SECURELY TO THIS FORM OR ANNOTATE WITH YOUR NAME FOR IDENTIFICATION.)*

1. WHEN DID YOU SEE THE PHENOMENON?
DAY 28 1st MONTH June YEAR 1968

2. WHAT TIME DID YOU FIRST SIGHT THE PHENOMENON?
HOUR 9 MINUTES 47 ☐ A.M. ☑ ~~P.M.~~

3. WHAT TIME DID YOU LAST SIGHT THE PHENOMENON?
HOUR 10 MINUTES 20 ☐ A.M. ☑ ~~P.M.~~

4. TIME / ZONE ☑ DAYLIGHT SAVINGS ☐ STANDARD
☑ EASTERN ☐ CENTRAL ☐ MOUNTAIN ☐ PACIFIC ☐ OTHER

5. WHERE WERE YOU WHEN YOU SAW THE PHENOMENON? IF IN CITY, GIVE THE NEAREST STREET ADDRESS AND INDICATE ON A HAND DRAWN MAP WHERE YOU WERE STANDING WITH REFERENCE TO THE ADDRESS. IF IN THE COUNTRY, IDENTIFY THE HIGHWAY YOU WERE ON OR NEAR AND TRY TO FIX A DISTANCE AND DIRECTION FROM SOME RECOGNIZABLE LANDMARK.

AT THE UNIVERSITY OF DAYTON
1.) NEAR KENNEDY UNION
2.) ROOF OF ALUMNI HALL

6. IMAGINE YOU ARE AT THE POINT SHOWN IN THE SKETCH, PLACE AN "A" ON THE CURVED LINE TO SHOW HOW HIGH THE PHENOMENON WAS ABOVE THE HORIZON, OR SKYLINE. WHEN FIRST SEEN. PLACE A "B" ON THE SAME CURVED LINE TO SHOW HOW HIGH ABOVE THE HORIZON THE PHENOMENON WAS WHEN LAST SEEN.

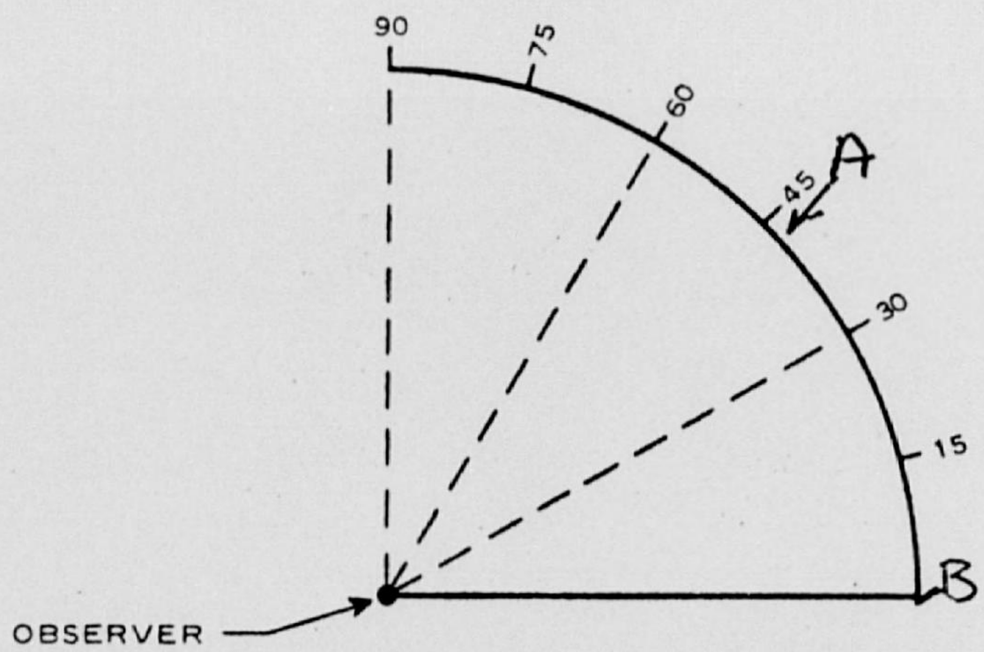

AF FORM AUG 67 117

6A. NOW IMAGINE YOU ARE AT THE CENTER OF THE COMPASS ROSE. PLACE AN "A" ON THE COMPASS TO INDICATE THE DIRECTION TO THE PHENOMENON WHEN FIRST SEEN. PLACE A "B" ON THE COMPASS TO INDICATE THE DIRECTION TO THE PHENOMENON WHEN LAST SEEN.

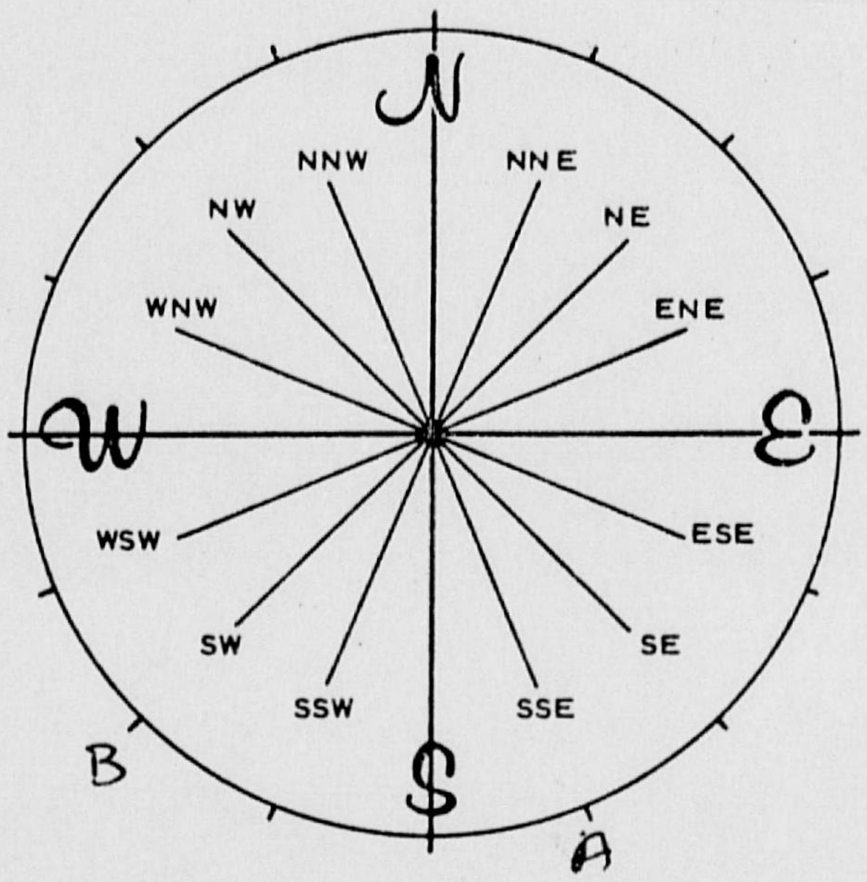

7. IN THE SKETCH BELOW, PLACE AN "A" AT THE POSITION OF THE PHENOMENON WHEN FIRST SEEN, AND A "B" AT THE POSITION OF THE PHENOMENON WHEN LAST SEEN. CONNECT THE "A" AND "B" WITH A LINE TO APPROXIMATE THE MOVEMENT OF THE PHENOMENON BETWEEN "A" AND "B". THAT IS, SCHEMATICALLY SHOW WHETHER THE MOVEMENT APPEARED TO BE STRAIGHT, CURVED OR ZIG-ZAG. REFER TO SMALLER SKETCH AS AN EXAMPLE OF HOW TO COMPLETE THE LARGER SKETCH.



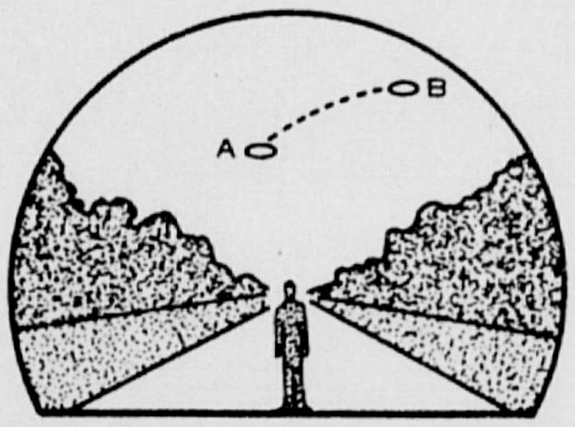

8. WHERE WERE YOU WHEN YOU SAW THE PHENOMENON? *(Check appropriate blocks.)*

✓	OUTDOORS		IN BUSINESS SECTION OF CITY
✓	ON BUILDING Roof	✓	IN RESIDENTIAL SECTION OF CITY
	IN CAR ☐ AS DRIVER ☐ AS PASSENGER		IN OPEN COUNTRYSIDE
	IN BOAT		NEAR AIRFIELD
	IN AIRPLANE ☐ AS PILOT ☐ AS PASSENGER		FLYING OVER CITY
	OTHER		FLYING OVER OPEN COUNTRY
			OTHER

A. IF YOU WERE IN A VEHICLE, COMPLETE THE FOLLOWING:

WHAT DIRECTION WERE YOU MOVING?

	NORTH		EAST
✓	SOUTH		WEST
	NORTHEAST		SOUTHEAST
	NORTHWEST		SOUTHWEST

HOW FAST WERE YOU MOVING?

DID YOU STOP ANYTIME WHILE OBSERVING THE PHENOMENON? ☐ YES ☐ NO

EXPLAIN WHETHER SUCH MOVEMENT AFFECTS YOUR SKETCHES IN ITEMS 5 AND 6.

DESCRIBE TYPE OF VEHICLE YOU WERE IN AND TYPE OF ROAD, TERRAIN OR BODY OF WATER YOU TRAVERSED DURING THE SIGHTING. STATE WHETHER WINDOWS OR CONVERTIBLE TOP WERE UP OR DOWN.

HOW MUCH OTHER TRAFFIC WAS THERE?

DID YOU NOTICE ANY AIRPLANES? ☑ YES ☐ NO. IF "YES," DESCRIBE WHEN THEY WERE IN SIGHT RELATIVE TO THE TIME OF SIGHTING THE PHENOMENON AND WHERE THEY WERE IN THE SKY RELATIVE TO THE POSITION OF THE PHENOMENON.

10:15 P.M IN THE EAST
(SOUNDED LIKE JET PLANE)
AT HIGH ALTITUDE

9. HOW LONG WAS THE PHENOMENON IN SIGHT?

LENGTH OF TIME 33 minutes

✓	CERTAIN OF TIME		NOT VERY SURE
	FAIRLY CERTAIN		JUST A GUESS

HOW WAS TIME DETERMINED?

I looked at my watch at first sighting + disappearance

WAS THE PHENOMENON IN SIGHT CONTINUOUSLY? ☐ YES ☑ NO. IF "NO" INDICATE WHETHER THIS IS DUE TO YOUR MOVEMENT OR THE BEHAVIOR OF THE PHENOMENON, AND DESCRIBE SUCH MOVEMENT OR BEHAVIOR. INDICATE DISAPPEARANCES ON PREVIOUS SKETCHES.

I moved from nea[redacted] to roof of Alumni Hall. The UFO was out of sight for about 4-5 minutes.

10. IF THERE WERE MORE THAN ONE PHENOMENON, HOW MANY WERE THERE? DRAW A PICTURE TO SHOW HOW THEY WERE ARRANGED. DID THIS ARRANGEMENT CHANGE DURING THE SIGHTING?

11. CONDITIONS *(Check appropriate blocks.)*

A. SKY		B. WEATHER			
	DAY		CUMULUS CLOUDS *(Low fluffy)*		FOG OR MIST
	TWILIGHT		CIRRUS CLOUDS *(High fleecy or Herring-bone)*		HEAVY RAIN
✓	NIGHT				LIGHT RAIN OR DRIZZLE
✓	CLEAR		NIMBUS CLOUDS *(Rain)*		HAIL
	PARTLY CLOUDY		CUMULONIMBUS CLOUDS *(Thunderstorms)*		SNOW OR SLEET
	COMPLETELY OVERCAST				UNKNOWN
			HAZE OR SMOG	✓	NONE OF THE ABOVE

C. IF THE SIGHTING WAS AT TWILIGHT OR NIGHT, WHAT DID YOU NOTICE ABOUT THE STARS AND MOON?

(1) STARS		(2) MOON			
	NONE		BRIGHT MOONLIGHT	✓	NO MOONLIGHT
✓	A FEW		MOON WITH HALO		UNKNOWN
	MANY		MOON HIDDEN BY CLOUDS		
	UNKNOWN		PARTIAL *(New or quarter)*		

D. IF SIGHTING WAS IN DAYLIGHT, WAS THE SUN VISIBLE? ☐ YES ☐ NO. IF "YES," WHERE WAS THE SUN AS YOU FACED THE PHENOMENON?

	IN FRONT OF YOU		TO YOUR RIGHT		OVERHEAD *(Near noon)*
	IN BACK OF YOU		TO YOUR LEFT		UNKNOWN

E. SPECIFY THE MAJOR SOURCE OF ILLUMINATION PRESENT DURING THE SIGHTING, SUCH AS THE SUN, HEADLIGHTS OR STREET LAMP, ETC. FOR TERRESTRIAL ILLUMINATION, SPECIFY DISTANCE TO LIGHT SOURCE.

CITY OF DAYTON - SEVERAL BLOCKS (3) ~~EAST~~ WEST

12. GIVE A BRIEF DESCRIPTION OF THE PHENOMENON, INDICATING WHETHER IT APPEARED DARK OR LIGHT, WHETHER IT REFLECTED LIGHT OR WAS SELF-LUMINOUS AND WHAT COLORS YOU NOTICED. DESCRIBE YOUR IMPRESSION OF WHETHER IT WAS SOLID OR TRANSPARENT, WHETHER EDGES WERE SHARP OR FUZZY. DESCRIBE THE SHAPE OR INDICATE IF IT APPEARED AS A POINT OF LIGHT. INDICATE COMPARISONS WITH OTHER OBSERVED OBJECTS, LIKE STARS, A LIGHT OR OTHER OBJECT IN YOUR FIELD OF VIEW.

I saw what looked like squares of light (white) moving toward the left in a circle.



I could see little of the shape of the UFO because of poor lighting. From where I stood it was larger than the trees on the horizon.

13. DID THE PHENOMENON	YES	NO	UNKNOWN
MOVE IN A STRAIGHT LINE?	✓		
STAND STILL AT ANYTIME?	✓		
SUDDENLY SPEED UP AND RUN AWAY?		✓	
BREAK UP IN PARTS AND EXPLODE?		✓	
CHANGE COLOR?		✓	
GIVE OFF SMOKE?		✓	
CHANGE BRIGHTNESS?	✓		
CHANGE SHAPE?			✓
FLASH OR FLICKER?		✓	
DISAPPEAR AND REAPPEAR?	✓		
SPIN LIKE A TOP?			✓
MAKE A NOISE?		✓	
FLUTTER OR WOBBLE?			✓

14. WHAT DREW YOUR ATTENTION TO THE PHENOMENON?

I just happened to look at the sky and the UFO made me curious.

A. HOW DID IT FINALLY DISAPPEAR?

The UFO disappeared over the horizon due South of Alumni Hall.

B. DID THE PHENOMENON MOVE BEHIND OR IN FRONT OF SOMETHING, LIKE A CLOUD, TREE, OR BUILDING AT ANY TIME?
☐ YES ☑ NO. IF "YES," DESCRIBE.

15. DRAW A PICTURE THAT WILL SHOW THE SHAPE OF THE PHENOMENON. INCLUDE AND LABEL ANY DETAILS THAT MIGHT HAVE APPEARED AS WINGS OR PROTRUSIONS, AND INDICATE EXHAUST OR VAPOR TRAILS. INDICATE BY AN ARROW THE DIRECTION THE PHENOMENON WAS MOVING.



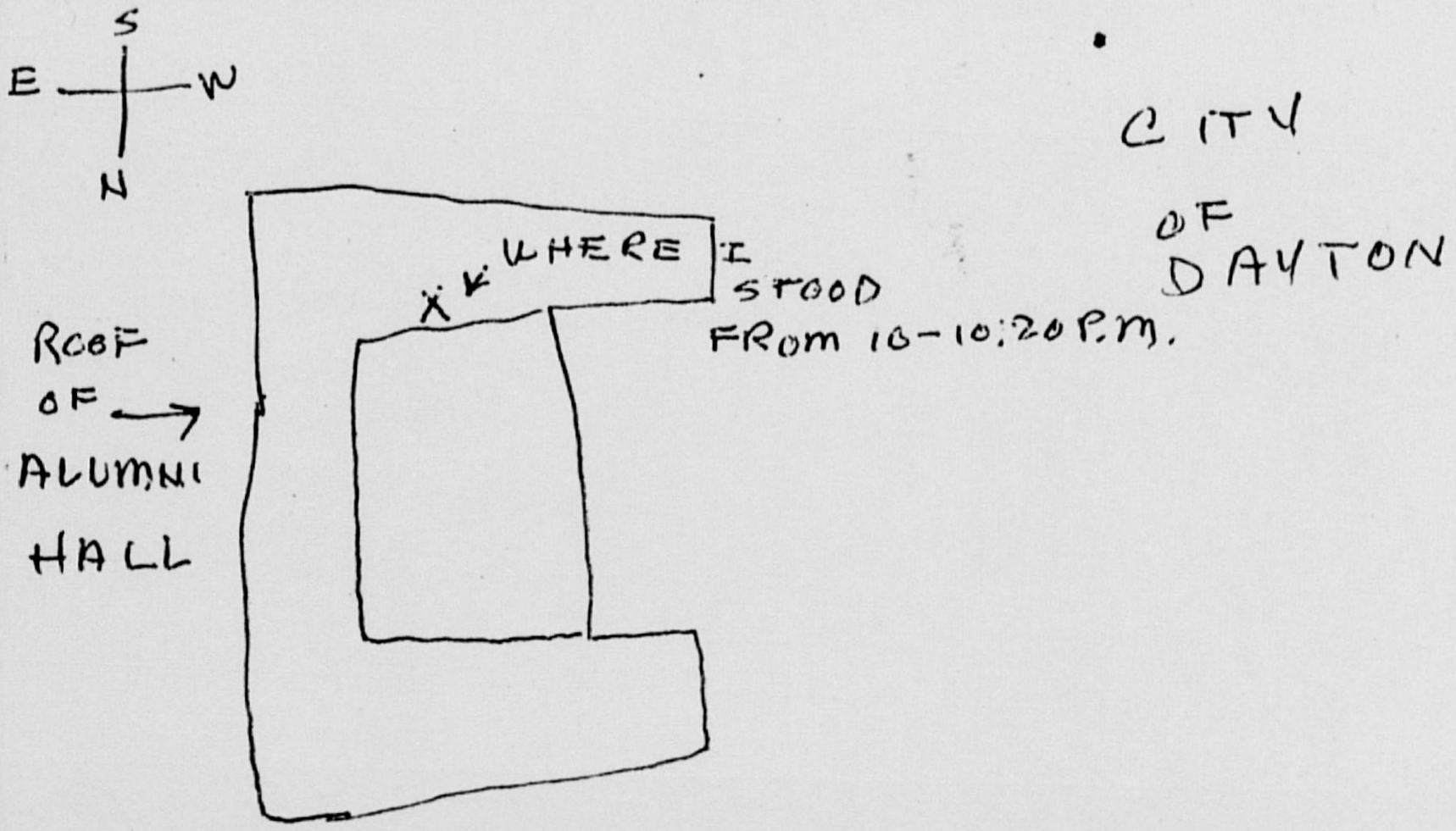

16. WHAT WAS THE ANGULAR SIZE? HOLD A MATCH AT ARM'S LENGTH IN FRONT OF A KNOWN OBJECT, SUCH AS A STREET LAMP OR THE MOON. NOTE HOW MUCH OF THE OBJECT IS COVERED BY THE HEAD OF THE MATCH. NOW IF YOU HAD BEEN ABLE TO PERFORM THIS EXPERIMENT AT THE TIME OF THE SIGHTING, ESTIMATE WHAT FRACTION OF THE PHENOMENON WOULD HAVE BEEN COVERED BY THE MATCH HEAD.

ABOUT HALF OF THE UFO WOULD HAVE BEEN COVERED

17. DID YOU OBSERVE THE PHENOMENON THROUGH ANY OF THE FOLLOWING? INCLUDE INFORMATION ON MODEL, TYPE, FILTER, LENS PRESCRIPTION OR OTHER APPLICABLE DATA.

✓	EYEGLASSES		CAMERA VIEWER
	SUNGLASSES		BINOCULARS
	WINDSHIELD		TELESCOPE
	SIDE WINDOW OF VEHICLE		THEODOLITE
	WINDOWPANE		OTHER

A. DO YOU ORDINARILY WEAR GLASSES? ☑ YES ☐ NO

B. DO YOU USE READING GLASSES? ☐ YES ☐ NO

18. WHAT WAS YOUR IMPRESSION OF THE SPEED OF THE PHENOMENON? GIVE ESTIMATE OF SPEED 300 mph.

19. WHAT WAS YOUR IMPRESSION OF THE DISTANCE OF THE PHENOMENON? GIVE ESTIMATE OF DISTANCE 1-2 miles

20. IN ORDER THAT WE MAY OBTAIN AS CLEAR A PICTURE AS POSSIBLE OF WHAT YOU SAW, DESCRIBE IN YOUR OWN WORDS A COMMON OBJECT OR OBJECTS WHICH, WHEN PLACED IN THE SKY, SIMILAR TO WHERE YOU NOTED THE PHENOMENON, WOULD BEAR SOME RESEMBLANCE TO WHAT YOU SAW. DESCRIBE SIMILARITIES AND DIFFERENCES BETWEEN THE COMMON OBJECT AND WHAT YOU SAW.

The UFO reminded me of a fixture that is used for news on a NYC Building (the news is printed out and lights with goes around building near the roof) - instead of words the the UFO had just squares of light

21. DID YOU NOTICE ANY ODOR, NOISE, OR HEAT EMANATING FROM THE PHENOMENON OR ANY EFFECT ON YOURSELF, ANIMALS OR MACHINERY IN THE VICINITY? ☐ YES ☑ NO. IF "YES," DESCRIBE.

A. DID THE PHENOMENON DISTURB THE GROUND OR LEAVE ANY PHYSICAL EVIDENCE. ☐ YES ☑ NO. IF "YES," DESCRIBE.

22. HAVE YOU EVER SEEN THIS OR A SIMILAR PHENOMENON BEFORE? [✓] YES [ ] NO. IF "YES," GIVE DATE AND LOCATION.

July, 1964 — U. of Dayton Chester

23. WAS ANYONE WITH YOU AT THE TIME YOU SAW THE PHENOMENON? [✓] YES [ ] NO. IF "YES," DID THEY SEE IT TOO? [✓] YES [ ] NO.

A. LIST THEIR NAMES AND ADDRESSES

BRO. R[redacted] (same address)

24. GIVE THE FOLLOWING INFORMATION ABOUT YOURSELF

LAST NAME, FIRST NAME, MIDDLE INITIAL [redacted]

ADDRESS (Street, City, State and Zip Code)

UNIVERSITY OF DAYTON, DAYTON, OHIO, 45409

TELEPHONE (Area code and number) [redacted]

AGE 24

[✓] MALE [ ] FEMALE

INDICATE ADDITIONAL INFORMATION INCLUDING OCCUPATION AND ANY EXPERIENCE WHICH MAY BE PERTINENT.

I am a Senior at the U of Dayton. During the academic year 9/67 – 5/68 I was Librarian at a high school in Chester, Pa. I have read many books on planes as well as on UFO's.

25. WHEN AND TO WHOM DID YOU REPORT THAT YOU HAD SIGHTED THIS PHENOMENON?

NAME HECTOR QUINTANILLA, JR. DAY 28 MONTH JUNE YEAR 1968

26. DATE YOU COMPLETED THIS QUESTIONNAIRE.

DAY 6 MONTH JULY YEAR 1968

27. INFORMATION WHICH YOU FEEL IS PERTINENT BUT WHICH IS NOT ADEQUATELY COVERED IN THIS QUESTIONNAIRE, ALTERNATIVELY PROVIDE A NARRATIVE EXPLANATION OF THE SIGHTING.

I was on the roof of Alumni Hall most of the time and diagrams don't fit when I saw the UFO. I could better describe what the UFO did to one of your personnel if possible.

At 9:47 P.M. I first spotted the UFO between Founder's Hall and Alumni Hall moving S. to the horizon; disappeared at 9:55 P.M. a man said she saw the objat and didn't know what it was, went to roof of Alumni Hall; UFO had reappeared and watched till 10:20 P.M.; UFO moved along or near horizon in a W direction; at 10:10 P.M the UFO moved N towards Dayton making a circular course in sky; at 10:20 UFO disappeared over S horizon.

No sound heard from UFO at any time.

28 JUNE 1968

~~X~~ UFO

1. [redacted]

[redacted] Band of lights

Univ of Dayton - Couldn't get shape.

not helicopter or airplane

[redacted] Age 12. - 3 or 4 lights

Lane

[redacted] Age 18

Ave Shallow truncated cone

30 JUNE

[redacted] Name & address unknown. No such street

Age 11 Name not listed for

Dayton, Kettering area

Age WAS LIT - Split-flow

KETTERING reformed

called back at 11:15 PM ME saw two OR 3 steady lights [redacted] DRIVE WEST CARROLLTON, OHIO

OBSERVED AT 9:48 PM - Body with lights on 3 sides - moved from S.W to NE. - tilted in altitude similar to airplane banking. - NAKED EYE OBSERVATION - CALLED AT 9:55 PM.

GENTLEMAN IN MIAMISBURG CALLED AT 9:50 PM - SAW LIGHTS IN SKY - COULD ~~HEAR~~ NO ENGINE - DID NOT WISH TO LEAVE NAME

DEPARTMENT OF THE AIR FORCE
HEADQUARTERS FOREIGN TECHNOLOGY DIVISION (AFSC)
WRIGHT-PATTERSON AIR FORCE BASE, OHIO 45433

REPLY TO ATTN OF: TDPT (UFO)

JUL 3 1968

SUBJECT: UFO Observation, 29 June 1968

TO: [redacted]
[redacted] Road
Kettering, Ohio 45440

Reference your recent unidentified flying object sighting which you reported to the Air Force. The information which we have received is not sufficient for a scientific investigation. Request you complete the attached AF Form 117 and return it in the self-addressed envelope. Thank you for reporting your observation to the Air Force.

HECTOR QUINTANILLA, Jr, Lt Colonel, USAF
Chief, Aerial Phenomena Office
Aerospace Technologies Division
Production Directorate

1 Atch
AF Form 117 w/envelope

DEPARTMENT OF THE AIR FORCE
HEADQUARTERS FOREIGN TECHNOLOGY DIVISION (AFSC)
WRIGHT-PATTERSON AIR FORCE BASE, OHIO 45433

JUL 3 1968

REPLY TO ATTN OF: TDPT (UFO)

SUBJECT: UFO Observation, 29 June 1968

TO: [redacted] Road
Kettering, Ohio 45440

Reference your recent unidentified flying object sighting which you reported to the Air Force. The information which we have received is not sufficient for a scientific investigation. Request you complete the attached AF Form 117 and return it in the self-addressed envelope. Thank you for reporting your observation to the Air Force.

HECTOR QUINTANILLA, Jr, Lt Colonel, USAF
Chief, Aerial Phenomena Office
Aerospace Technologies Division
Production Directorate

1 Atch
AF Form 117 w/envelope

DEPARTMENT OF THE AIR FORCE
HEADQUARTERS FOREIGN TECHNOLOGY DIVISION (AFSC)
WRIGHT-PATTERSON AIR FORCE BASE, OHIO 45433

REPLY TO ATTN OF: TDPT (UFO)

JUL 3 1968

SUBJECT: UFO Observation, 29 June 1968

TO: [redacted]
Kettering, Ohio 45440

Reference your recent unidentified flying object sighting which you reported to the Air Force. The information which we have received is not sufficient for a scientific investigation. Request you complete the attached AF Form 117 and return it in the self-addressed envelope. Thank you for reporting your observation to the Air Force.

HECTOR QUINTANILLA, Jr, Lt Colonel, USAF
Chief, Aerial Phenomena Office
Aerospace Technologies Division
Production Directorate

1 Atch
AF Form 117 w/envelope

29 June, 68

DEPARTMENT OF THE AIR FORCE
HEADQUARTERS FOREIGN TECHNOLOGY DIVISION (AFSC)
WRIGHT-PATTERSON AIR FORCE BASE, OHIO 45433

REPLY TO ATTN OF: TDPT (UFO)

JUL 3 1968

SUBJECT: UFO Observation, 29 June 1968

TO: Mr. [redacted]
Kettering, Ohio 45440

Reference your recent unidentified flying object sighting which you reported to the Air Force. The information which we have received is not sufficient for a scientific investigation. Request you complete the attached AF Form 117 and return it in the self-addressed envelope. Thank you for reporting your observation to the Air Force.

HECTOR QUINTANILLA, Jr, Lt Colonel, USAF
Chief, Aerial Phenomena Office
Aerospace Technologies Division
Production Directorate

1 Atch
AF Form 117 w/envelope

Daily 0/0 Kyle

AFR 80-17(C1)

SIGHTING OF UNIDENTIFIED PHENOMENA QUESTIONNAIRE

BUDGET BUREAU APPROVAL NUMBER 21-R250

THIS QUESTIONNAIRE HAS BEEN PREPARED SO THAT YOU CAN GIVE THE U.S. AIR FORCE AS MUCH INFORMATION AS POSSIBLE CONCERNING THE UNIDENTIFIED PHENOMENON THAT YOU HAVE OBSERVED. PLEASE TRY TO ANSWER ALL OF THE QUESTIONS. THE INFORMATION YOU GIVE WILL BE USED FOR RESEARCH PURPOSES. YOUR NAME WILL NOT BE USED IN CONNECTION WITH ANY OF YOUR STATEMENTS OR CONCLUSIONS WITHOUT YOUR PERMISSION. RETURN TO AIR FORCE BASE INVESTIGATOR FOR FORWARDING TO FTD (TDETR), WRIGHT-PATTERSON AFB, OHIO 45433, IAW AFR 80-17. *(IF ADDITIONAL SHEETS ARE NEEDED FOR NARRATIVE OR SKETCHES ATTACH SECURELY TO THIS FORM OR ANNOTATE WITH YOUR NAME FOR IDENTIFICATION.)*

1. WHEN DID YOU SEE THE PHENOMENON?
DAY 29 MONTH June YEAR 68

2. WHAT TIME DID YOU FIRST SIGHT THE PHENOMENON?
HOUR ~~2200~~ 9 MINUTES 45 ☐ A.M. ☑ ~~P.M.~~

3. WHAT TIME DID YOU LAST SIGHT THE PHENOMENON?
HOUR _____ MINUTES _____ ☐ A.M. ☐ P.M.

4. TIME/ZONE ☐ DAYLIGHT SAVINGS ☐ STANDARD
☐ EASTERN ☐ CENTRAL ☐ MOUNTAIN ☐ PACIFIC ☐ OTHER

5. WHERE WERE YOU WHEN YOU SAW THE PHENOMENON? IF IN CITY, GIVE THE NEAREST STREET ADDRESS AND INDICATE ON A HAND DRAWN MAP WHERE YOU WERE STANDING WITH REFERENCE TO THE ADDRESS. IF IN THE COUNTRY, IDENTIFY THE HIGHWAY YOU WERE ON OR NEAR AND TRY TO FIX A DISTANCE AND DIRECTION FROM SOME RECOGNIZABLE LANDMARK.

[redacted] and [redacted]

E to W

6. IMAGINE YOU ARE AT THE POINT SHOWN IN THE SKETCH, PLACE AN "A" ON THE CURVED LINE TO SHOW HOW HIGH THE PHENOMENON WAS ABOVE THE HORIZON, OR SKYLINE. WHEN FIRST SEEN. PLACE A "B" ON THE SAME CURVED LINE TO SHOW HOW HIGH ABOVE THE HORIZON THE PHENOMENON WAS WHEN LAST SEEN.

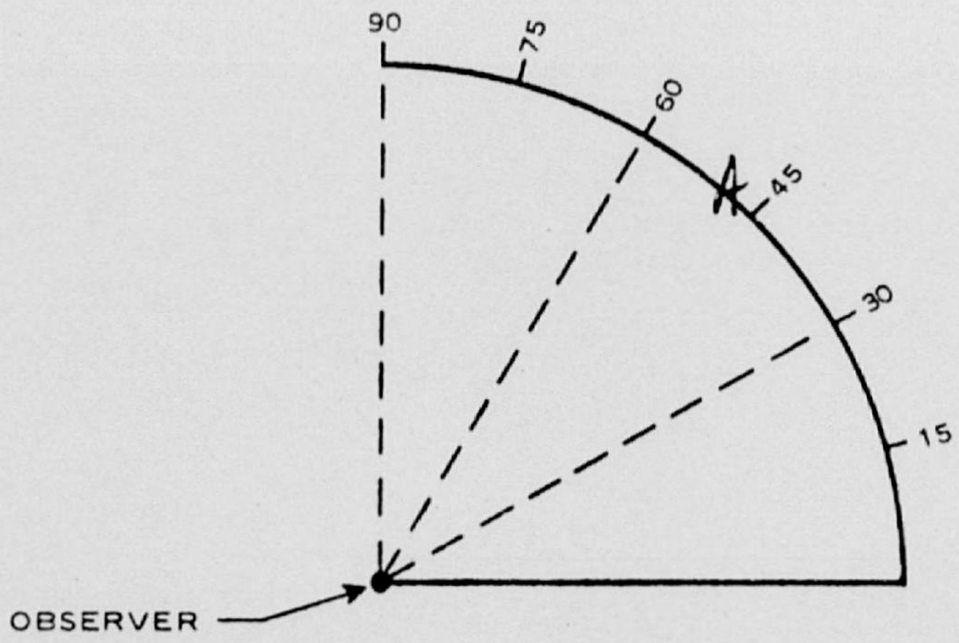

AF FORM AUG 67 117

6A. NOW IMAGINE YOU ARE AT THE CENTER OF THE COMPASS ROSE. PLACE AN "A" ON THE COMPASS TO INDICATE THE DIRECTION TO THE PHENOMENON WHEN FIRST SEEN. PLACE A "B" ON THE COMPASS TO INDICATE THE DIRECTION TO THE PHENOMENON WHEN LAST SEEN.

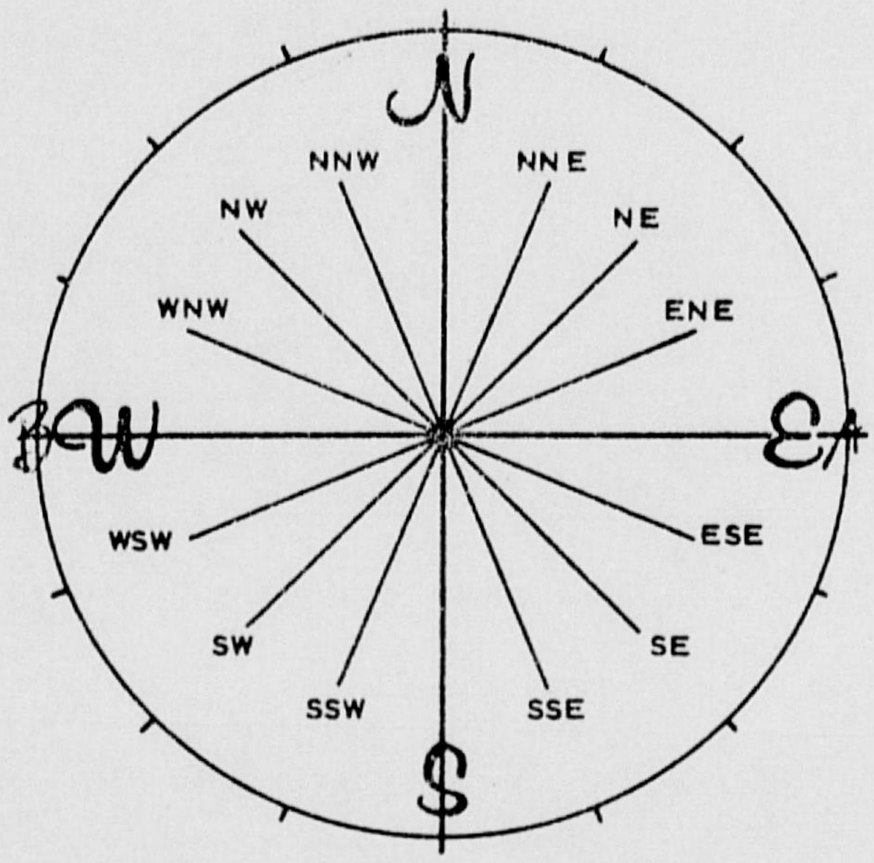

7. IN THE SKETCH BELOW, PLACE AN "A" AT THE POSITION OF THE PHENOMENON WHEN FIRST SEEN, AND A "B" AT THE POSITION OF THE PHENOMENON WHEN LAST SEEN. CONNECT THE "A" AND "B" WITH A LINE TO APPROXIMATE THE MOVEMENT OF THE PHENOMENON BETWEEN "A" AND "B". THAT IS, SCHEMATICALLY SHOW WHETHER THE MOVEMENT APPEARED TO BE STRAIGHT, CURVED OR ZIG-ZAG. REFER TO SMALLER SKETCH AS AN EXAMPLE OF HOW TO COMPLETE THE LARGER SKETCH.

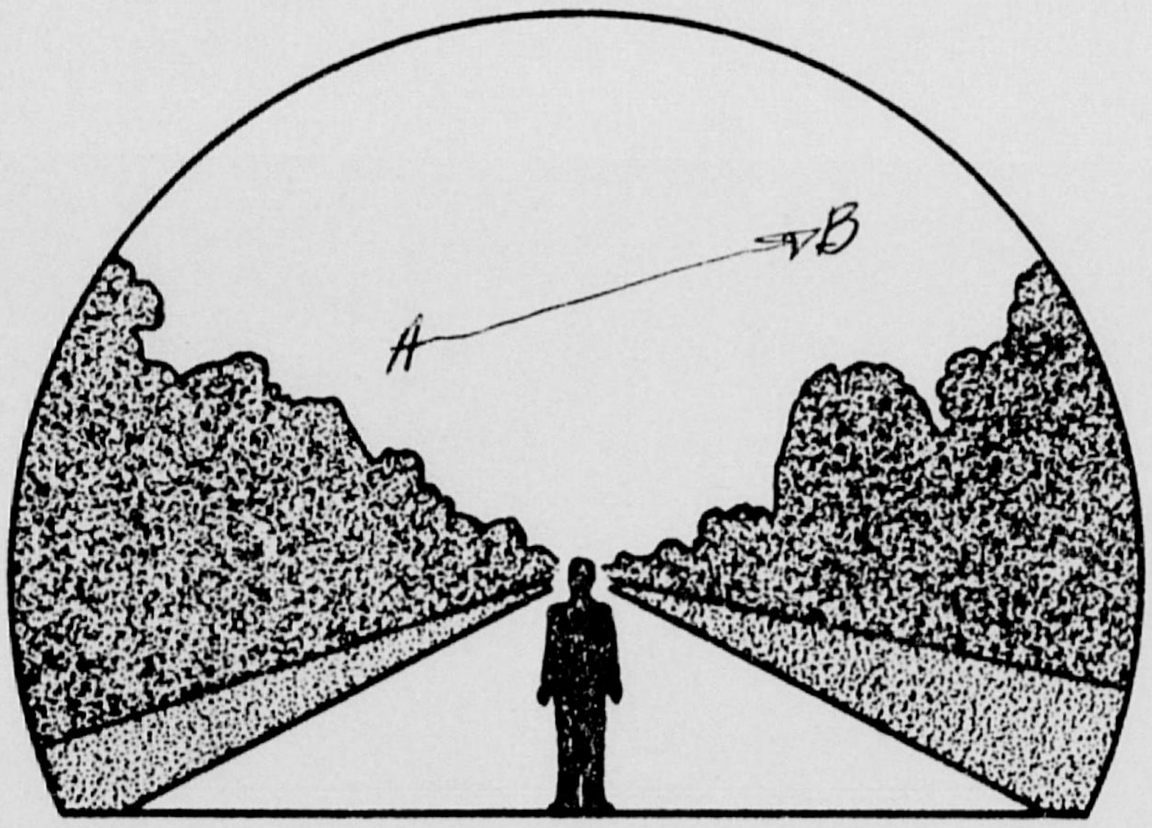

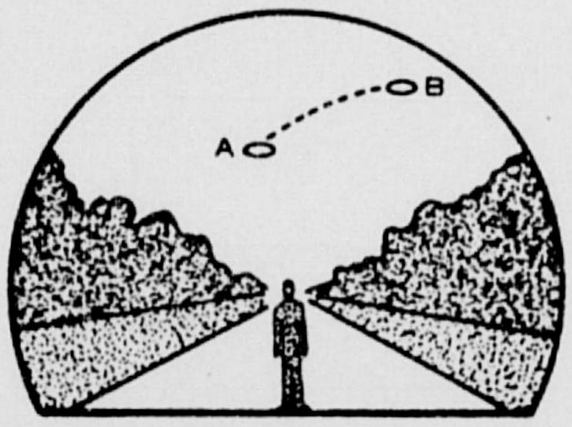

8. WHERE WERE YOU WHEN YOU SAW THE PHENOMENON? *(Check appropriate blocks.)*

✓	OUTDOORS		IN BUSINESS SECTION OF CITY
	IN BUILDING	✓	IN RESIDENTIAL SECTION OF CITY
✓	IN CAR ☒ AS DRIVER ☐ AS PASSENGER		IN OPEN COUNTRYSIDE
	IN BOAT		NEAR AIRFIELD
	IN AIRPLANE ☐ AS PILOT ☐ AS PASSENGER	✓	FLYING OVER CITY
	OTHER		FLYING OVER OPEN COUNTRY
			OTHER

A. IF YOU WERE IN A VEHICLE, COMPLETE THE FOLLOWING:

WHAT DIRECTION WERE YOU MOVING?

	NORTH		EAST
	SOUTH	✓	WEST
	NORTHEAST		SOUTHEAST
	NORTHWEST		SOUTHWEST

HOW FAST WERE YOU MOVING?

5 MPH

DID YOU STOP ANYTIME WHILE OBSERVING THE PHENOMENON?

☒ YES ☐ NO

EXPLAIN WHETHER SUCH MOVEMENT AFFECTS YOUR SKETCHES IN ITEMS 5 AND 6.

DESCRIBE TYPE OF VEHICLE YOU WERE IN AND TYPE OF ROAD, TERRAIN OR BODY OF WATER YOU TRAVERSED DURING THE SIGHTING. STATE WHETHER WINDOWS OR CONVERTIBLE TOP WERE UP OR DOWN.

[redacted] CITY STREET

WINDOWS DOWN

HOW MUCH OTHER TRAFFIC WAS THERE?

Medium

DID YOU NOTICE ANY AIRPLANES? ☐ YES ☒ NO. IF "YES," DESCRIBE WHEN THEY WERE IN SIGHT RELATIVE TO THE TIME OF SIGHTING THE PHENOMENON AND WHERE THEY WERE IN THE SKY RELATIVE TO THE POSITION OF THE PHENOMENON.

9. HOW LONG WAS THE PHENOMENON IN SIGHT?

LENGTH OF TIME 15 minutes

✓	CERTAIN OF TIME		NOT VERY SURE
	FAIRLY CERTAIN		JUST A GUESS

HOW WAS TIME DETERMINED?

WAS THE PHENOMENON IN SIGHT CONTINUOUSLY? ☒ YES ☐ NO. IF "NO," INDICATE WHETHER THIS IS DUE TO YOUR MOVEMENT OR THE BEHAVIOR OF THE PHENOMENON, AND DESCRIBE SUCH MOVEMENT OR BEHAVIOR. INDICATE DISAPPEARANCES ON PREVIOUS SKETCHES.

10. IF THERE WERE MORE THAN ONE PHENOMENON, HOW MANY WERE THERE? DRAW A PICTURE TO SHOW HOW THEY WERE ARRANGED. DID THIS ARRANGEMENT CHANGE DURING THE SIGHTING?

11. CONDITIONS *(Check appropriate blocks.)*

A. SKY		B. WEATHER			
	DAY		CUMULUS CLOUDS *(Low fluffy)*		FOG OR MIST
	TWILIGHT		CIRRUS CLOUDS *(High fleecy or Herring-bone)*		HEAVY RAIN
✓	NIGHT	✓			LIGHT RAIN OR DRIZZLE
	CLEAR		NIMBUS CLOUDS *(Rain)*		HAIL
✓	PARTLY CLOUDY		CUMULONIMBUS CLOUDS *(Thunderstorms)*		SNOW OR SLEET
	COMPLETELY OVERCAST				UNKNOWN
			HAZE OR SMOG	✓	NONE OF THE ABOVE

C. IF THE SIGHTING WAS AT TWILIGHT OR NIGHT, WHAT DID YOU NOTICE ABOUT THE STARS AND MOON? stars & quarter moon

(1) STARS		(2) MOON		
	NONE	✓	BRIGHT MOONLIGHT	NO MOONLIGHT
✓	A FEW		MOON WITH HALO	UNKNOWN
	MANY		MOON HIDDEN BY CLOUDS	
	UNKNOWN		PARTIAL *(New or quarter)*	

D. IF SIGHTING WAS IN DAYLIGHT, WAS THE SUN VISIBLE? ☐ YES ☐ NO. IF "YES," WHERE WAS THE SUN AS YOU FACED THE PHENOMENON?

	IN FRONT OF YOU		TO YOUR RIGHT		OVERHEAD *(Near noon)*
	IN BACK OF YOU		TO YOUR LEFT		UNKNOWN

E. SPECIFY THE MAJOR SOURCE OF ILLUMINATION PRESENT DURING THE SIGHTING, SUCH AS THE SUN, HEADLIGHTS OR STREET LAMP, ETC. FOR TERRESTRIAL ILLUMINATION, SPECIFY DISTANCE TO LIGHT SOURCE.

Terrestrial parking lot lights

12. GIVE A BRIEF DESCRIPTION OF THE PHENOMENON, INDICATING WHETHER IT APPEARED DARK OR LIGHT, WHETHER IT REFLECTED LIGHT OR WAS SELF-LUMINOUS AND WHAT COLORS YOU NOTICED. DESCRIBE YOUR IMPRESSION OF WHETHER IT WAS SOLID OR TRANSPARENT, WHETHER EDGES WERE SHARP OR FUZZY. DESCRIBE THE SHAPE OR INDICATE IF IT APPEARED AS A POINT OF LIGHT. INDICATE COMPARISONS WITH OTHER OBSERVED OBJECTS, LIKE STARS, A LIGHT OR OTHER OBJECT IN YOUR FIELD OF VIEW.

clear light
solid
sharp edges



13. DID THE PHENOMENON	YES	NO	UNKNOWN
MOVE IN A STRAIGHT LINE?	✓		
STAND STILL AT ANYTIME?		✓	
SUDDENLY SPEED UP AND RUN AWAY?	✓		
BREAK UP IN PARTS AND EXPLODE?		✓	
CHANGE COLOR?		✓	
GIVE OFF SMOKE?		✓	
CHANGE BRIGHTNESS?		✓	
CHANGE SHAPE?		✓	
FLASH OR FLICKER?		✓	
DISAPPEAR AND REAPPEAR?		✓	
SPIN LIKE A TOP?	✓		
MAKE A NOISE?		✓	
FLUTTER OR WOBBLE?		✓	

14. WHAT DREW YOUR ATTENTION TO THE PHENOMENON?

Happen to look up and noticed light to around object.

A. HOW DID IT FINALLY DISAPPEAR?

Too far away to see.

B. DID THE PHENOMENON MOVE BEHIND OR IN FRONT OF SOMETHING, LIKE A CLOUD, TREE, OR BUILDING AT ANY TIME?
☑ YES ☐ NO. IF "YES," DESCRIBE.

Moved behind clouds but could see it anyway.

15. DRAW A PICTURE THAT WILL SHOW THE SHAPE OF THE PHENOMENON. INCLUDE AND LABEL ANY DETAILS THAT MIGHT HAVE APPEARED AS WINGS OR PROTRUSIONS, AND INDICATE EXHAUST OR VAPOR TRAILS. INDICATE BY AN ARROW THE DIRECTION THE PHENOMENON WAS MOVING.

dark gray



no lights
yellowish

16. WHAT WAS THE ANGULAR SIZE? HOLD A MATCH AT ARM'S LENGTH IN FRONT OF A KNOWN OBJECT, SUCH AS A STREET LAMP OR THE MOON. NOTE HOW MUCH OF THE OBJECT IS COVERED BY THE HEAD OF THE MATCH. NOW IF YOU HAD BEEN ABLE TO PERFORM THIS EXPERIMENT AT THE TIME OF THE SIGHTING, ESTIMATE WHAT FRACTION OF THE PHENOMENON WOULD HAVE BEEN COVERED BY THE MATCH HEAD.

match head would have covered up about a sixth

17. DID YOU OBSERVE THE PHENOMENON THROUGH ANY OF THE FOLLOWING? INCLUDE INFORMATION ON MODEL, TYPE, FILTER, LENS PRESCRIPTION OR OTHER APPLICABLE DATA.

	EYEGLASSES		CAMERA VIEWER
	SUNGLASSES		BINOCULARS
✓	WINDSHIELD		TELESCOPE
	SIDE WINDOW OF VEHICLE		THEODOLITE
	WINDOWPANE		OTHER

A. DO YOU ORDINARILY WEAR GLASSES? ☐ YES ☑ ~~NO~~

B. DO YOU USE READING GLASSES? ☐ YES ☐ ~~NO~~

18. WHAT WAS YOUR IMPRESSION OF THE SPEED OF THE PHENOMENON? GIVE ESTIMATE OF SPEED 100-150MPH

19. WHAT WAS YOUR IMPRESSION OF THE DISTANCE OF THE PHENOMENON? GIVE ESTIMATE OF DISTANCE 1/4 mile

20. IN ORDER THAT WE MAY OBTAIN AS CLEAR A PICTURE AS POSSIBLE OF WHAT YOU SAW, DESCRIBE IN YOUR OWN WORDS A COMMON OBJECT OR OBJECTS WHICH, WHEN PLACED IN THE SKY, SIMILAR TO WHERE YOU NOTED THE PHENOMENON, WOULD BEAR SOME RESEMBLANCE TO WHAT YOU SAW. DESCRIBE SIMILARITIES AND DIFFERENCES BETWEEN THE COMMON OBJECT AND WHAT YOU SAW.

saucer or plate
close except for bumps on top
& bottom

21. DID YOU NOTICE ANY ODOR, NOISE, OR HEAT EMANATING FROM THE PHENOMENON OR ANY EFFECT ON YOURSELF, ANIMALS OR MACHINERY IN THE VICINITY? ☐ YES ☑ ~~NO~~. IF "YES," DESCRIBE.

A. DID THE PHENOMENON DISTURB THE GROUND OR LEAVE ANY PHYSICAL EVIDENCE. ☐ YES ☑ ~~NO~~. IF "YES," DESCRIBE.

22. HAVE YOU EVER SEEN THIS OR A SIMILAR PHENOMENON BEFORE? ☐ YES ☒ NO. IF "YES," GIVE DATE AND LOCATION.

23. WAS ANYONE WITH YOU AT THE TIME YOU SAW THE PHENOMENON? ☒ YES ☐ NO. IF "YES," DID THEY SEE IT TOO? ☒ YES ☐ NO.

A. LIST THEIR N[redacted]S AND ADDRESSES

[redacted] Marshall Rd, Kettering
Mary Brook Dr, "

24. GIVE THE FOLLOWING INFORMATION ABOUT YOURSELF

LAST NAME, FI[redacted]E, MIDDLE NAME

ADDRES[redacted] DR. KETTERING 45440

TELEPHO[redacted] code and number	AGE 019		☐ MALE		☐ FEMALE

INDICATE [redacted] INFORMATION INCLUDING OCCUPATION AND ANY EXPERIENCE WHICH MAY BE PERTINENT.

25. WHEN AND TO WHOM DID YOU REPORT THAT YOU HAD SIGHTED THIS PHENOMENON?

NAME _____ DAY _____ MONTH _____ YEAR _____

26. DATE YOU COMPLETED THIS QUESTIONNAIRE.

DAY _____ MONTH _____ YEAR _____

DEPARTMENT OF THE AIR FORCE
HEADQUARTERS FOREIGN TECHNOLOGY DIVISION (AFSC)
WRIGHT-PATTERSON AIR FORCE BASE OHIO 45433

REPLY TO ATTN OF: TDPT (UFO)

JUL 3 1968

SUBJECT: UFO Observation, 30 June 1968

[redacted]
Dayton, Ohio 45439

Reference your recent unidentified flying object sighting which you reported to the Air Force. The information which we have received is not sufficient for a scientific investigation. Request you complete the attached AF Form 117 and return it in the self-addressed envelope. Thank you for reporting your observation to the Air Force.

HECTOR QUINTANILLA, Jr, Lt Colonel, USAF
Chief, Aerial Phenomena Office
Aerospace Technologies Division
Production Directorate

1 Atch
AF Form 117 w/envelope

DEPARTMENT OF THE AIR FORCE
HEADQUARTERS FOREIGN TECHNOLOGY DIVISION (AFSC)
WRIGHT-PATTERSON AIR FORCE BASE, OHIO 45433

REPLY TO ATTN OF: TDPT (UFO)

SUBJECT: UFO Observation, 30 June 1968

JUL 3 1968

TO: Mr [redacted]
West Carrollton, Ohio 45449

Reference your recent unidentified flying object sighting which you reported to the Air Force. The information which we have received is not sufficient for a scientific investigation. Request you complete the attached AF Form 117 and return it in the self-addressed envelope. Thank you for reporting your observation to the Air Force.

HECTOR QUINTANILLA, Jr, Lt Colonel, USAF
Chief, Aerial Phenomena Office
Aerospace Technologies Division
Production Directorate

1 Atch
AF Form 117 w/envelope

See 28 June O.D. sheet.

EO Jan 68

DEPARTMENT OF THE AIR FORCE
HEADQUARTERS FOREIGN TECHNOLOGY DIVISION (AFSC)
WRIGHT-PATTERSON AIR FORCE BASE, OHIO 45433

REPLY TO ATTN OF: TDPT (UFO)

JUL 3 1968

SUBJECT: UFO Observation, 30 June 1968

TO: [redacted]
Dayton, Ohio 45429

Reference your recent unidentified flying object sighting which you reported to the Air Force. The information which we have received is not sufficient for a scientific investigation. Request you complete the attached AF Form 117 and return it in the self-addressed envelope. Thank you for reporting your observation to the Air Force.

HECTOR QUINTANILLA, Jr, Lt Colonel, USAF
Chief, Aerial Phenomena Office
Aerospace Technologies Division
Production Directorate

1 Atch
AF Form 117 w/envelope

AFR 80-17(C1)

SIGHTING OF UNIDENTIFIED PHENOMENA QUESTIONNAIRE

BUDGET BUREAU APPROVAL NUMBER 21-R258

THIS QUESTIONNAIRE HAS BEEN PREPARED SO THAT YOU CAN GIVE THE U.S. AIR FORCE AS MUCH INFORMATION AS POSSIBLE CONCERNING THE UNIDENTIFIED PHENOMENON THAT YOU HAVE OBSERVED. PLEASE TRY TO ANSWER ALL OF THE QUESTIONS. THE INFORMATION YOU GIVE WILL BE USED FOR RESEARCH PURPOSES. YOUR NAME WILL NOT BE USED IN CONNECTION WITH ANY OF YOUR STATEMENTS OR CONCLUSIONS WITHOUT YOUR PERMISSION. RETURN TO AIR FORCE BASE INVESTIGATOR FOR FORWARDING TO FTD (TDETR), WRIGHT-PATTERSON AFB, OHIO 45433, IAW AFR 80-17. *(IF ADDITIONAL SHEETS ARE NEEDED FOR NARRATIVE OR SKETCHES ATTACH SECURELY TO THIS FORM OR ANNOTATE WITH YOUR NAME FOR IDENTIFICATION.)*

1. WHEN DID YOU SEE THE PHENOMENON? DAY 30 MONTH June YEAR 68

2. WHAT TIME DID YOU FIRST SIGHT THE PHENOMENON? HOUR 10 MINUTES 05 ☐ A.M. ☑ P.M.

3. WHAT TIME DID YOU LAST SIGHT THE PHENOMENON? HOUR 10 MINUTES 15 ☐ A.M. ☑ P.M.

4. TIME ZONE ☑ DAYLIGHT SAVINGS ☐ STANDARD
☑ EASTERN ☐ CENTRAL ☐ MOUNTAIN ☐ PACIFIC ☐ OTHER

5. WHERE WERE YOU WHEN YOU SAW THE PHENOMENON? IF IN CITY, GIVE THE NEAREST STREET ADDRESS AND INDICATE ON A HAND DRAWN MAP WHERE YOU WERE STANDING WITH REFERENCE TO THE ADDRESS. IF IN THE COUNTRY, IDENTIFY THE HIGHWAY YOU WERE ON OR NEAR AND TRY TO FIX A DISTANCE AND DIRECTION FROM SOME RECOGNIZABLE LANDMARK.

[redacted]

6. IMAGINE YOU ARE AT THE POINT SHOWN IN THE SKETCH, PLACE AN "A" ON THE CURVED LINE TO SHOW HOW HIGH THE PHENOMENON WAS ABOVE THE HORIZON, OR SKYLINE, WHEN FIRST SEEN. PLACE A "B" ON THE SAME CURVED LINE TO SHOW HOW HIGH ABOVE THE HORIZON THE PHENOMENON WAS WHEN LAST SEEN.

altitude = 5K' or more

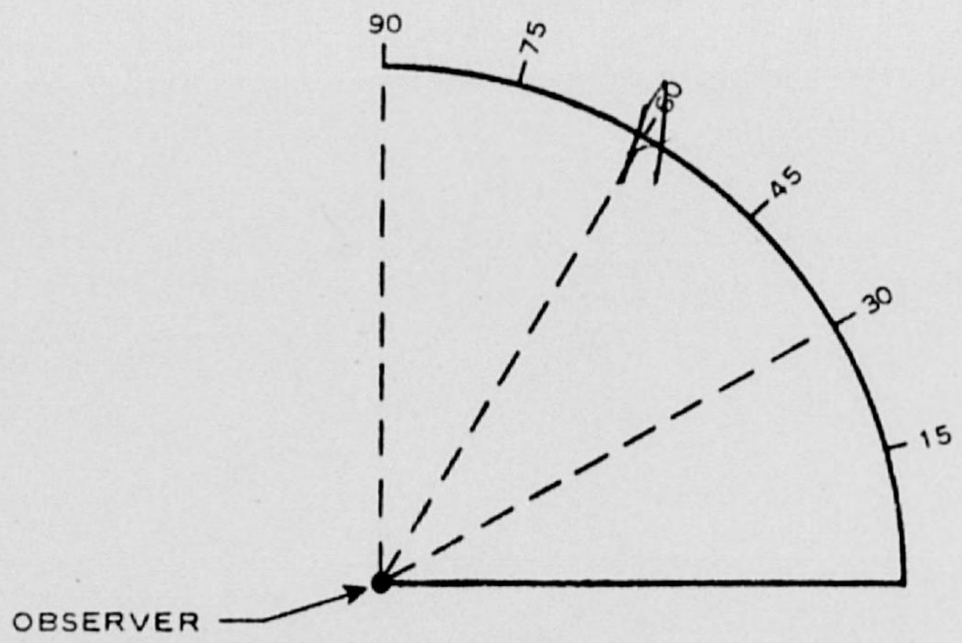

AF FORM AUG 67 117

6A. NOW IMAGINE YOU ARE AT THE CENTER OF THE COMPASS ROSE. PLACE AN "A" ON THE COMPASS TO INDICATE THE DIRECTION TO THE PHENOMENON WHEN FIRST SEEN. PLACE A "B" ON THE COMPASS TO INDICATE THE DIRECTION TO THE PHENOMENON WHEN LAST SEEN.

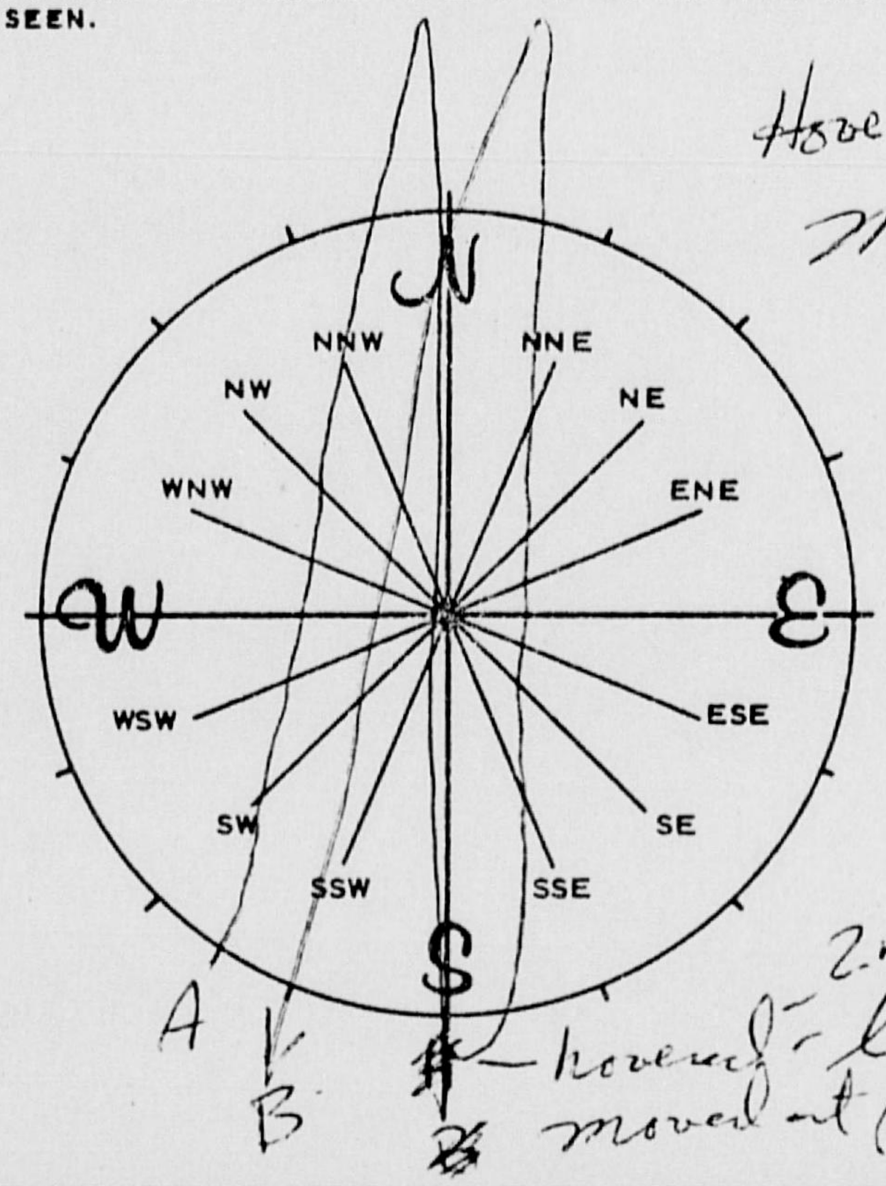

Hovered - 2 min
moved at first speed.

7. IN THE SKETCH BELOW, PLACE AN "A" AT THE POSITION OF THE PHENOMENON WHEN FIRST SEEN, AND A "B" AT THE POSITION OF THE PHENOMENON WHEN LAST SEEN. CONNECT THE "A" AND "B" WITH A LINE TO APPROXIMATE THE MOVEMENT OF THE PHENOMENON BETWEEN "A" AND "B". THAT IS, SCHEMATICALLY SHOW WHETHER THE MOVEMENT APPEARED TO BE STRAIGHT, CURVED OR ZIG-ZAG. REFER TO SMALLER SKETCH AS AN EXAMPLE OF HOW TO COMPLETE THE LARGER SKETCH.



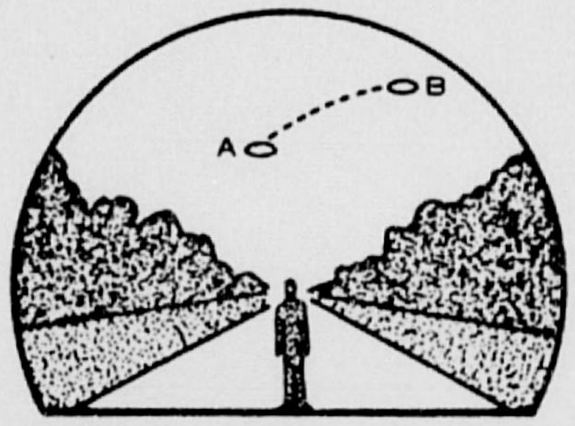

8. WHERE WERE YOU WHEN YOU SAW THE PHENOMENON? *(Check appropriate blocks.)*

✓	OUTDOORS		IN BUSINESS SECTION OF CITY
	IN BUILDING	✓	IN RESIDENTIAL SECTION OF CITY
	IN CAR ☐ AS DRIVER ☐ AS PASSENGER		IN OPEN COUNTRYSIDE
	IN BOAT		NEAR AIRFIELD
	IN AIRPLANE ☐ AS PILOT ☐ AS PASSENGER		FLYING OVER CITY
	OTHER		FLYING OVER OPEN COUNTRY
			OTHER

A. IF YOU WERE IN A VEHICLE, COMPLETE THE FOLLOWING:

WHAT DIRECTION WERE YOU MOVING?

	NORTH		EAST
	SOUTH		WEST
	NORTHEAST		SOUTHEAST
	NORTHWEST		SOUTHWEST

HOW FAST WERE YOU MOVING?

DID YOU STOP ANYTIME WHILE OBSERVING THE PHENOMENON? ☐ YES ☐ NO

EXPLAIN WHETHER SUCH MOVEMENT AFFECTS YOUR SKETCHES IN ITEMS 5 AND 6.

DESCRIBE TYPE OF VEHICLE YOU WERE IN AND TYPE OF ROAD, TERRAIN OR BODY OF WATER YOU TRAVERSED DURING THE SIGHTING. STATE WHETHER WINDOWS OR CONVERTIBLE TOP WERE UP OR DOWN.

HOW MUCH OTHER TRAFFIC WAS THERE?

DID YOU NOTICE ANY AIRPLANES? ☑ YES ☐ NO. IF "YES," DESCRIBE WHEN THEY WERE IN SIGHT RELATIVE TO THE TIME OF SIGHTING THE PHENOMENON AND WHERE THEY WERE IN THE SKY RELATIVE TO THE POSITION OF THE PHENOMENON.

Closer light going S.W. - objet N. W at time
plane cut across path.

9. HOW LONG WAS THE PHENOMENON IN SIGHT?

LENGTH OF TIME 10 min.

	CERTAIN OF TIME		NOT VERY SURE
✓	FAIRLY CERTAIN		JUST A GUESS

HOW WAS TIME DETERMINED? 3 guys watches

WAS THE PHENOMENON IN SIGHT CONTINUOUSLY? ☑ YES ☐ NO. IF "NO," INDICATE WHETHER THIS IS DUE TO YOUR MOVEMENT OR THE BEHAVIOR OF THE PHENOMENON, AND DESCRIBE SUCH MOVEMENT OR BEHAVIOR. INDICATE DISAPPEARANCES ON PREVIOUS SKETCHES.

10. IF THERE WERE MORE THAN ONE PHENOMENON, HOW MANY WERE THERE? DRAW A PICTURE TO SHOW HOW THEY WERE ARRANGED. DID THIS ARRANGEMENT CHANGE DURING THE SIGHTING?

only one

11. CONDITIONS *(Check appropriate blocks.)*

A. SKY		B. WEATHER			
	DAY		CUMULUS CLOUDS *(Low fluffy)*		FOG OR MIST
	TWILIGHT		CIRRUS CLOUDS *(High fleecy or Herring-bone)*		HEAVY RAIN
	NIGHT				LIGHT RAIN OR DRIZZLE
✓	CLEAR		NIMBUS CLOUDS *(Rain)*		HAIL
	PARTLY CLOUDY		CUMULONIMBUS CLOUDS *(Thunderstorms)*		SNOW OR SLEET
	COMPLETELY OVERCAST				UNKNOWN
			HAZE OR SMOG		NONE OF THE ABOVE

C. IF THE SIGHTING WAS AT TWILIGHT OR NIGHT, WHAT DID YOU NOTICE ABOUT THE STARS AND MOON?

(1) STARS		(2) MOON		
	NONE	✓ BRIGHT MOONLIGHT		NO MOONLIGHT
✓	A FEW	MOON WITH HALO		UNKNOWN
	MANY	MOON HIDDEN BY CLOUDS		
	UNKNOWN	PARTIAL *(New or quarter)*		

D. IF SIGHTING WAS IN DAYLIGHT, WAS THE SUN VISIBLE? ☐ YES ☐ NO. IF "YES," WHERE WAS THE SUN AS YOU FACED THE PHENOMENON?

	IN FRONT OF YOU		TO YOUR RIGHT		OVERHEAD *(Near noon)*
	IN BACK OF YOU		TO YOUR LEFT		UNKNOWN

E. SPECIFY THE MAJOR SOURCE OF ILLUMINATION PRESENT DURING THE SIGHTING, SUCH AS THE SUN, HEADLIGHTS OR STREET LAMP, ETC. FOR TERRESTRIAL ILLUMINATION, SPECIFY DISTANCE TO LIGHT SOURCE.

Moon only.

12. GIVE A BRIEF DESCRIPTION OF THE PHENOMENON, INDICATING WHETHER IT APPEARED DARK OR LIGHT, WHETHER IT REFLECTED LIGHT OR WAS SELF-LUMINOUS AND WHAT COLORS YOU NOTICED. DESCRIBE YOUR IMPRESSION OF WHETHER IT WAS SOLID OR TRANSPARENT, WHETHER EDGES WERE SHARP OR FUZZY. DESCRIBE THE SHAPE OR INDICATE IF IT APPEARED AS A POINT OF LIGHT. INDICATE COMPARISONS WITH OTHER OBSERVED OBJECTS, LIKE STARS, A LIGHT OR OTHER OBJECT IN YOUR FIELD OF VIEW.

No lights except bright lights, red light - no
light noted on ballon -
bright red light flashed - white in wide group.
appeared as a water ballon sloshing

13. DID THE PHENOMENON	YES	NO	UNKNOWN
MOVE IN A STRAIGHT LINE?		—	
STAND STILL AT ANYTIME? appeared at start			
SUDDENLY SPEED UP AND RUN AWAY?	—		
BREAK UP IN PARTS AND EXPLODE?		✓	✓
CHANGE COLOR?		✓	
GIVE OFF SMOKE?		✓	
CHANGE BRIGHTNESS?			✓
CHANGE SHAPE?		✓	✓
FLASH OR FLICKER?	✓		
DISAPPEAR AND REAPPEAR?		✓	
SPIN LIKE A TOP?		✓	
MAKE A NOISE?		✓	
FLUTTER OR WOBBLE? steel		—	—

14. WHAT DREW YOUR ATTENTION TO THE PHENOMENON?

A. HOW DID IT FINALLY DISAPPEAR?

out of sight - distance

B. DID THE PHENOMENON MOVE BEHIND OR IN FRONT OF SOMETHING, LIKE A CLOUD, TREE, OR BUILDING AT ANY TIME?
☐ YES ☐ NO. IF "YES," DESCRIBE.

No.

15. DRAW A PICTURE THAT WILL SHOW THE SHAPE OF THE PHENOMENON. INCLUDE AND LABEL ANY DETAILS THAT MIGHT HAVE APPEARED AS WINGS OR PROTRUSIONS, AND INDICATE EXHAUST OR VAPOR TRAILS. INDICATE BY AN ARROW THE DIRECTION THE PHENOMENON WAS MOVING.

Roughly

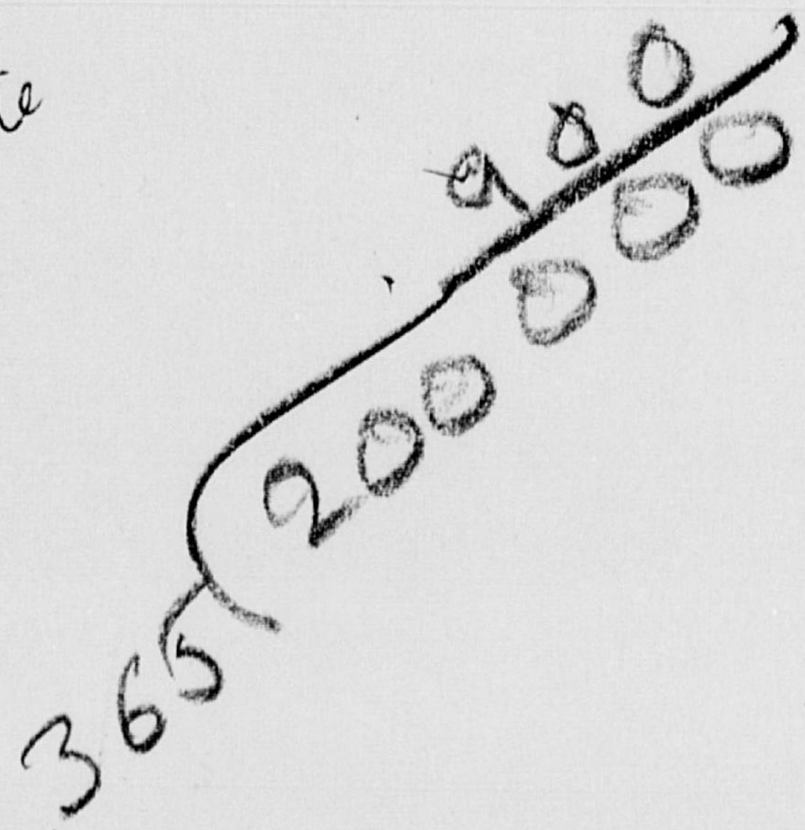

16. WHAT WAS THE ANGULAR SIZE? HOLD A MATCH AT ARM'S LENGTH IN FRONT OF A KNOWN OBJECT, SUCH AS A STREET LAMP OR THE MOON. NOTE HOW MUCH OF THE OBJECT IS COVERED BY THE HEAD OF THE MATCH. NOW IF YOU HAD BEEN ABLE TO PERFORM THIS EXPERIMENT AT THE TIME OF THE SIGHTING, ESTIMATE WHAT FRACTION OF THE PHENOMENON WOULD HAVE BEEN COVERED BY THE MATCH HEAD.

Match head - covered 1/5 of it.
Compared LBS 2 considerg distance

17. DID YOU OBSERVE THE PHENOMENON THROUGH ANY OF THE FOLLOWING? INCLUDE INFORMATION ON MODEL, TYPE, FILTER, LENS PRESCRIPTION OR OTHER APPLICABLE DATA.

	EYEGLASSES		CAMERA VIEWER
	SUNGLASSES		BINOCULARS
	WINDSHIELD		TELESCOPE
	SIDE WINDOW OF VEHICLE		THEODOLITE
	WINDOWPANE		OTHER

A. DO YOU ORDINARILY WEAR GLASSES? ☐ YES ☐ NO

B. DO YOU USE READING GLASSES? ☐ YES ☐ NO

18. WHAT WAS YOUR IMPRESSION OF THE SPEED OF THE PHENOMENON? GIVE ESTIMATE OF SPEED MACH 2 at altitude less of the time.

19. WHAT WAS YOUR IMPRESSION OF THE DISTANCE OF THE PHENOMENON? GIVE ESTIMATE OF DISTANCE _____.

20. IN ORDER THAT WE MAY OBTAIN AS CLEAR A PICTURE AS POSSIBLE OF WHAT YOU SAW, DESCRIBE IN YOUR OWN WORDS A COMMON OBJECT OR OBJECTS WHICH, WHEN PLACED IN THE SKY, SIMILAR TO WHERE YOU NOTED THE PHENOMENON, WOULD BEAR SOME RESEMBLANCE TO WHAT YOU SAW. DESCRIBE SIMILARITIES AND DIFFERENCES BETWEEN THE COMMON OBJECT AND WHAT YOU SAW.

21. DID YOU NOTICE ANY ODOR, NOISE, OR HEAT EMANATING FROM THE PHENOMENON OR ANY EFFECT ON YOURSELF, ANIMALS OR MACHINERY IN THE VICINITY? ☐ YES ☒ NO. IF "YES," DESCRIBE.

A. DID THE PHENOMENON DISTURB THE GROUND OR LEAVE ANY PHYSICAL EVIDENCE. ☐ YES ☐ NO. IF "YES," DESCRIBE.

22. HAVE YOU EVER SEEN THIS OR A SIMILAR PHENOMENON BEFORE? ☐ YES ☑ NO. IF "YES," GIVE DATE AND LOCATION.

Maybe did might be few

23. WAS ANYONE WITH YOU AT THE TIME YOU SAW THE PHENOMENON? ☑ YES ☐ NO. IF "YES," DID THEY SEE IT TOO? ☐ YES ☐ NO.

A. LIST THEIR NAMES AND ADDRESSES

24. GIVE THE FOLLOWING INFORMATION ABOUT YOURSELF

LAST NAME, FIRST NAME, MIDDLE NAME [redacted]

ADDRESS (Street, City, State, Zip Code) [redacted] 45429

TELEPHONE NUMBER (Area Code) (Home) (Office) [redacted]

AGE		MALE		FEMALE
	✓			

INDICATE ADDITIONAL INFORMATION INCLUDING OCCUPATION AND ANY EXPERIENCE WHICH MAY BE PERTINENT.

Rotaty light - erratic shpt - 2nd appeared to be in orbit until tonight & never seemed to change attitude - Abrupt changes of direction - Didn't dart like bat off world - Parabola change - except when hovering over Mont Co airport.

25. WHEN AND TO WHOM DID YOU REPORT THAT YOU HAD SIGHTED THIS PHENOMENON?

NAME SDO - Lt Woodward DAY 30 MONTH June YEAR 68

26. DATE YOU COMPLETED THIS QUESTIONNAIRE.

DAY 30 MONTH June YEAR 68

27. INFORMATION WHICH YOU FEEL IS PERTINENT BUT WHICH IS NOT ADEQUATELY COVERED IN THIS QUESTIONNAIRE, ALTERNATIVELY PROVIDE A NARRATIVE EXPLANATION OF THE SIGHTING.

Has seen blimp (Goodyear) ; aerial advertising - This was different.

Has done some flying himself. No hours known.

Not a flying saucer buff -

29-30 Jun

1 [redacted] DRIVE — SAW OBJECT (SAME) BOTH NIGHTS. - SEEMED TO CHANGE SPEED RAPIDLY

KETTERING

[redacted]

[redacted]

AFR 80-17(C1)

SIGHTING OF UNIDENTIFIED PHENOMENA QUESTIONNAIRE

BUDGET BUREAU APPROVAL NUMBER 21-R258

THIS QUESTIONNAIRE HAS BEEN PREPARED SO THAT YOU CAN GIVE THE U.S. AIR FORCE AS MUCH INFORMATION AS POSSIBLE CONCERNING THE UNIDENTIFIED PHENOMENON THAT YOU HAVE OBSERVED. PLEASE TRY TO ANSWER ALL OF THE QUESTIONS. THE INFORMATION YOU GIVE WILL BE USED FOR RESEARCH PURPOSES. YOUR NAME WILL NOT BE USED IN CONNECTION WITH ANY OF YOUR STATEMENTS OR CONCLUSIONS WITHOUT YOUR PERMISSION. RETURN TO AIR FORCE BASE INVESTIGATOR FOR FORWARDING TO FTD (TDETR), WRIGHT-PATTERSON AFB, OHIO 45433, IAW AFR 80-17. *(IF ADDITIONAL SHEETS ARE NEEDED FOR NARRATIVE OR SKETCHES ATTACH SECURELY TO THIS FORM OR ANNOTATE WITH YOUR NAME FOR IDENTIFICATION.)*

1. WHEN DID YOU SEE THE PHENOMENON?
DAY 30 MONTH JUNE YEAR 1968

2. WHAT TIME DID YOU FIRST SIGHT THE PHENOMENON?
HOUR 10 MINUTES 10 ☐ A.M. ☒ P.M.

3. WHAT TIME DID YOU LAST SIGHT THE PHENOMENON?
HOUR 10 MINUTES 25 ☐ A.M. ☒ P.M.

4. TIME / ZONE ☒ DAYLIGHT SAVINGS ☐ STANDARD
☒ EASTERN ☐ CENTRAL ☐ MOUNTAIN ☐ PACIFIC ☐ OTHER

5. WHERE WERE YOU WHEN YOU SAW THE PHENOMENON? IF IN CITY, GIVE THE NEAREST STREET ADDRESS AND INDICATE ON A HAND DRAWN MAP WHERE YOU WERE STANDING WITH REFERENCE TO THE ADDRESS. IF IN THE COUNTRY, IDENTIFY THE HIGHWAY YOU WERE ON OR NEAR AND TRY TO FIX A DISTANCE AND DIRECTION FROM SOME RECOGNIZABLE LANDMARK.

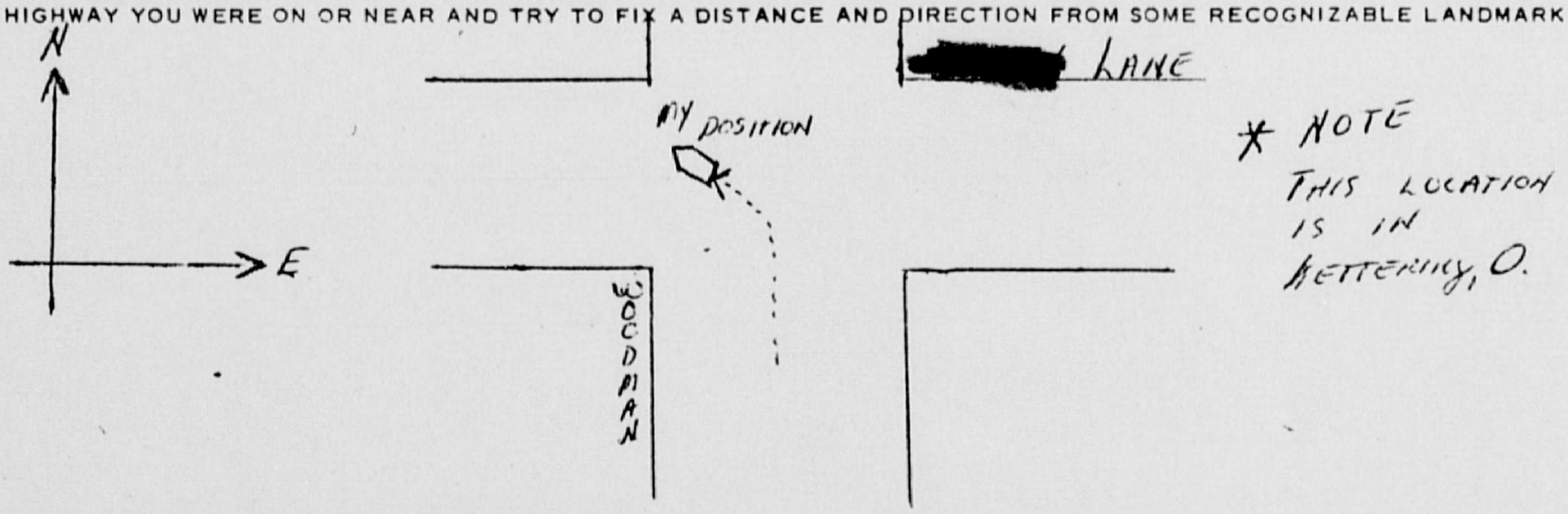

6. IMAGINE YOU ARE AT THE POINT SHOWN IN THE SKETCH, PLACE AN "A" ON THE CURVED LINE TO SHOW HOW HIGH THE PHENOMENON WAS ABOVE THE HORIZON, OR SKYLINE, WHEN FIRST SEEN. PLACE A "B" ON THE SAME CURVED LINE TO SHOW HOW HIGH ABOVE THE HORIZON THE PHENOMENON WAS WHEN LAST SEEN.

* NOTE
MY POSITION FROM FIRST SIGHTING TO LAST SIGHTING HAD CHANGED APPROX. 2 MILES IN A WESTERLY DIRECTION. POINT "C" IS WHEN OBJECT WAS AT IT'S CLOSEST PROXIMETY

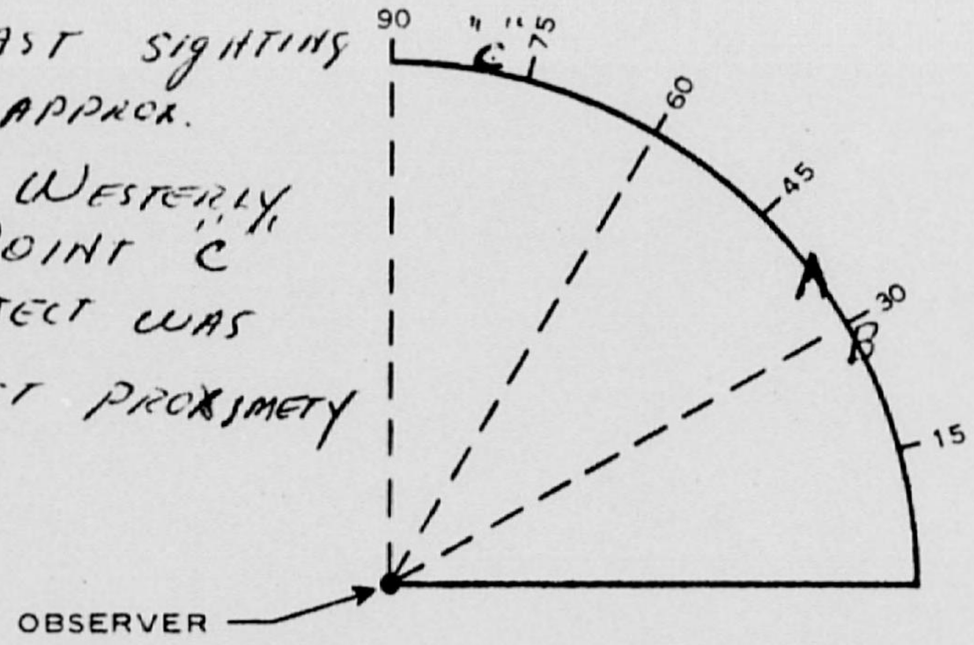

AF FORM AUG 67 117

6A. NOW IMAGINE YOU ARE AT THE CENTER OF THE COMPASS ROSE. PLACE AN "A" ON THE COMPASS TO INDICATE THE DIRECTION TO THE PHENOMENON WHEN FIRST SEEN. PLACE A "B" ON THE COMPASS TO INDICATE THE DIRECTION TO THE PHENOMENON WHEN LAST SEEN.

* NOTE
AS MENTIONED BEFORE MY POSITION HAD CHANGED. LOCATION AT LAST SIGHTING WAS APPROX ~~25~~ 75 YDS E. OF SPRINGBOI'S PK ON DOROTHY LN.

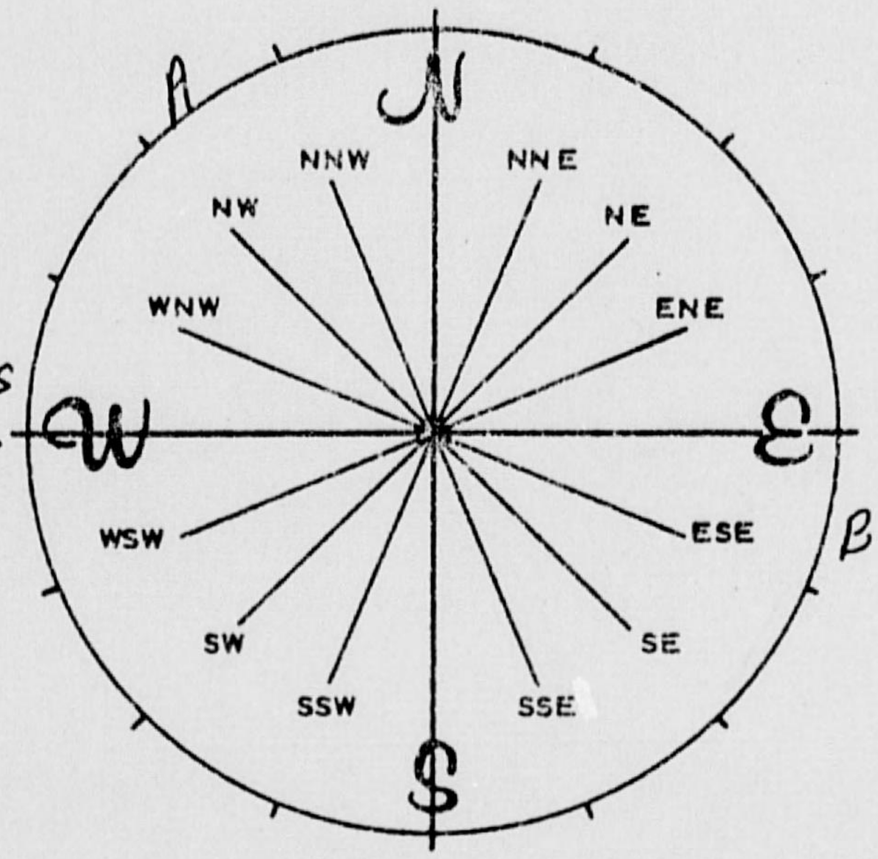

7. IN THE SKETCH BELOW, PLACE AN "A" AT THE POSITION OF THE PHENOMENON WHEN FIRST SEEN, AND A "B" AT THE POSITION OF THE PHENOMENON WHEN LAST SEEN. CONNECT THE "A" AND "B" WITH A LINE TO APPROXIMATE THE MOVEMENT OF THE PHENOMENON BETWEEN "A" AND "B". THAT IS, SCHEMATICALLY SHOW WHETHER THE MOVEMENT APPEARED TO BE STRAIGHT, CURVED OR ZIG-ZAG. REFER TO SMALLER SKETCH AS AN EXAMPLE OF HOW TO COMPLETE THE LARGER SKETCH.

IMPOSSIBLE SINCE MY LOCATION WASN'T STATIONARY

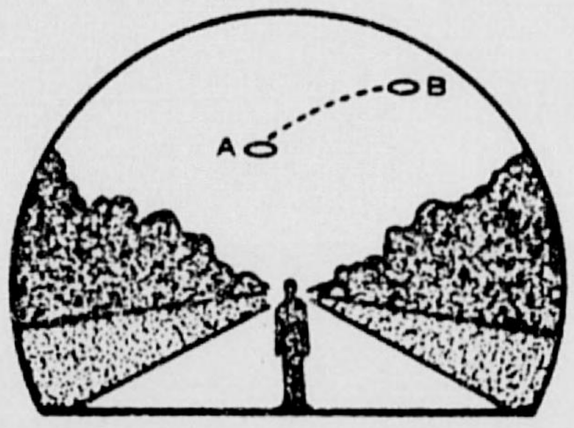



8. WHERE WERE YOU WHEN YOU SAW THE PHENOMENON? *(Check appropriate blocks.)*

X	OUTDOORS	X	IN BUSINESS SECTION OF CITY
	IN BUILDING		IN RESIDENTIAL SECTION OF CITY
	IN CAR ☐ AS DRIVER ☐ AS PASSENGER		IN OPEN COUNTRYSIDE
	IN BOAT		NEAR AIRFIELD
	IN AIRPLANE ☐ AS PILOT ☐ AS PASSENGER		FLYING OVER CITY
X	OTHER Riding MOTORCYCLE		FLYING OVER OPEN COUNTRY
			OTHER

A. IF YOU WERE IN A VEHICLE, COMPLETE THE FOLLOWING:

WHAT DIRECTION WERE YOU MOVING?

	NORTH		EAST
	SOUTH	X	WEST
	NORTHEAST		SOUTHEAST
	NORTHWEST		SOUTHWEST

HOW FAST WERE YOU MOVING?
VARIED - 0 TO 60

DID YOU STOP ANYTIME WHILE OBSERVING THE PHENOMENON?
☒ YES ☐ NO

EXPLAIN WHETHER SUCH MOVEMENT AFFECTS YOUR SKETCHES IN ITEMS 5 AND 6.
EXPLAINED IN ABOVE ITEM BOXES

DESCRIBE TYPE OF VEHICLE YOU WERE IN AND TYPE OF ROAD, TERRAIN OR BODY OF WATER YOU TRAVERSED DURING THE SIGHTING. STATE WHETHER WINDOWS OR CONVERTIBLE TOP WERE UP OR DOWN.
MOTORCYCLE - ROAD - MOSTLY FLAT ON LARGE HILL
FEW TREES

HOW MUCH OTHER TRAFFIC WAS THERE?
HEAVY

DID YOU NOTICE ANY AIRPLANES? ☐ YES ☒ NO. IF "YES," DESCRIBE WHEN THEY WERE IN SIGHT RELATIVE TO THE TIME OF SIGHTING THE PHENOMENON AND WHERE THEY WERE IN THE SKY RELATIVE TO THE POSITION OF THE PHENOMENON.

9. HOW LONG WAS THE PHENOMENON IN SIGHT?

LENGTH OF TIME				
15 MIN.	X	CERTAIN OF TIME		NOT VERY SURE
		FAIRLY CERTAIN		JUST A GUESS

HOW WAS TIME DETERMINED?
LOOKED AT WATCH - 1ST & LAST SIGHTING

WAS THE PHENOMENON IN SIGHT CONTINUOUSLY? ☐ YES ☒ NO. IF "NO," INDICATE WHETHER THIS IS DUE TO YOUR MOVEMENT OR THE BEHAVIOR OF THE PHENOMENON, AND DESCRIBE SUCH MOVEMENT OR BEHAVIOR. INDICATE DISAPPEARANCES ON PREVIOUS SKETCHES.
PROBALLY BOTH MY MOVEMENT AND BRIGHT LIGHTS FROM BOTH TRAFFIC AND A WELL LIT INTERSECTION AT DORTHY LN. & WILMINGTON

10. IF THERE WERE MORE THAN ONE PHENOMENON, HOW MANY WERE THERE? DRAW A PICTURE TO SHOW HOW THEY WERE ARRANGED. DID THIS ARRANGEMENT CHANGE DURING THE SIGHTING?

N/A

11. CONDITIONS *(Check appropriate blocks.)*

A. SKY		B. WEATHER			
	DAY		CUMULUS CLOUDS *(Low fluffy)*		FOG OR MIST
	TWILIGHT	X	CIRRUS CLOUDS *(High fleecy or Herring-bone)* VERY FEW		HEAVY RAIN
X	NIGHT				LIGHT RAIN OR DRIZZLE
X	CLEAR		NIMBUS CLOUDS *(Rain)*		HAIL
	PARTLY CLOUDY		CUMULONIMBUS CLOUDS *(Thunderstorms)*		SNOW OR SLEET
	COMPLETELY OVERCAST				UNKNOWN
			HAZE OR SMOG		NONE OF THE ABOVE

C. IF THE SIGHTING WAS AT TWILIGHT OR NIGHT, WHAT DID YOU NOTICE ABOUT THE STARS AND MOON?

(1) STARS		(2) MOON		
	NONE		BRIGHT MOONLIGHT	NO MOONLIGHT
X	A FEW		MOON WITH HALO	UNKNOWN
	MANY		MOON HIDDEN BY CLOUDS	
	UNKNOWN	X	PARTIAL *(New or* ~~Quarter~~ BRIGHT	

D. IF SIGHTING WAS IN DAYLIGHT, WAS THE SUN VISIBLE? ☐ YES ☐ NO. IF "YES," WHERE WAS THE SUN AS YOU FACED THE PHENOMENON?

	IN FRONT OF YOU	TO YOUR RIGHT	OVERHEAD *(Near noon)*
	IN BACK OF YOU	TO YOUR LEFT	UNKNOWN

E. SPECIFY THE MAJOR SOURCE OF ILLUMINATION PRESENT DURING THE SIGHTING, SUCH AS THE SUN, HEADLIGHTS OR STREET LAMP, ETC. FOR TERRESTRIAL ILLUMINATION, SPECIFY DISTANCE TO LIGHT SOURCE.

12. GIVE A BRIEF DESCRIPTION OF THE PHENOMENON, INDICATING WHETHER IT APPEARED DARK OR LIGHT, WHETHER IT REFLECTED LIGHT OR WAS SELF-LUMINOUS AND WHAT COLORS YOU NOTICED. DESCRIBE YOUR IMPRESSION OF WHETHER IT WAS SOLID OR TRANSPARENT, WHETHER EDGES WERE SHARP OR FUZZY. DESCRIBE THE SHAPE OR INDICATE IF IT APPEARED AS A POINT OF LIGHT. INDICATE COMPARISONS WITH OTHER OBSERVED OBJECTS, LIKE STARS, A LIGHT OR OTHER OBJECT IN YOUR FIELD OF VIEW.

UNABLE TO OBSERVE ACTUAL OUTLINE OF THE OBJECT ITSELF. PHENOMENON APPEARED TO BE A RATHER LONG SERIES OF LIGHTS. LIGHTS FLASHED FROM FRONT TO REAR IN A CONSECUTIVE MANNER i. e (MUCH LIKE LIGHTS LINING A RUNWAY ONLY FLASHING RATE WAS MUCH SLOWER). AT WHAT SEEMED TO BE A REGULAR INTERVAL A "SPACER BAR" WOULD SCAN THE LENGTH OF THE VEHICLE

13. DID THE PHENOMENON	YES	NO	UNKNOWN
MOVE IN A STRAIGHT LINE?		X	
STAND STILL AT ANYTIME? FROM MY VANTAGE IT APPEARED TO			X
SUDDENLY SPEED UP AND RUN AWAY?		X	
BREAK UP IN PARTS AND EXPLODE?		X	
CHANGE COLOR?		X	
GIVE OFF SMOKE?		X	
CHANGE BRIGHTNESS?	X		
CHANGE SHAPE?		X	
FLASH OR FLICKER?	X		
DISAPPEAR AND REAPPEAR?	X		
SPIN LIKE A TOP?		X	
MAKE A NOISE?		X	
FLUTTER OR WOBBLE?		X	

14. WHAT DREW YOUR ATTENTION TO THE PHENOMENON?

SAW A STRANGE LIGHT IN SKY. I COULDN'T IDENTIFY IT WITH ANYTHING I HAD EVER SEEN.

A. HOW DID IT FINALLY DISAPPEAR?

LOST SIGHT IN TREES AS I APPROACHED MY RESIDENCE

B. DID THE PHENOMENON MOVE BEHIND OR IN FRONT OF SOMETHING, LIKE A CLOUD, TREE, OR BUILDING AT ANY TIME?

☐ YES ☒ NO. IF "YES," DESCRIBE.

18. DRAW A PICTURE THAT WILL SHOW THE SHAPE OF THE PHENOMENON. INCLUDE AND LABEL ANY DETAILS THAT MIGHT HAVE APPEARED AS WINGS OR PROTRUSIONS, AND INDICATE EXHAUST OR VAPOR TRAILS. INDICATE BY AN ARROW THE DIRECTION THE PHENOMENON WAS MOVING.

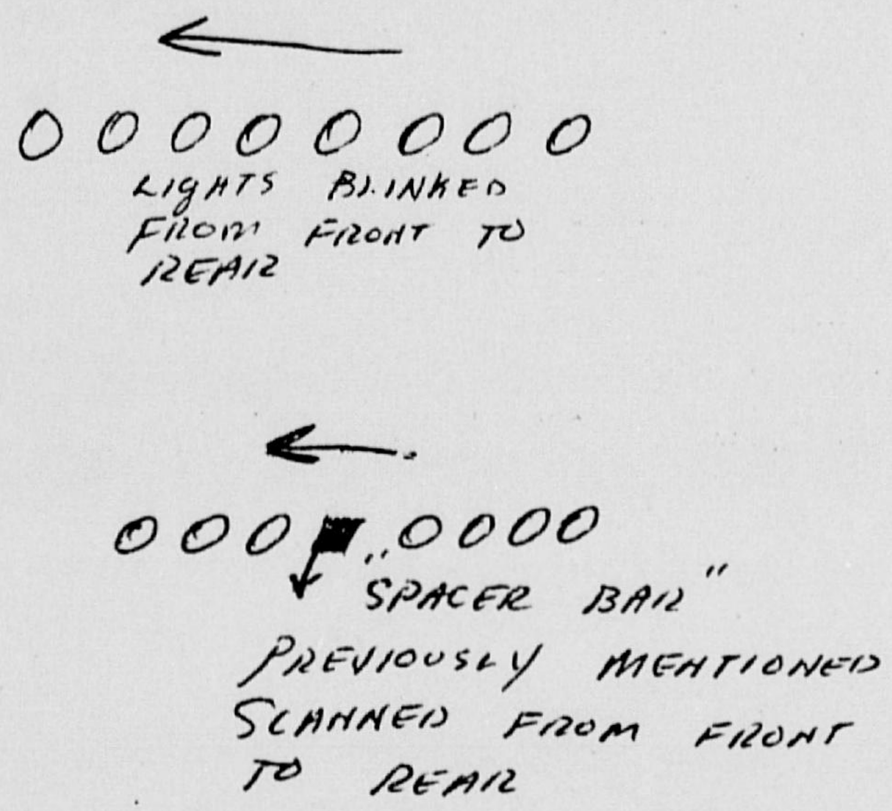

16. WHAT WAS THE ANGULAR SIZE? HOLD A MATCH AT ARM'S LENGTH IN FRONT OF A KNOWN OBJECT, SUCH AS A STREET LAMP OR THE MOON. NOTE HOW MUCH OF THE OBJECT IS COVERED BY THE HEAD OF THE MATCH. NOW IF YOU HAD BEEN ABLE TO PERFORM THIS EXPERIMENT AT THE TIME OF THE SIGHTING, ESTIMATE WHAT FRACTION OF THE PHENOMENON WOULD HAVE BEEN COVERED BY THE MATCH HEAD.

I CANNOT GIVE AN ACCURATE ANSWER TO THIS QUESTION

YELLOW LENSES

AFR 80-17(C1)

17. DID YOU OBSERVE THE PHENOMENON THROUGH ANY OF THE FOLLOWING? INCLUDE INFORMATION ON MODEL, TYPE, FILTER, LENS PRESCRIPTION OR OTHER APPLICABLE DATA.

	EYEGLASSES X NOTE - WHEN I STOPPED I TOOK THE GLASSES OFF I WAS WEARING		CAMERA VIEWER
	SUNGLASSES		BINOCULARS
	WINDSHIELD		TELESCOPE
	SIDE WINDOW OF VEHICLE		THEODOLITE
	WINDOWPANE	X	OTHER Night Riding glasses - BUCO

A. DO YOU ORDINARILY WEAR GLASSES? ☐ YES ☒ NO

B. DO YOU USE READING GLASSES? ☐ YES ☒ NO

18. WHAT WAS YOUR IMPRESSION OF THE SPEED OF THE PHENOMENON? GIVE ESTIMATE OF SPEED 1000-1500

19. WHAT WAS YOUR IMPRESSION OF THE DISTANCE OF THE PHENOMENON? GIVE ESTIMATE OF DISTANCE 2 MILES

20. IN ORDER THAT WE MAY OBTAIN AS CLEAR A PICTURE AS POSSIBLE OF WHAT YOU SAW, DESCRIBE IN YOUR OWN WORDS A COMMON OBJECT OR OBJECTS WHICH, WHEN PLACED IN THE SKY, SIMILAR TO WHERE YOU NOTED THE PHENOMENON, WOULD BEAR SOME RESEMBLANCE TO WHAT YOU SAW. DESCRIBE SIMILARITIES AND DIFFERENCES BETWEEN THE COMMON OBJECT AND WHAT YOU SAW.

I AT FIRST THOUGHT IT WAS SOME TYPE OF BANNER WHICH IS TOWED BY A PLANE USED IN ADVERTISEMENT. I COULD NOT ~~EXPLAIN~~ EXPLAIN THE FLASHING LIGHTS HOWEVER, NOR THE ABSENCE OF ASSOCIATED NOISE OR THE ABSENCE OF THE BEACON LIGHTS ON ALL AIRCRAFT

21. DID YOU NOTICE ANY ODOR, NOISE, OR HEAT EMANATING FROM THE PHENOMENON OR ANY EFFECT ON YOURSELF, ANIMALS OR MACHINERY IN THE VICINITY? ☐ YES ☒ NO. IF "YES," DESCRIBE.

A. DID THE PHENOMENON DISTURB THE GROUND OR LEAVE ANY PHYSICAL EVIDENCE. ☐ YES ☒ NO. IF "YES," DESCRIBE.

22. HAVE YOU EVER SEEN THIS OR A SIMILAR PHENOMENON BEFORE? ☐ YES ☒ NO. IF "YES," GIVE DATE AND LOCATION.

23. WAS ANYONE WITH YOU AT THE TIME YOU SAW THE PHENOMENON? ☐ YES ☒ NO. IF "YES," DID THEY SEE IT TOO? ☐ YES ☐ NO.

A. LIST THEIR NAMES AND ADDRESSES

24. GIVE THE FOLLOWING INFORMATION ABOUT YOURSELF

LAST NAME, FIRST NAME, MIDDLE NAME: [redacted]

ADDRESS (Street, City, State and Zip Code): [redacted] DAYTON OHIO 45439

TELEPHONE (Area code and number): [redacted]

AGE: 23

☒ MALE ☐ FEMALE

INDICATE ADDITIONAL INFORMATION INCLUDING OCCUPATION AND ANY EXPERIENCE WHICH MAY BE PERTINENT.

I AM EMPLOYED AS A POLICE OFFICER WITH THE DAYTON POLICE DEPT. - AFOREMENTIONED TO SHOW I AM OF RELIABLE CHARACTER AND NOT ~~A~~ REPORTING THIS AS A "GAG"

~~WORK~~ WORKED FOR 6 MOS. FOR LOWELL TECH. INST. RESEARCH FOUNDATION IN CONJUNCTION WITH F.T.D AT W.P.A.F.B. DOING OPTICAL PHYSICS RESEARCH

IN THE SERVICE I WAS IN ELECTRONICS WARFARE AS A COUNTER MEASURES SEARCH & ANALYSIS SPECIALISTS WITH THE U.S. ARMY SECURITY AGENCY M.O.S. 94J20

25. WHEN AND TO WHOM DID YOU REPORT THAT YOU HAD SIGHTED THIS PHENOMENON?

DAYTON DAILY NEWS

NAME PROJECT BLUE BOOK OFFICE DAY 30 MONTH JUNE YEAR 1968

26. DATE YOU COMPLETED THIS QUESTIONNAIRE.

DAY 2 MONTH JULY YEAR 1968

27. INFORMATION WHICH YOU FEEL IS PERTINENT BUT WHICH IS NOT ADEQUATELY COVERED IN THIS QUESTIONNAIRE, ALTERNATIVELY PROVIDE A NARRATIVE EXPLANATION OF THE SIGHTING.

Gentleman:

First of all let me thank you for your cooperation and apologize to you for wasting your time and causing seemingly unecessary paperwork.

Since my spotting of this phenomenon and the receipt of this questionnaire I have found outthat what I saw that night was nothing more than an advertising blimp. I have on previous occasions seen this blimp in the Dayton area. However I have always seen it during the daylight hours. When first sighting this phenomenon, I thought of this blimp, however at one point the object seemed very close and yet I was unable to make out any words and I couldn't hear any engine noise associated with the vehicle.

Even though I feel this report will be of no value to your research, since the sighting is so easily explained, I felt that if your people took the time to send the questionnaire it was my duty to fill it out.

Although it is not pertinent to this report I would like to personally congratulate the man that was on duty at the time I reported this sighting. His personal demeanor was of the highest quality. He was very kind, considerate, and helpful while taking the necessary information in a professional manner. Due to the nature of his assignemnt I imagine he would be constantly plagued with "Crank" calls and I could understand how he could easily become disgusted. He displayed the utmost courtesy. If possible would you please have his Commanding Officer give him a personal "Thanks" for me. Thank You.

Respectfully Submitted;

[redacted]

MEMO FOR THE RECORD 2 July 1968

Subj: UFO Observation, 30 June 1968

Mrs [redacted] Drive, Kettering, Ohio called the Aerial Phenomena Office to report an unidentified object she observed on the night of 30 June 1968 at approximately 10:10 to 10:30 pm, . All she could see were lights, no shape to it, it had lights like a marque. Lt Marano explained that she was observing the aerial advertising done by Mr. [redacted] He has been advertising for Steuve Ford in Miamisburg and we have had several reports on it. Lt Marano said he would send Mrs Bell some information on aerial advertisers.

FTD (TD- PT(UFO))
WRIGHT-PATTERSON AFB, OHIO 45433

POSTAGE AND FEES PAID

UNITED STATES AIR FORCE
OFFICIAL BUSINESS

FIRST CLASS

Mrs. [redacted]

[redacted]

Kettering, Ohio 45420

DAYTON, OHIO
45420
JUL 16 1968

2043

FTD FORM JUL 61 383 This form supersedes ATIC Form Nr. 383, dated Dec 60, which is obsolete.

30 June 68

JUL 15 1968

TDPT (UFO) Lt Col Quintanilla/70916/mhs/12 Jul 68

UFO Observation, 30 June 1968

Mrs [redacted]
[redacted]
Kettering, Ohio 45420

1. Reference your unidentified flying object (UFO) observation of 30 June 1968 which you reported to the Air Force at Wright-Patterson Air Force Base, Ohio.

2. The stimulus for your sighting has been identified as an aircraft that had an electrical advertising sign attached to it. The plane is a Cessna 172 that operates between 50 to 60 mph and when the sign is lighted, it can be seen as far as 15 miles away. The sign was advertising for Stueve Ford of Miamisburg and was operating in the area of Miamisburg, Franklin, West Carrollton, Kettering and Dayton, on the night of 30 June 1968.

3. The attached material on electrical aerial advertisers may be of interest to you. Thank you for reporting your observation to the Air Force.

HECTOR QUINTANILLA, Jr, Lt Colonel, USAF
Chief, Aerial Phenomena Office
Aerospace Technologies Division
Production Directorate

1 Atch
Info on Aerial Advertisers

TDPT (UFO) OFFICIAL FILE CY

30 Jun 68

DEPARTMENT OF THE AIR FORCE
HEADQUARTERS FOREIGN TECHNOLOGY DIVISION (AFSC)
WRIGHT-PATTERSON AIR FORCE BASE, OHIO 45433

REPLY TO ATTN OF: TDPT (UFO)

JUL 3 1968

SUBJECT: UFO Observation , 30 June 1968

TO:
[redacted]
Dayton, Ohio 45439

Your name has been given to the Aerial Phenomena Office (Project Blue Book) as being a witness to an unidentified flying object. If you were a witness to an UFO sighting on
would you please complete the attached AF Form 117 and return it in the envelope provided. If you were not a witness to this sighting, would you please make a statement to this effect on the attached form. The information which you provide will be used in evaluating this observation. Thank you for your assistance in this matter.

HECTOR QUINTANILLA, Jr, Lt Colonel, USAF
Chief, Aerial Phenomena Office
Aerospace Technologies Division
Production Directorate

1 Atch
AF Form 117 w/envelope

6A. NOW IMAGINE YOU ARE AT THE CENTER OF THE COMPASS ROSE. PLACE AN "A" ON THE COMPASS TO INDICATE THE DIRECTION TO THE PHENOMENON WHEN FIRST SEEN. PLACE A "B" ON THE COMPASS TO INDICATE THE DIRECTION TO THE PHENOMENON WHEN LAST SEEN.

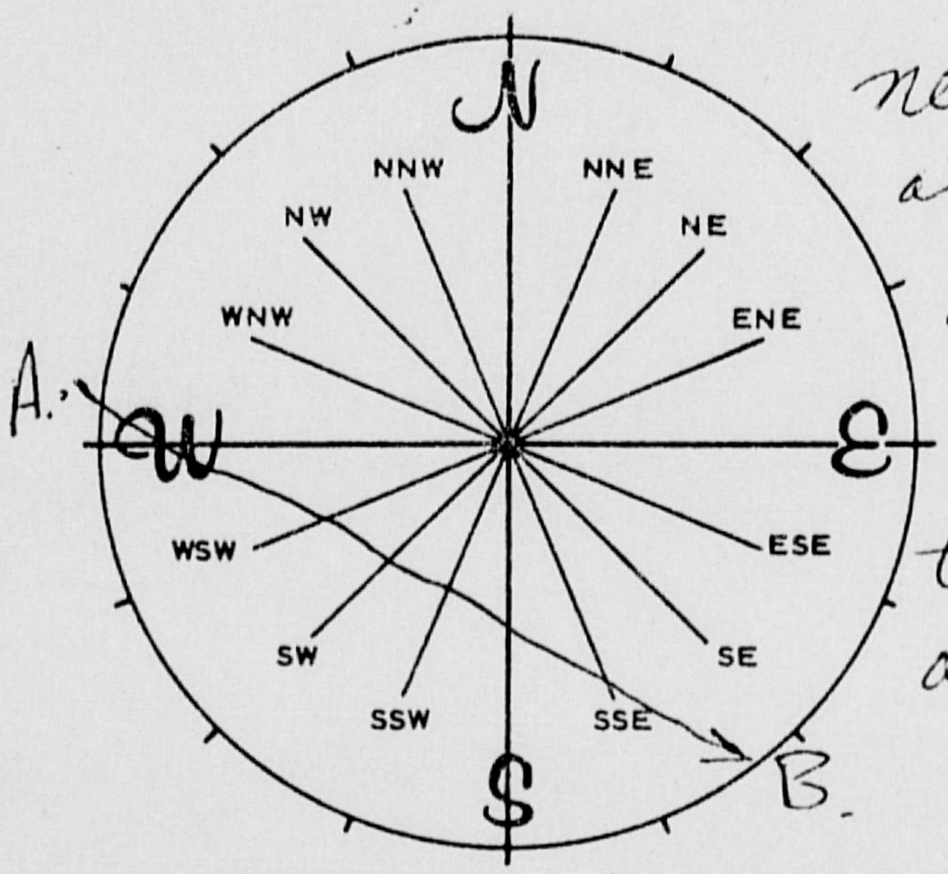

Seemed to stay near Morrone area - he was a cycle too large for aircraft

7. IN THE SKETCH BELOW, PLACE AN "A" AT THE POSITION OF THE PHENOMENON WHEN FIRST SEEN, AND A "B" AT THE POSITION OF THE PHENOMENON WHEN LAST SEEN. CONNECT THE "A" AND "B" WITH A LINE TO APPROXIMATE THE MOVEMENT OF THE PHENOMENON BETWEEN "A" AND "B". THAT IS, SCHEMATICALLY SHOW WHETHER THE MOVEMENT APPEARED TO BE STRAIGHT, CURVED OR ZIG-ZAG. REFER TO SMALLER SKETCH AS AN EXAMPLE OF HOW TO COMPLETE THE LARGER SKETCH.

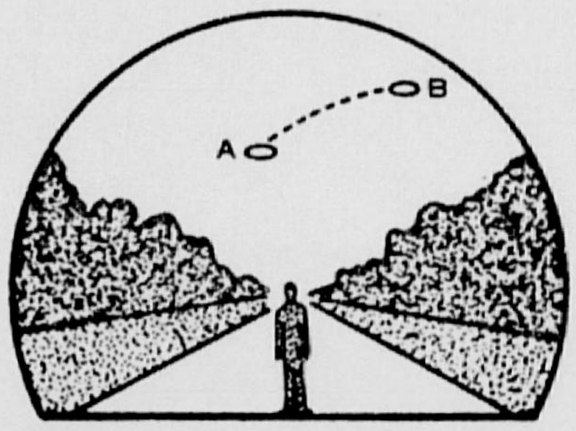



30 Jun

AFR 80-17(C1)

SIGHTING OF UNIDENTIFIED PHENOMENA QUESTIONNAIRE

BUDGET BUREAU APPROVAL NUMBER 21-R288

THIS QUESTIONNAIRE HAS BEEN PREPARED SO THAT YOU CAN GIVE THE U.S. AIR FORCE AS MUCH INFORMATION AS POSSIBLE CONCERNING THE UNIDENTIFIED PHENOMENON THAT YOU HAVE OBSERVED. PLEASE TRY TO ANSWER ALL OF THE QUESTIONS. THE INFORMATION YOU GIVE WILL BE USED FOR RESEARCH PURPOSES. YOUR NAME WILL NOT BE USED IN CONNECTION WITH ANY OF YOUR STATEMENTS OR CONCLUSIONS WITHOUT YOUR PERMISSION. RETURN TO AIR FORCE BASE INVESTIGATOR FOR FORWARDING TO FTD (TDETR), WRIGHT-PATTERSON AFB, OHIO 45433, IAW AFR 80-17. *(IF ADDITIONAL SHEETS ARE NEEDED FOR NARRATIVE OR SKETCHES ATTACH SECURELY TO THIS FORM OR ANNOTATE WITH YOUR NAME FOR IDENTIFICATION.)*

1. WHEN DID YOU SEE THE PHENOMENON?

DAY _____ MONTH _____ YEAR _____

2. WHAT TIME DID YOU FIRST SIGHT THE PHENOMENON?

HOUR 10 MINUTES 10 ☐ A.M. ☑ P.M.

3. WHAT TIME DID YOU LAST SIGHT THE PHENOMENON?

HOUR 10 MINUTES 20 ☐ A.M. ☑ P.M.

4. TIME ZONE ☐ DAYLIGHT SAVINGS ☐ STANDARD

☑ EASTERN ☐ CENTRAL ☐ MOUNTAIN ☐ PACIFIC ☐ OTHER

5. WHERE WERE YOU WHEN YOU SAW THE PHENOMENON? IF IN CITY, GIVE THE NEAREST STREET ADDRESS AND INDICATE ON A HAND DRAWN MAP WHERE YOU WERE STANDING WITH REFERENCE TO THE ADDRESS. IF IN THE COUNTRY, IDENTIFY THE HIGHWAY YOU WERE ON OR NEAR AND TRY TO FIX A DISTANCE AND DIRECTION FROM SOME RECOGNIZABLE LANDMARK.

Woodlawn - Dorothy Lane.

6. IMAGINE YOU ARE AT THE POINT SHOWN IN THE SKETCH, PLACE AN "A" ON THE CURVED LINE TO SHOW HOW HIGH THE PHENOMENON WAS ABOVE THE HORIZON, OR SKYLINE. WHEN FIRST SEEN. PLACE A "B" ON THE SAME CURVED LINE TO SHOW HOW HIGH ABOVE THE HORIZON THE PHENOMENON WAS WHEN LAST SEEN.

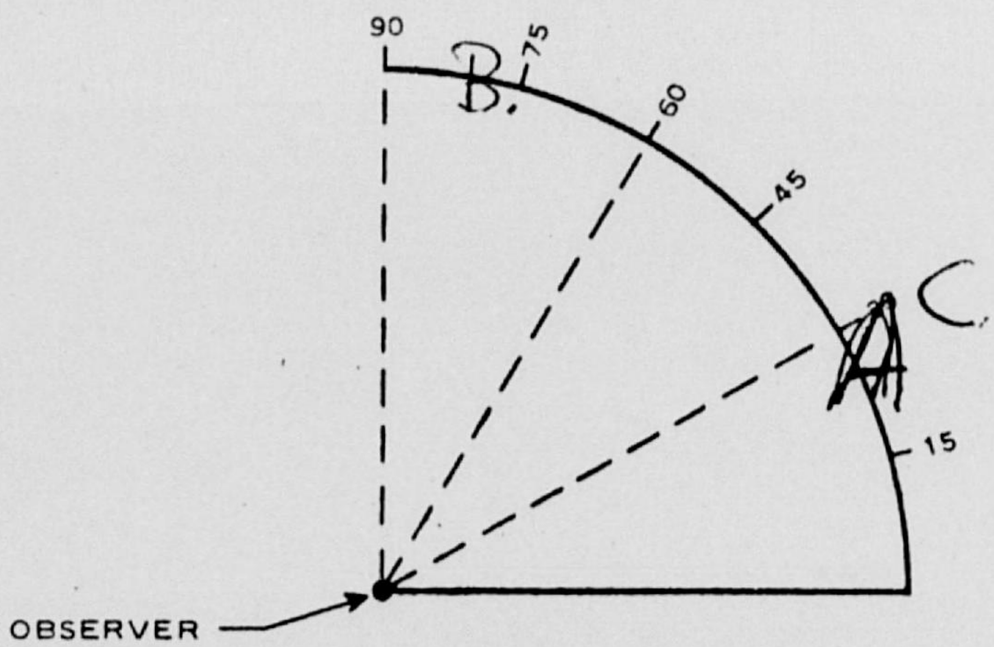

AF FORM AUG 67 117

10. IF THERE WERE MORE THAN ONE PHENOMENON, HOW MANY WERE THERE? DRAW A PICTURE TO SHOW HOW THEY WERE ARRANGED. DID THIS ARRANGEMENT CHANGE DURING THE SIGHTING?

Just one

11. CONDITIONS *(Check appropriate blocks.)*

A. SKY		B. WEATHER			
	DAY		CUMULUS CLOUDS *(Low fluffy)*		FOG OR MIST
	TWILIGHT	✓	CIRRUS CLOUDS *(~~High fleecy or Herring-bone~~)*		HEAVY RAIN
✓	NIGHT				LIGHT RAIN OR DRIZZLE
	CLEAR		NIMBUS CLOUDS *(Rain)*		HAIL
	PARTLY CLOUDY		CUMULONIMBUS CLOUDS *(Thunderstorms)*		SNOW OR SLEET
	COMPLETELY OVERCAST				UNKNOWN
			HAZE OR SMOG		NONE OF THE ABOVE

C. IF THE SIGHTING WAS AT TWILIGHT OR NIGHT, WHAT DID YOU NOTICE ABOUT THE STARS AND MOON?

(1) STARS		(2) MOON			
	NONE	½	BRIGHT MOONLIGHT		NO MOONLIGHT
✓	A FEW		MOON WITH HALO		UNKNOWN
	MANY		MOON HIDDEN BY CLOUDS		
	UNKNOWN		PARTIAL *(New or quarter)*		

D. IF SIGHTING WAS IN DAYLIGHT, WAS THE SUN VISIBLE? ☐ YES ☐ NO. IF "YES," WHERE WAS THE SUN AS YOU FACED THE PHENOMENON?

	IN FRONT OF YOU		TO YOUR RIGHT		OVERHEAD *(Near noon)*
	IN BACK OF YOU		TO YOUR LEFT		UNKNOWN

E. SPECIFY THE MAJOR SOURCE OF ILLUMINATION PRESENT DURING THE SIGHTING, SUCH AS THE SUN, HEADLIGHTS OR STREET LAMP, ETC. FOR TERRESTRIAL ILLUMINATION, SPECIFY DISTANCE TO LIGHT SOURCE.

Street Light

12. GIVE A BRIEF DESCRIPTION OF THE PHENOMENON, INDICATING WHETHER IT APPEARED DARK OR LIGHT, WHETHER IT REFLECTED LIGHT OR WAS SELF-LUMINOUS AND WHAT COLORS YOU NOTICED. DESCRIBE YOUR IMPRESSION OF WHETHER IT WAS SOLID OR TRANSPARENT, WHETHER EDGES WERE SHARP OR FUZZY. DESCRIBE THE SHAPE OR INDICATE IF IT APPEARED AS A POINT OF LIGHT. INDICATE COMPARISONS WITH OTHER OBSERVED OBJECTS, LIKE STARS, A LIGHT OR OTHER OBJECT IN YOUR FIELD OF VIEW.

Yellowish White - No red or green seen

8. WHERE WERE YOU WHEN YOU SAW THE PHENOMENON? *(Check appropriate blocks.)*

✓	OUTDOORS		IN BUSINESS SECTION OF CITY
	IN BUILDING	✓	IN RESIDENTIAL SECTION OF CITY
	IN CAR ☐ AS DRIVER ☐ AS PASSENGER		IN OPEN COUNTRYSIDE
	IN BOAT		NEAR AIRFIELD
	IN AIRPLANE ☐ AS PILOT ☐ AS PASSENGER		FLYING OVER CITY
	OTHER cycle		FLYING OVER OPEN COUNTRY
			OTHER

A. IF YOU WERE IN A VEHICLE, COMPLETE THE FOLLOWING:

WHAT DIRECTION WERE YOU MOVING?

	NORTH		EAST
	SOUTH		WEST
	NORTHEAST		SOUTHEAST
	NORTHWEST		SOUTHWEST

HOW FAST WERE YOU MOVING?

DID YOU STOP ANYTIME WHILE OBSERVING THE PHENOMENON? ☑ YES ☐ NO

EXPLAIN WHETHER SUCH MOVEMENT AFFECTS YOUR SKETCHES IN ITEMS 5 AND 6.

DESCRIBE TYPE OF VEHICLE YOU WERE IN AND TYPE OF ROAD, TERRAIN OR BODY OF WATER YOU TRAVERSED DURING THE SIGHTING. STATE WHETHER WINDOWS OR CONVERTIBLE TOP WERE UP OR DOWN.

HOW MUCH OTHER TRAFFIC WAS THERE?

Not much.

DID YOU NOTICE ANY AIRPLANES? ☐ YES ☑ NO. IF "YES," DESCRIBE WHEN THEY WERE IN SIGHT RELATIVE TO THE TIME OF SIGHTING THE PHENOMENON AND WHERE THEY WERE IN THE SKY RELATIVE TO THE POSITION OF THE PHENOMENON.

9. HOW LONG WAS THE PHENOMENON IN SIGHT?

LENGTH OF TIME 10-15

	CERTAIN OF TIME		NOT VERY SURE
✓	FAIRLY CERTAIN		JUST A GUESS

HOW WAS TIME DETERMINED?

WAS THE PHENOMENON IN SIGHT CONTINUOUSLY? ☐ YES ☑ NO. IF "NO," INDICATE WHETHER THIS IS DUE TO YOUR MOVEMENT OR THE BEHAVIOR OF THE PHENOMENON, AND DESCRIBE SUCH MOVEMENT OR BEHAVIOR. INDICATE DISAPPEARANCES ON PREVIOUS SKETCHES.

yes except for ≈ 1 min. when in light of street.

15. DRAW A PICTURE THAT WILL SHOW THE SHAPE OF THE PHENOMENON. INCLUDE AND LABEL ANY DETAILS THAT MIGHT HAVE APPEARED AS WINGS OR PROTRUSIONS, AND INDICATE EXHAUST OR VAPOR TRAILS. INDICATE BY AN ARROW THE DIRECTION THE PHENOMENON WAS MOVING.

a light when first seen
seemed to have straight pattern -
no outline as comp seen -
like lights around saucer con't see
ends of lights -

16. WHAT WAS THE ANGULAR SIZE? HOLD A MATCH AT ARM'S LENGTH IN FRONT OF A KNOWN OBJECT, SUCH AS A STREET LAMP OR THE MOON. NOTE HOW MUCH OF THE OBJECT IS COVERED BY THE HEAD OF THE MATCH. NOW IF YOU HAD BEEN ABLE TO PERFORM THIS EXPERIMENT AT THE TIME OF THE SIGHTING, ESTIMATE WHAT FRACTION OF THE PHENOMENON WOULD HAVE BEEN COVERED BY THE MATCH HEAD.

$\frac{3}{8}$ at least pt.

13. DID THE PHENOMENON	YES	NO	UNKNOWN
MOVE IN A STRAIGHT LINE?		✓	
STAND STILL AT ANYTIME?	✓		
SUDDENLY SPEED UP AND RUN AWAY?	✓	then stood again	
BREAK UP IN PARTS AND EXPLODE?		✓	
CHANGE COLOR?		✓	
GIVE OFF SMOKE?		✓	
CHANGE BRIGHTNESS?	✓	then back again.	
CHANGE SHAPE? cylinder - then round - long burner			
FLASH OR FLICKER? like synchronized lights flash for rear			
DISAPPEAR AND REAPPEAR?		✓	
SPIN LIKE A TOP?		✓	
MAKE A NOISE?		✓	
FLUTTER OR WOBBLE? after flashing lights			

14. WHAT DREW YOUR ATTENTION TO THE PHENOMENON?

" strange looking lights "
1st like Comet tail.

A. HOW DID IT FINALLY DISAPPEAR?

Over horizon.

B. DID THE PHENOMENON MOVE BEHIND OR IN FRONT OF SOMETHING, LIKE A CLOUD, TREE, OR BUILDING AT ANY TIME?
☐ YES ☑ NO. IF "YES," DESCRIBE.

22. HAVE YOU EVER SEEN THIS OR A SIMILAR PHENOMENON BEFORE? ☐ YES ☑ NO. IF "YES," GIVE DATE AND LOCATION.

23. WAS ANYONE WITH YOU AT THE TIME YOU SAW THE PHENOMENON? ☐ YES ☑ NO. IF "YES," DID THEY SEE IT TOO? ☐ YES ☐ NO.

A. LIST THEIR NAMES AND ADDRESSES

Stupid some people to look at it - Don't know them

24. GIVE THE FOLLOWING INFORMATION ABOUT YOURSELF

LAST NAME, FIRST NAME, MIDDLE NAME [redacted]

ADDRESS (Street, City, State and Zip Code) [redacted] LANE DAYTON 45439

TELEPHONE (Area code and number)	AGE		MALE		FEMALE
[redacted]		✓			

INDICATE ADDITIONAL INFORMATION INCLUDING OCCUPATION AND ANY EXPERIENCE WHICH MAY BE PERTINENT.

Dayton Police Officer.

25. WHEN AND TO WHOM DID YOU REPORT THAT YOU HAD SIGHTED THIS PHENOMENON?

NAME SDO - Patterson DAY 30 MONTH June YEAR 68

26. DATE YOU COMPLETED THIS QUESTIONNAIRE.

DAY 30 MONTH June YEAR 68

17. DID YOU OBSERVE THE PHENOMENON THROUGH ANY OF THE FOLLOWING? INCLUDE INFORMATION ON MODEL, TYPE, FILTER, LENS PRESCRIPTION OR OTHER APPLICABLE DATA.

✓	EYEGLASSES		CAMERA VIEWER
	SUNGLASSES		BINOCULARS
	WINDSHIELD		TELESCOPE
	SIDE WINDOW OF VEHICLE		THEODOLITE
	WINDOWPANE		OTHER

A. DO YOU ORDINARILY WEAR GLASSES? ☐ YES ☐ NO

B. DO YOU USE READING GLASSES? ☐ YES ☐ NO

18. WHAT WAS YOUR IMPRESSION OF THE SPEED OF THE PHENOMENON? GIVE ESTIMATE OF SPEED slow (80 mph) then fast (1500 mph) then (80 mph)

19. WHAT WAS YOUR IMPRESSION OF THE DISTANCE OF THE PHENOMENON? GIVE ESTIMATE OF DISTANCE ?.

20. IN ORDER THAT WE MAY OBTAIN AS CLEAR A PICTURE AS POSSIBLE OF WHAT YOU SAW, DESCRIBE IN YOUR OWN WORDS A COMMON OBJECT OR OBJECTS WHICH, WHEN PLACED IN THE SKY, SIMILAR TO WHERE YOU NOTED THE PHENOMENON, WOULD BEAR SOME RESEMBLANCE TO WHAT YOU SAW. DESCRIBE SIMILARITIES AND DIFFERENCES BETWEEN THE COMMON OBJECT AND WHAT YOU SAW.

21. DID YOU NOTICE ANY ODOR, NOISE, OR HEAT EMANATING FROM THE PHENOMENON OR ANY EFFECT ON YOURSELF, ANIMALS OR MACHINERY IN THE VICINITY? ☐ YES ☒ NO. IF "YES," DESCRIBE.

A. DID THE PHENOMENON DISTURB THE GROUND OR LEAVE ANY PHYSICAL EVIDENCE. ☐ YES ☑ NO. IF "YES," DESCRIBE.

27. INFORMATION WHICH YOU FEEL IS PERTINENT BUT WHICH IS NOT ADEQUATELY COVERED IN THIS QUESTIONNAIRE, ALTERNATIVELY PROVIDE A NARRATIVE EXPLANATION OF THE SIGHTING.

Just sat right -

Lights flicked systematically - like land - Space bar kept coming by. - Passed entire length at times.

1 Jul 68

DEPARTMENT OF THE AIR FORCE
HEADQUARTERS FOREIGN TECHNOLOGY DIVISION (AFSC)
WRIGHT-PATTERSON AIR FORCE BASE OHIO 45433

REPLY TO ATTN OF: TDPT (UFO)

JUL 3 1968

SUBJECT: UFO Observation , 1 July 1968

E

TO: [redacted] Pike
Dayton, Ohio 45449

Reference your recent unidentified flying object sighting which you reported to the Air Force. The information which we have received is not sufficient for a scientific investigation. Request you complete the attached AF Form 117 and return it in the self-addressed envelope. Thank you for reporting your observation to the Air Force.

HECTOR QUINTANILLA, Jr, Lt Colonel, USAF
Chief, Aerial Phenomena Office
Aerospace Technologies Division
Production Directorate

1 Atch
AF Form 117 w/envelope

1 July 68

AFR 80-17(C1)

SIGHTING OF UNIDENTIFIED PHENOMENA QUESTIONNAIRE

BUDGET BUREAU APPROVAL NUMBER 21-R258

THIS QUESTIONNAIRE HAS BEEN PREPARED SO THAT YOU CAN GIVE THE U.S. AIR FORCE AS MUCH INFORMATION AS POSSIBLE CONCERNING THE UNIDENTIFIED PHENOMENON THAT YOU HAVE OBSERVED. PLEASE TRY TO ANSWER ALL OF THE QUESTIONS. THE INFORMATION YOU GIVE WILL BE USED FOR RESEARCH PURPOSES. YOUR NAME WILL NOT BE USED IN CONNECTION WITH ANY OF YOUR STATEMENTS OR CONCLUSIONS WITHOUT YOUR PERMISSION. RETURN TO AIR FORCE BASE INVESTIGATOR FOR FORWARDING TO FTD (TDETR), WRIGHT-PATTERSON AFB, OHIO 45433, IAW AFR 80-17. *(IF ADDITIONAL SHEETS ARE NEEDED FOR NARRATIVE OR SKETCHES ATTACH SECURELY TO THIS FORM OR ANNOTATE WITH YOUR NAME FOR IDENTIFICATION.)*

1. WHEN DID YOU SEE THE PHENOMENON?

DAY _____ MONTH _____ YEAR _____

2. WHAT TIME DID YOU FIRST SIGHT THE PHENOMENON?

HOUR _____ MINUTES _____ ☐ A.M. ☐ P.M.

3. WHAT TIME DID YOU LAST SIGHT THE PHENOMENON?

HOUR _____ MINUTES _____ ☐ A.M. ☐ P.M.

4. TIME ZONE ☐ DAYLIGHT SAVINGS ☐ STANDARD

☐ EASTERN ☐ CENTRAL ☐ MOUNTAIN ☐ PACIFIC ☐ OTHER

5. WHERE WERE YOU WHEN YOU SAW THE PHENOMENON? IF IN CITY, GIVE THE NEAREST STREET ADDRESS AND INDICATE ON A HAND DRAWN MAP WHERE YOU WERE STANDING WITH REFERENCE TO THE ADDRESS. IF IN THE COUNTRY, IDENTIFY THE HIGHWAY YOU WERE ON OR NEAR AND TRY TO FIX A DISTANCE AND DIRECTION FROM SOME RECOGNIZABLE LANDMARK.

We saw the object out of city limits old Rt 25

6. IMAGINE YOU ARE AT THE POINT SHOWN IN THE SKETCH, PLACE AN "A" ON THE CURVED LINE TO SHOW HOW HIGH THE PHENOMENON WAS ABOVE THE HORIZON, OR SKYLINE. WHEN FIRST SEEN. PLACE A "B" ON THE SAME CURVED LINE TO SHOW HOW HIGH ABOVE THE HORIZON THE PHENOMENON WAS WHEN LAST SEEN.

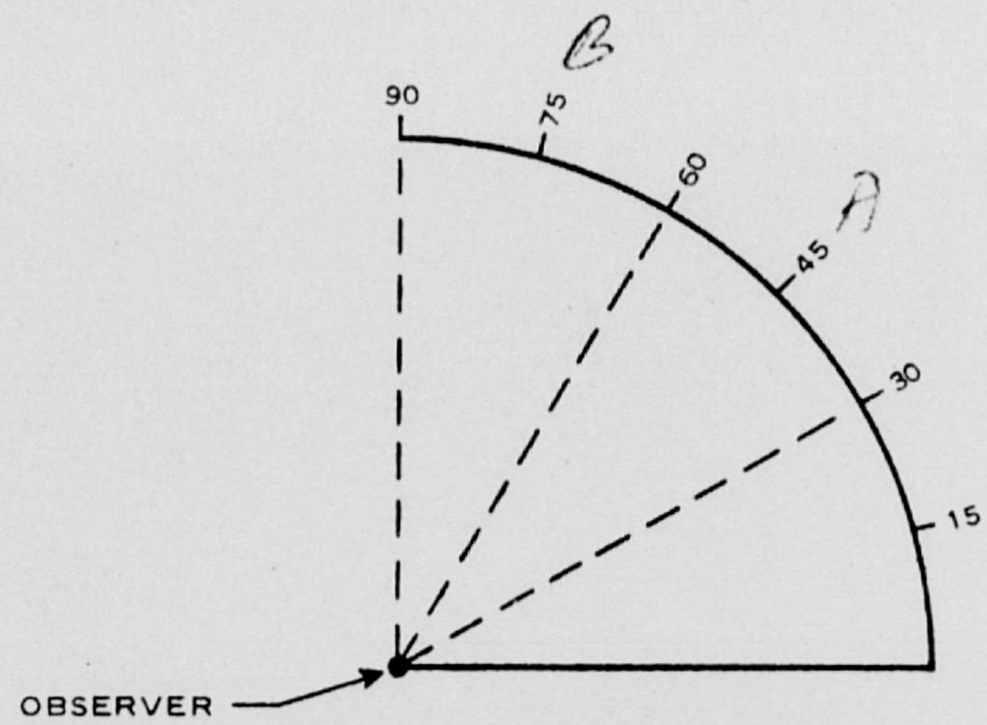

AF FORM AUG 67 117

6A. NOW IMAGINE YOU ARE AT THE CENTER OF THE COMPASS ROSE. PLACE AN "A" ON THE COMPASS TO INDICATE THE DIRECTION TO THE PHENOMENON WHEN FIRST SEEN. PLACE A "B" ON THE COMPASS TO INDICATE THE DIRECTION TO THE PHENOMENON WHEN LAST SEEN.

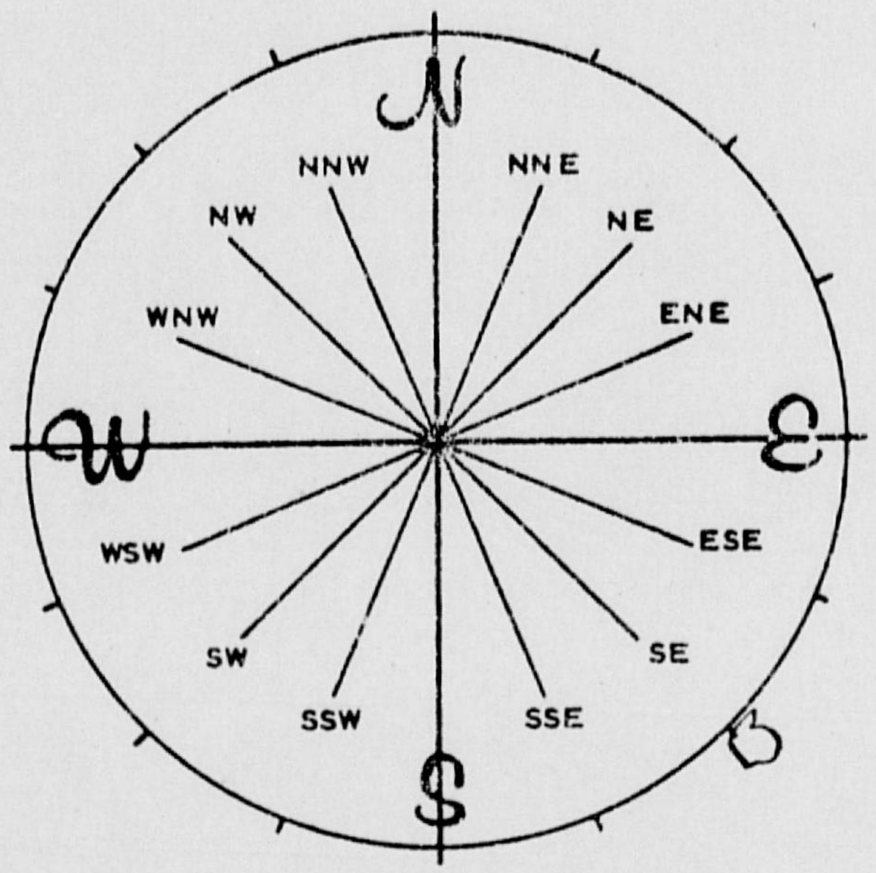

7. IN THE SKETCH BELOW, PLACE AN "A" AT THE POSITION OF THE PHENOMENON WHEN FIRST SEEN, AND A "B" AT THE POSITION OF THE PHENOMENON WHEN LAST SEEN. CONNECT THE "A" AND "B" WITH A LINE TO APPROXIMATE THE MOVEMENT OF THE PHENOMENON BETWEEN "A" AND "B". THAT IS, SCHEMATICALLY SHOW WHETHER THE MOVEMENT APPEARED TO BE STRAIGHT, CURVED OR ZIG-ZAG. REFER TO SMALLER SKETCH AS AN EXAMPLE OF HOW TO COMPLETE THE LARGER SKETCH.



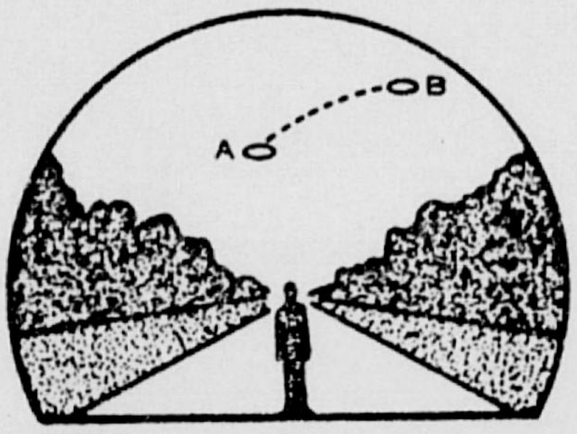

10. IF THERE WERE MORE THAN ONE PHENOMENON, HOW MANY WERE THERE? DRAW A PICTURE TO SHOW HOW THEY WERE ARRANGED. DID THIS ARRANGEMENT CHANGE DURING THE SIGHTING?

They had
white lights and
of sight then there
was one

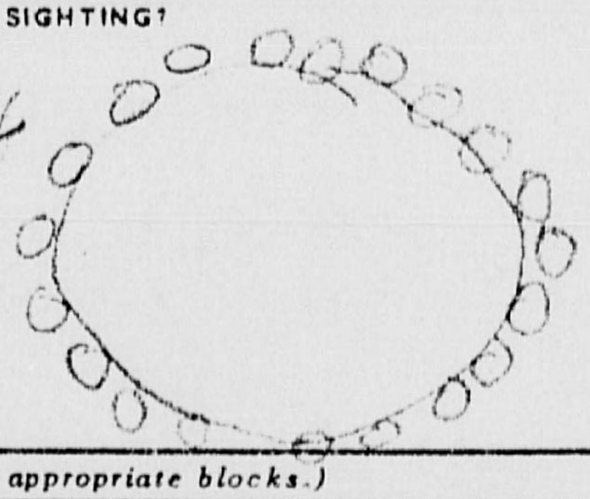

11. CONDITIONS *(Check appropriate blocks.)*

A. SKY		B. WEATHER			
	DAY		CUMULUS CLOUDS *(Low fluffy)*		FOG OR MIST
✓	TWILIGHT		CIRRUS CLOUDS *(High fleecy or Herring-bone)*		HEAVY RAIN
	NIGHT				LIGHT RAIN OR DRIZZLE
✓	CLEAR		NIMBUS CLOUDS *(Rain)*		HAIL
	PARTLY CLOUDY		CUMULONIMBUS CLOUDS *(Thunderstorms)*		SNOW OR SLEET
	COMPLETELY OVERCAST				UNKNOWN
			HAZE OR SMOG		NONE OF THE ABOVE

C. IF THE SIGHTING WAS AT TWILIGHT OR NIGHT, WHAT DID YOU NOTICE ABOUT THE STARS AND MOON?

(1) STARS		(2) MOON			
	NONE		BRIGHT MOONLIGHT		NO MOONLIGHT
✓	A FEW		MOON WITH HALO		UNKNOWN
	MANY		MOON HIDDEN BY CLOUDS		
	UNKNOWN		PARTIAL *(New or quarter)*		

D. IF SIGHTING WAS IN DAYLIGHT, WAS THE SUN VISIBLE? ☐ YES ☑ NO. IF "YES," WHERE WAS THE SUN AS YOU FACED THE PHENOMENON?

	IN FRONT OF YOU		TO YOUR RIGHT		OVERHEAD *(Near noon)*
	IN BACK OF YOU		TO YOUR LEFT		UNKNOWN

E. SPECIFY THE MAJOR SOURCE OF ILLUMINATION PRESENT DURING THE SIGHTING, SUCH AS THE SUN, HEADLIGHTS OR STREET LAMP, ETC. FOR TERRESTRIAL ILLUMINATION, SPECIFY DISTANCE TO LIGHT SOURCE.

12. GIVE A BRIEF DESCRIPTION OF THE PHENOMENON, INDICATING WHETHER IT APPEARED DARK OR LIGHT, WHETHER IT REFLECTED LIGHT OR WAS SELF-LUMINOUS AND WHAT COLORS YOU NOTICED. DESCRIBE YOUR IMPRESSION OF WHETHER IT WAS SOLID OR TRANSPARENT, WHETHER EDGES WERE SHARP OR FUZZY. DESCRIBE THE SHAPE OR INDICATE IF IT APPEARED AS A POINT OF LIGHT. INDICATE COMPARISONS WITH OTHER OBSERVED OBJECTS, LIKE STARS, A LIGHT OR OTHER OBJECT IN YOUR FIELD OF VIEW.

It was dark yet and had
lights all around it

8. WHERE WERE YOU WHEN YOU SAW THE PHENOMENON? *(Check appropriate blocks.)*

X	OUTDOORS		IN BUSINESS SECTION OF CITY
	IN BUILDING		IN RESIDENTIAL SECTION OF CITY
	IN CAR ☐ AS DRIVER ☐ AS PASSENGER		IN OPEN COUNTRYSIDE
	IN BOAT		NEAR AIRFIELD
	IN AIRPLANE ☐ AS PILOT ☐ AS PASSENGER		FLYING OVER CITY
	OTHER	+	FLYING OVER OPEN COUNTRY
			OTHER

A. IF YOU WERE IN A VEHICLE, COMPLETE THE FOLLOWING:

WHAT DIRECTION WERE YOU MOVING?

	NORTH		EAST
V	SOUTH		WEST
	NORTHEAST		SOUTHEAST
	NORTHWEST		SOUTHWEST

HOW FAST WERE YOU MOVING?

DID YOU STOP ANYTIME WHILE OBSERVING THE PHENOMENON?

☒ YES ☐ NO

EXPLAIN WHETHER SUCH MOVEMENT AFFECTS YOUR SKETCHES IN ITEMS 5 AND 6.

DESCRIBE TYPE OF VEHICLE YOU WERE IN AND TYPE OF ROAD, TERRAIN OR BODY OF WATER YOU TRAVERSED DURING THE SIGHTING. STATE WHETHER WINDOWS OR CONVERTIBLE TOP WERE UP OR DOWN.

HOW MUCH OTHER TRAFFIC WAS THERE?

DID YOU NOTICE ANY AIRPLANES? ☐ YES ☑ NO. IF "YES," DESCRIBE WHEN THEY WERE IN SIGHT RELATIVE TO THE TIME OF SIGHTING THE PHENOMENON AND WHERE THEY WERE IN THE SKY RELATIVE TO THE POSITION OF THE PHENOMENON.

9. HOW LONG WAS THE PHENOMENON IN SIGHT?

LENGTH OF TIME 5 minutes		CERTAIN OF TIME	93	NOT VERY SURE	
		FAIRLY CERTAIN		JUST A GUESS	

HOW WAS TIME DETERMINED?

WAS THE PHENOMENON IN SIGHT CONTINUOUSLY? ☑ YES ☐ NO. IF "NO," INDICATE WHETHER THIS IS DUE TO YOUR MOVEMENT OR THE BEHAVIOR OF THE PHENOMENON, AND DESCRIBE SUCH MOVEMENT OR BEHAVIOR. INDICATE DISAPPEARANCES ON PREVIOUS SKETCHES.

15. DRAW A PICTURE THAT WILL SHOW THE SHAPE OF THE PHENOMENON. INCLUDE AND LABEL ANY DETAILS THAT MIGHT HAVE APPEARED AS WINGS OR PROTRUSIONS, AND INDICATE EXHAUST OR VAPOR TRAILS. INDICATE BY AN ARROW THE DIRECTION THE PHENOMENON WAS MOVING.



16. WHAT WAS THE ANGULAR SIZE? HOLD A MATCH AT ARM'S LENGTH IN FRONT OF A KNOWN OBJECT, SUCH AS A STREET LAMP OR THE MOON. NOTE HOW MUCH OF THE OBJECT IS COVERED BY THE HEAD OF THE MATCH. NOW IF YOU HAD BEEN ABLE TO PERFORM THIS EXPERIMENT AT THE TIME OF THE SIGHTING, ESTIMATE WHAT FRACTION OF THE PHENOMENON WOULD HAVE BEEN COVERED BY THE MATCH HEAD.

13. DID THE PHENOMENON	YES	NO	UNKNOWN
MOVE IN A STRAIGHT LINE?	✓		
STAND STILL AT ANYTIME?	✓		
SUDDENLY SPEED UP AND RUN AWAY?			
BREAK UP IN PARTS AND EXPLODE?			
CHANGE COLOR?			
GIVE OFF SMOKE?	✓		
CHANGE BRIGHTNESS?			
CHANGE SHAPE?			
FLASH OR FLICKER?	✓		
DISAPPEAR AND REAPPEAR?			
SPIN LIKE A TOP?			✓
MAKE A NOISE?		✓	
FLUTTER OR WOBBLE?		✓	

14. WHAT DREW YOUR ATTENTION TO THE PHENOMENON?

we were standing outside and suddenly noticed our house with bright lights.

A. HOW DID IT FINALLY DISAPPEAR?

out of sight.

B. DID THE PHENOMENON MOVE BEHIND OR IN FRONT OF SOMETHING, LIKE A CLOUD, TREE, OR BUILDING AT ANY TIME?
☐ YES ☑ NO. IF "YES," DESCRIBE.

22. HAVE YOU EVER SEEN THIS OR A SIMILAR PHENOMENON BEFORE? ☐ YES ☑ NO. IF "YES," GIVE DATE AND LOCATION.

23. WAS ANYONE WITH YOU AT THE TIME YOU SAW THE PHENOMENON? ☑ YES ☐ NO. IF "YES," DID THEY SEE IT TOO? ☐ YES ☐ NO.

A. LIST THEIR NAMES AND ADDRESSES

[redacted] JP

GIVE THE FOLLOWING INFORMATION ABOUT YOURSELF

LAST NAME, FIRST NAME, MIDDLE NAME

[redacted]

ADDRESS [redacted] RK

TELEPHONE (Area code and number) [redacted]

AGE		MALE		FEMALE
42			✓	

INDICATE ADDITIONAL INFORMATION INCLUDING OCCUPATION AND ANY EXPERIENCE WHICH MAY BE PERTINENT.

25. WHEN AND TO WHOM DID YOU REPORT THAT YOU HAD SIGHTED THIS PHENOMENON?

NAME A.F.B. Wright-Pat Field DAY _____ MONTH _____ YEAR _____

26. DATE YOU COMPLETED THIS QUESTIONNAIRE.

DAY 7 MONTH 9 YEAR 68

17. DID YOU OBSERVE THE PHENOMENON THROUGH ANY OF THE FOLLOWING? INCLUDE INFORMATION ON MODEL, TYPE, FILTER, LENS PRESCRIPTION OR OTHER APPLICABLE DATA.

	EYEGLASSES		CAMERA VIEWER
	SUNGLASSES		BINOCULARS
	WINDSHIELD		TELESCOPE
	SIDE WINDOW OF VEHICLE		THEODOLITE
	WINDOWPANE		OTHER

A. DO YOU ORDINARILY WEAR GLASSES? ☐ YES ☑ NO

B. DO YOU USE READING GLASSES? ☐ YES ☑ NO

18. WHAT WAS YOUR IMPRESSION OF THE SPEED OF THE PHENOMENON? GIVE ESTIMATE OF SPEED 15 mi.

19. WHAT WAS YOUR IMPRESSION OF THE DISTANCE OF THE PHENOMENON? GIVE ESTIMATE OF DISTANCE 5 miles.

20. IN ORDER THAT WE MAY OBTAIN AS CLEAR A PICTURE AS POSSIBLE OF WHAT YOU SAW, DESCRIBE IN YOUR OWN WORDS A COMMON OBJECT OR OBJECTS WHICH, WHEN PLACED IN THE SKY, SIMILAR TO WHERE YOU NOTED THE PHENOMENON, WOULD BEAR SOME RESEMBLANCE TO WHAT YOU SAW. DESCRIBE SIMILARITIES AND DIFFERENCES BETWEEN THE COMMON OBJECT AND WHAT YOU SAW.

21. DID YOU NOTICE ANY ODOR, NOISE, OR HEAT EMANATING FROM THE PHENOMENON OR ANY EFFECT ON YOURSELF, ANIMALS OR MACHINERY IN THE VICINITY? ☐ YES ☑ NO. IF "YES," DESCRIBE.

A. DID THE PHENOMENON DISTURB THE GROUND OR LEAVE ANY PHYSICAL EVIDENCE. ☐ YES ☑ NO. IF "YES," DESCRIBE.

6A. NOW IMAGINE YOU ARE AT THE CENTER OF THE COMPASS ROSE. PLACE AN "A" ON THE COMPASS TO INDICATE THE DIRECTION TO THE PHENOMENON WHEN FIRST SEEN. PLACE A "B" ON THE COMPASS TO INDICATE THE DIRECTION TO THE PHENOMENON WHEN LAST SEEN.

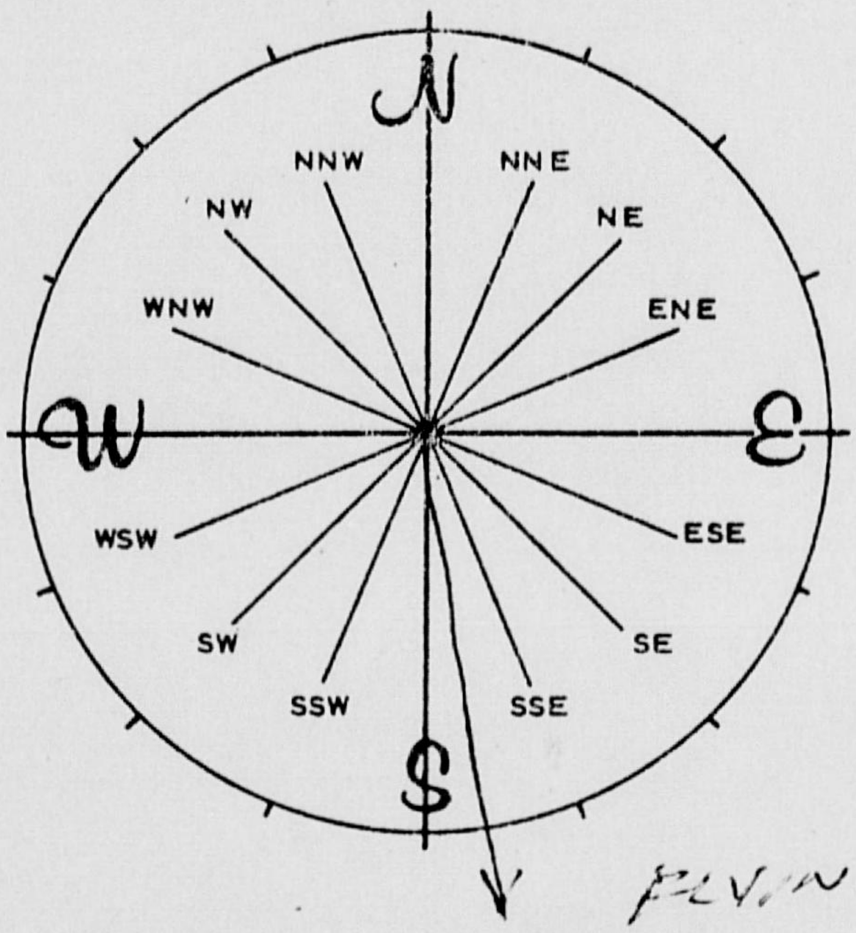

7. IN THE SKETCH BELOW, PLACE AN "A" AT THE POSITION OF THE PHENOMENON WHEN FIRST SEEN, AND A "B" AT THE POSITION OF THE PHENOMENON WHEN LAST SEEN. CONNECT THE "A" AND "B" WITH A LINE TO APPROXIMATE THE MOVEMENT OF THE PHENOMENON BETWEEN "A" AND "B". THAT IS, SCHEMATICALLY SHOW WHETHER THE MOVEMENT APPEARED TO BE STRAIGHT, CURVED OR ZIG-ZAG. REFER TO SMALLER SKETCH AS AN EXAMPLE OF HOW TO COMPLETE THE LARGER SKETCH.

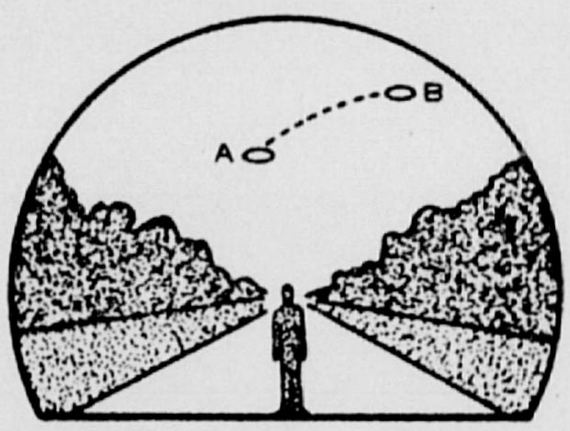

AFR 80-17(C1)

SIGHTING OF UNIDENTIFIED PHENOMENA QUESTIONNAIRE

BUDGET BUREAU APPROVAL NUMBER 21-R258

THIS QUESTIONNAIRE HAS BEEN PREPARED SO THAT YOU CAN GIVE THE U.S. AIR FORCE AS MUCH INFORMATION AS POSSIBLE CONCERNING THE UNIDENTIFIED PHENOMENON THAT YOU HAVE OBSERVED. PLEASE TRY TO ANSWER ALL OF THE QUESTIONS. THE INFORMATION YOU GIVE WILL BE USED FOR RESEARCH PURPOSES. YOUR NAME WILL NOT BE USED IN CONNECTION WITH ANY OF YOUR STATEMENTS OR CONCLUSIONS WITHOUT YOUR PERMISSION. RETURN TO AIR FORCE BASE INVESTIGATOR FOR FORWARDING TO FTD (TDETR), WRIGHT-PATTERSON AFB, OHIO 45433, IAW AFR 80-17. *(IF ADDITIONAL SHEETS ARE NEEDED FOR NARRATIVE OR SKETCHES ATTACH SECURELY TO THIS FORM OR ANNOTATE WITH YOUR NAME FOR IDENTIFICATION.)*

1. WHEN DID YOU SEE THE PHENOMENON?
   DAY 14 July MONTH _____ YEAR _____

2. WHAT TIME DID YOU FIRST SIGHT THE PHENOMENON?
   HOUR 1010 MINUTES _____ ☐ A.M. ☒ P.M.

3. WHAT TIME DID YOU LAST SIGHT THE PHENOMENON?
   HOUR 1015 MINUTES _____ ☐ A.M. ☐ P.M.

4. TIME ZONE ☒ DAYLIGHT SAVINGS ☐ STANDARD
   ☒ EASTERN ☐ CENTRAL ☐ MOUNTAIN ☐ PACIFIC ☐ OTHER

5. WHERE WERE YOU WHEN YOU SAW THE PHENOMENON? IF IN CITY, GIVE THE NEAREST STREET ADDRESS AND INDICATE ON A HAND DRAWN MAP WHERE YOU WERE STANDING WITH REFERENCE TO THE ADDRESS. IF IN THE COUNTRY, IDENTIFY THE HIGHWAY YOU WERE ON OR NEAR AND TRY TO FIX A DISTANCE AND DIRECTION FROM SOME RECOGNIZABLE LANDMARK.

Miamisburg RT. 25 by UNDER PASS.

6. IMAGINE YOU ARE AT THE POINT SHOWN IN THE SKETCH, PLACE AN "A" ON THE CURVED LINE TO SHOW HOW HIGH THE PHENOMENON WAS ABOVE THE HORIZON, OR SKYLINE. WHEN FIRST SEEN. PLACE A "B" ON THE SAME CURVED LINE TO SHOW HOW HIGH ABOVE THE HORIZON THE PHENOMENON WAS WHEN LAST SEEN.

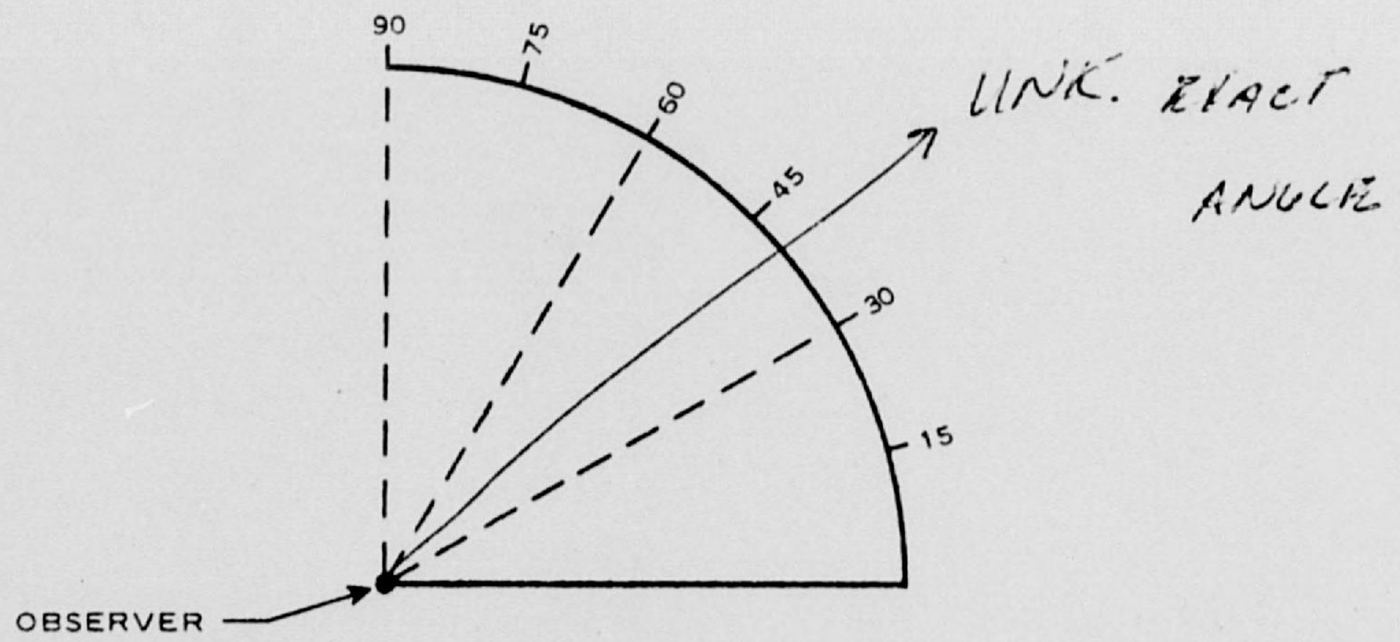

AF FORM AUG 67 117

10. IF THERE WERE MORE THAN ONE PHENOMENON, HOW MANY WERE THERE? DRAW A PICTURE TO SHOW HOW THEY WERE ARRANGED. DID THIS ARRANGEMENT CHANGE DURING THE SIGHTING?

11. CONDITIONS *(Check appropriate blocks.)*

A. SKY		B. WEATHER			
	DAY		CUMULUS CLOUDS *(Low fluffy)*		FOG OR MIST
	TWILIGHT		CIRRUS CLOUDS *(High fleecy or Herring-bone)*		HEAVY RAIN
	NIGHT				LIGHT RAIN OR DRIZZLE
✓	CLEAR		NIMBUS CLOUDS *(Rain)*		HAIL
	PARTLY CLOUDY		CUMULONIMBUS CLOUDS *(Thunderstorms)*		SNOW OR SLEET
	COMPLETELY OVERCAST				UNKNOWN
			HAZE OR SMOG		NONE OF THE ABOVE

C. IF THE SIGHTING WAS AT TWILIGHT OR NIGHT, WHAT DID YOU NOTICE ABOUT THE STARS AND MOON?

(1) STARS		(2) MOON			
	NONE		BRIGHT MOONLIGHT		NO MOONLIGHT
✓	A FEW	✓	MOON WITH HALO	✓	UNKNOWN
	MANY		MOON HIDDEN BY CLOUDS		
	UNKNOWN		PARTIAL *(New or quarter)*		

D. IF SIGHTING WAS IN DAYLIGHT, WAS THE SUN VISIBLE? ☐ YES ☐ NO. IF "YES," WHERE WAS THE SUN AS YOU FACED THE PHENOMENON?

	IN FRONT OF YOU		TO YOUR RIGHT		OVERHEAD *(Near noon)*
	IN BACK OF YOU		TO YOUR LEFT		UNKNOWN

E. SPECIFY THE MAJOR SOURCE OF ILLUMINATION PRESENT DURING THE SIGHTING, SUCH AS THE SUN, HEADLIGHTS OR STREET LAMP, ETC. FOR TERRESTRIAL ILLUMINATION, SPECIFY DISTANCE TO LIGHT SOURCE.

12. GIVE A BRIEF DESCRIPTION OF THE PHENOMENON, INDICATING WHETHER IT APPEARED DARK OR LIGHT, WHETHER IT REFLECTED LIGHT OR WAS SELF-LUMINOUS AND WHAT COLORS YOU NOTICED. DESCRIBE YOUR IMPRESSION OF WHETHER IT WAS SOLID OR TRANSPARENT, WHETHER EDGES WERE SHARP OR FUZZY. DESCRIBE THE SHAPE OR INDICATE IF IT APPEARED AS A POINT OF LIGHT. INDICATE COMPARISONS WITH OTHER OBSERVED OBJECTS, LIKE STARS, A LIGHT OR OTHER OBJECT IN YOUR FIELD OF VIEW.

HAD OWN LIGHTS WHITE LIGHTS

BIG AND ROUND & SPINNING

8. WHERE WERE YOU WHEN YOU SAW THE PHENOMENON? *(Check appropriate blocks.)*

✓	OUTDOORS IN FRONT OF HOUSE		IN BUSINESS SECTION OF CITY
	IN BUILDING	✓	IN RESIDENTIAL SECTION OF CITY
	IN CAR ☐ AS DRIVER ☐ AS PASSENGER		IN OPEN COUNTRYSIDE
	IN BOAT		NEAR AIRFIELD
	IN AIRPLANE ☐ AS PILOT ☐ AS PASSENGER		FLYING OVER CITY
	OTHER		FLYING OVER OPEN COUNTRY
			OTHER

A. IF YOU WERE IN A VEHICLE, COMPLETE THE FOLLOWING:

WHAT DIRECTION WERE YOU MOVING?				HOW FAST WERE YOU MOVING?
	NORTH		EAST	
	SOUTH		WEST	DID YOU STOP ANYTIME WHILE OBSERVING THE PHENOMENON? ☐ YES ☐ NO
	NORTHEAST		SOUTHEAST	
	NORTHWEST		SOUTHWEST	

EXPLAIN WHETHER SUCH MOVEMENT AFFECTS YOUR SKETCHES IN ITEMS 5 AND 6.

DESCRIBE TYPE OF VEHICLE YOU WERE IN AND TYPE OF ROAD, TERRAIN OR BODY OF WATER YOU TRAVERSED DURING THE SIGHTING. STATE WHETHER WINDOWS OR CONVERTIBLE TOP WERE UP OR DOWN.

HOW MUCH OTHER TRAFFIC WAS THERE?

DID YOU NOTICE ANY AIRPLANES? ☑ YES ☐ NO. IF "YES," DESCRIBE WHEN THEY WERE IN SIGHT RELATIVE TO THE TIME OF SIGHTING THE PHENOMENON AND WHERE THEY WERE IN THE SKY RELATIVE TO THE POSITION OF THE PHENOMENON.

AIRPLANE IN ARR.

9. HOW LONG WAS THE PHENOMENON IN SIGHT?

LENGTH OF TIME				
5 Min.	✓	CERTAIN OF TIME		NOT VERY SURE
		FAIRLY CERTAIN		JUST A GUESS

HOW WAS TIME DETERMINED?

GUESSED.

WAS THE PHENOMENON IN SIGHT CONTINUOUSLY? ☑ YES ☐ NO. IF "NO," INDICATE WHETHER THIS IS DUE TO YOUR MOVEMENT OR THE BEHAVIOR OF THE PHENOMENON, AND DESCRIBE SUCH MOVEMENT OR BEHAVIOR. INDICATE DISAPPEARANCES ON PREVIOUS SKETCHES.

15. DRAW A PICTURE THAT WILL SHOW THE SHAPE OF THE PHENOMENON. INCLUDE AND LABEL ANY DETAILS THAT MIGHT HAVE APPEARED AS WINGS OR PROTRUSIONS, AND INDICATE EXHAUST OR VAPOR TRAILS. INDICATE BY AN ARROW THE DIRECTION THE PHENOMENON WAS MOVING.



Had lights around it

16. WHAT WAS THE ANGULAR SIZE? HOLD A MATCH AT ARM'S LENGTH IN FRONT OF A KNOWN OBJECT, SUCH AS A STREET LAMP OR THE MOON. NOTE HOW MUCH OF THE OBJECT IS COVERED BY THE HEAD OF THE MATCH. NOW IF YOU HAD BEEN ABLE TO PERFORM THIS EXPERIMENT AT THE TIME OF THE SIGHTING, ESTIMATE WHAT FRACTION OF THE PHENOMENON WOULD HAVE BEEN COVERED BY THE MATCH HEAD.

13. DID THE PHENOMENON	YES	NO	UNKNOWN
MOVE IN A STRAIGHT LINE? Curve	✓		
STAND STILL AT ANY TIME?		✓	
SUDDENLY SPEED UP AND RUN AWAY? ATRND.	✓		
BREAK UP IN PARTS AND EXPLODE?		✓	
CHANGE COLOR?		✓	
GIVE OFF SMOKE?		✓	
CHANGE BRIGHTNESS?		✓	
CHANGE SHAPE?		✓	
FLASH OR FLICKER?			
DISAPPEAR AND REAPPEAR?			
SPIN LIKE A TOP?	✓		
MAKE A NOISE?		✓	
FLUTTER OR WOBBLE?			

14. WHAT DREW YOUR ATTENTION TO THE PHENOMENON?

THE LIGHTS.

A. HOW DID IT FINALLY DISAPPEAR?

ABOUT 2 miles AWAY READY TO CAMP.

B. DID THE PHENOMENON MOVE BEHIND OR IN FRONT OF SOMETHING, LIKE A CLOUD, TREE, OR BUILDING AT ANY TIME?
☐ YES ☐ NO. IF "YES," DESCRIBE.

YES, BEHIND TREES IT TRIED TO COME BACK.

22. HAVE YOU EVER SEEN THIS OR A SIMILAR PHENOMENON BEFORE? ☐ YES ☑ NO. IF "YES," GIVE DATE AND LOCATION.

23. WAS ANYONE WITH YOU AT THE TIME YOU SAW THE PHENOMENON? ☑ YES ☐ NO. IF "YES," DID THEY SEE IT TOO? ☑ YES ☐ NO.

A. LIST THEIR NAMES AND ADDRESSES [redacted] Cannot locate name in directory incorrect address

Detroit, Dayton

CINCINNATI

CINN & PIKE

Williamsburg.

24. GIVE THE FOLLOWING INFORMATION ABOUT YOURSELF

LAST NAME, FIRST NAME, MIDDLE NAME [redacted]

ADDRESS (Street, City, State and Zip Code) [redacted] (Spelling?) Pike Williamsburg.

TELEPHONE (Area code and number)	AGE		MALE		FEMALE
[redacted]	42.			✓	

INCLUDE ADDITIONAL INFORMATION INCLUDING OCCUPATION AND ANY EXPERIENCE WHICH MAY BE PERTINENT.

CINCINNATI

PREPARED BY CAPT. Hancock SDO

25. WHEN AND TO WHOM DID YOU REPORT THAT YOU HAD SIGHTED THIS PHENOMENON?

NAME _____ DAY _____ MONTH _____ YEAR _____

26. DATE YOU COMPLETED THIS QUESTIONNAIRE.

DAY _____ MONTH _____ YEAR _____

17. DID YOU OBSERVE THE PHENOMENON THROUGH ANY OF THE FOLLOWING? INCLUDE INFORMATION ON MODEL, TYPE, FILTER, LENS PRESCRIPTION OR OTHER APPLICABLE DATA.

	EYEGLASSES NO		CAMERA VIEWER NO
	SUNGLASSES NO		BINOCULARS NO
	WINDSHIELD NO		TELESCOPE NO
	SIDE WINDOW OF VEHICLE NO		THEODOLITE NO
	WINDOWPANE NO		OTHER NO

A. DO YOU ORDINARILY WEAR GLASSES? ☐ YES ☒ NO

B. DO YOU USE READING GLASSES? ☐ YES ☐ NO

18. WHAT WAS YOUR IMPRESSION OF THE SPEED OF THE PHENOMENON? GIVE ESTIMATE OF SPEED SLOW.

19. WHAT WAS YOUR IMPRESSION OF THE DISTANCE OF THE PHENOMENON? GIVE ESTIMATE OF DISTANCE _____.

20. IN ORDER THAT WE MAY OBTAIN AS CLEAR A PICTURE AS POSSIBLE OF WHAT YOU SAW, DESCRIBE IN YOUR OWN WORDS A COMMON OBJECT OR OBJECTS WHICH, WHEN PLACED IN THE SKY, SIMILAR TO WHERE YOU NOTED THE PHENOMENON, WOULD BEAR SOME RESEMBLANCE TO WHAT YOU SAW. DESCRIBE SIMILARITIES AND DIFFERENCES BETWEEN THE COMMON OBJECT AND WHAT YOU SAW.

21. DID YOU NOTICE ANY ODOR, NOISE, OR HEAT EMANATING FROM THE PHENOMENON OR ANY EFFECT ON YOURSELF, ANIMALS OR MACHINERY IN THE VICINITY? ☐ YES ☐ NO. IF "YES," DESCRIBE.

NO ODOR
NO NOISE
NO HEAT.

A. DID THE PHENOMENON DISTURB THE GROUND OR LEAVE ANY PHYSICAL EVIDENCE. ☐ YES ☐ NO. IF "YES," DESCRIBE.

NO.

5 Oct 68

DEPARTMENT OF THE AIR FORCE
HEADQUARTERS FOREIGN TECHNOLOGY DIVISION (AFSC)
WRIGHT-PATTERSON AIR FORCE BASE, OHIO 45433

REPLY TO ATTN OF: TDPT (UFO)

SUBJECT: UFO Observation , 5 July 1968

JUL 10 1968

TO: [redacted]
[redacted] Avenue Apt 303
Dayton, Ohio 45420

Reference your recent unidentified flying object sighting which you reported to the Air Force. The information which we have received is not sufficient for a scientific investigation. Request you complete the attached AF Form 117 and return it in the self-addressed envelope. Thank you for reporting your observation to the Air Force.

HECTOR QUINTANILLA, Jr, Lt Colonel, USAF
Chief, Aerial Phenomena Office
Aerospace Technologies Division
Production Directorate

1 Atch
AF Form 117 w/envelope

6A. NOW IMAGINE YOU ARE AT THE CENTER OF THE COMPASS ROSE. PLACE AN "A" ON THE COMPASS TO INDICATE THE DIRECTION TO THE PHENOMENON WHEN FIRST SEEN. PLACE A "B" ON THE COMPASS TO INDICATE THE DIRECTION TO THE PHENOMENON WHEN LAST SEEN.

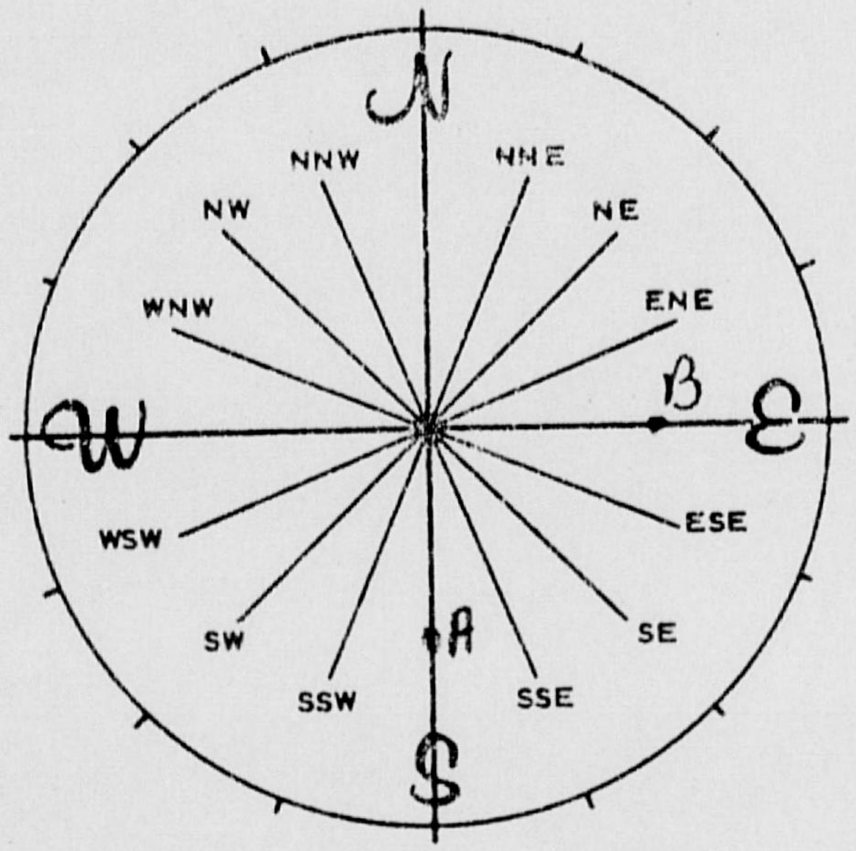

7. IN THE SKETCH BELOW, PLACE AN "A" AT THE POSITION OF THE PHENOMENON WHEN FIRST SEEN, AND A "B" AT THE POSITION OF THE PHENOMENON WHEN LAST SEEN. CONNECT THE "A" AND "B" WITH A LINE TO APPROXIMATE THE MOVEMENT OF THE PHENOMENON BETWEEN "A" AND "B". THAT IS, SCHEMATICALLY SHOW WHETHER THE MOVEMENT APPEARED TO BE STRAIGHT, CURVED OR ZIG-ZAG. REFER TO SMALLER SKETCH AS AN EXAMPLE OF HOW TO COMPLETE THE LARGER SKETCH.



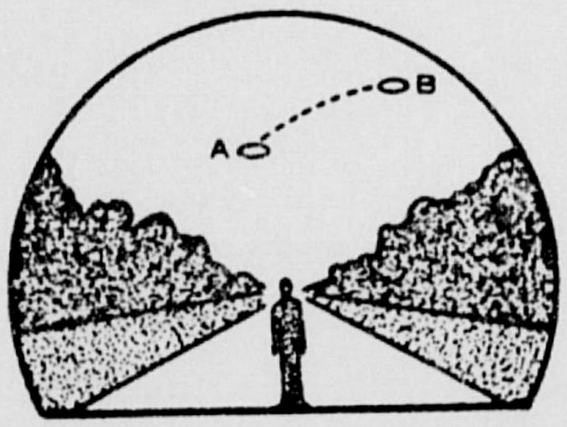

AFR 80-17(C1)

SIGHTING OF UNIDENTIFIED PHENOMENA QUESTIONNAIRE

BUDGET BUREAU APPROVAL NUMBER 21-R258

THIS QUESTIONNAIRE HAS BEEN PREPARED SO THAT YOU CAN GIVE THE U.S. AIR FORCE AS MUCH INFORMATION AS POSSIBLE CONCERNING THE UNIDENTIFIED PHENOMENON THAT YOU HAVE OBSERVED. PLEASE TRY TO ANSWER ALL OF THE QUESTIONS. THE INFORMATION YOU GIVE WILL BE USED FOR RESEARCH PURPOSES. YOUR NAME WILL NOT BE USED IN CONNECTION WITH ANY OF YOUR STATEMENTS OR CONCLUSIONS WITHOUT YOUR PERMISSION. RETURN TO AIR FORCE BASE INVESTIGATOR FOR FORWARDING TO FTD (TDETR), WRIGHT-PATTERSON AFB, OHIO 45433, IAW AFR 80-17. *(IF ADDITIONAL SHEETS ARE NEEDED FOR NARRATIVE OR SKETCHES ATTACH SECURELY TO THIS FORM OR ANNOTATE WITH YOUR NAME FOR IDENTIFICATION.)*

1. WHEN DID YOU SEE THE PHENOMENON?

DAY _____ MONTH _____ YEAR _____

2. WHAT TIME DID YOU FIRST SIGHT THE PHENOMENON?

HOUR 2230 MINUTES _____ ☐ A.M. ☐ P.M.

3. WHAT TIME DID YOU LAST SIGHT THE PHENOMENON?

HOUR 2233 MINUTES _____ ☐ A.M. ☐ P.M.

4. TIME/ZONE ☐ DAYLIGHT SAVINGS ☐ STANDARD

☐ EASTERN ☐ CENTRAL ☐ MOUNTAIN ☐ PACIFIC ☐ OTHER

5. WHERE WERE YOU WHEN YOU SAW THE PHENOMENON? IF IN CITY, GIVE THE NEAREST STREET ADDRESS AND INDICATE ON A HAND DRAWN MAP WHERE YOU WERE STANDING WITH REFERENCE TO THE ADDRESS. IF IN THE COUNTRY, IDENTIFY THE HIGHWAY YOU WERE ON OR NEAR AND TRY TO FIX A DISTANCE AND DIRECTION FROM SOME RECOGNIZABLE LANDMARK.

Driving southbound Riverside near Triangle park

6. IMAGINE YOU ARE AT THE POINT SHOWN IN THE SKETCH, PLACE AN "A" ON THE CURVED LINE TO SHOW HOW HIGH THE PHENOMENON WAS ABOVE THE HORIZON, OR SKYLINE, WHEN FIRST SEEN. PLACE A "B" ON THE SAME CURVED LINE TO SHOW HOW HIGH ABOVE THE HORIZON THE PHENOMENON WAS WHEN LAST SEEN.

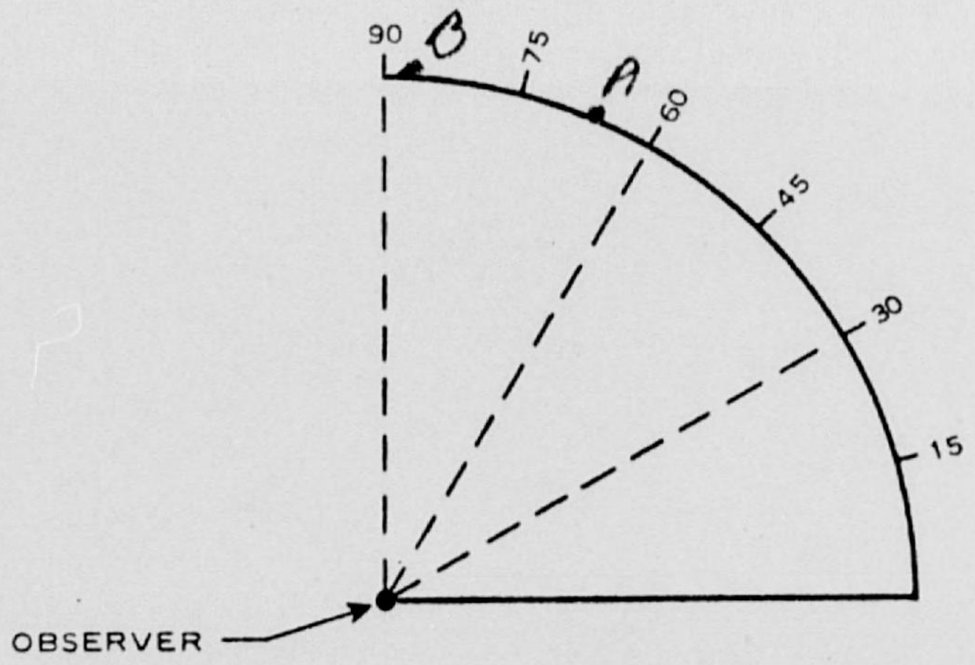

AF FORM AUG 67 117

10. IF THERE WERE MORE THAN ONE PHENOMENON, HOW MANY WERE THERE? DRAW A PICTURE TO SHOW HOW THEY WERE ARRANGED. DID THIS ARRANGEMENT CHANGE DURING THE SIGHTING?

11. CONDITIONS *(Check appropriate blocks.)*

A. SKY		B. WEATHER			
	DAY		CUMULUS CLOUDS *(Low fluffy)*		FOG OR MIST
	TWILIGHT		CIRRUS CLOUDS *(High fleecy or Herring-bone)*		HEAVY RAIN
√	NIGHT				LIGHT RAIN OR DRIZZLE
√	CLEAR		NIMBUS CLOUDS *(Rain)*		HAIL
	PARTLY CLOUDY		CUMULONIMBUS CLOUDS *(Thunderstorms)*		SNOW OR SLEET
	COMPLETELY OVERCAST				UNKNOWN
			HAZE OR SMOG		NONE OF THE ABOVE

C. IF THE SIGHTING WAS AT TWILIGHT OR NIGHT, WHAT DID YOU NOTICE ABOUT THE STARS AND MOON?

(1) STARS		(2) √ MOON		
	NONE	√	BRIGHT MOONLIGHT	NO MOONLIGHT
	A FEW		MOON WITH HALO	UNKNOWN
√	MANY		MOON HIDDEN BY CLOUDS	
	UNKNOWN		PARTIAL *(New or quarter)*	

D. IF SIGHTING WAS IN DAYLIGHT, WAS THE SUN VISIBLE? ☐ YES ☐ NO. IF "YES," WHERE WAS THE SUN AS YOU FACED THE PHENOMENON?

IN FRONT OF YOU	TO YOUR RIGHT		OVERHEAD *(Near noon)*
IN BACK OF YOU	TO YOUR LEFT		UNKNOWN

E. SPECIFY THE MAJOR SOURCE OF ILLUMINATION PRESENT DURING THE SIGHTING, SUCH AS THE SUN, HEADLIGHTS OR STREET LAMP, ETC. FOR TERRESTRIAL ILLUMINATION, SPECIFY DISTANCE TO LIGHT SOURCE.

lights blinking from right to left

12. GIVE A BRIEF DESCRIPTION OF THE PHENOMENON, INDICATING WHETHER IT APPEARED DARK OR LIGHT, WHETHER IT REFLECTED LIGHT OR WAS SELF-LUMINOUS AND WHAT COLORS YOU NOTICED. DESCRIBE YOUR IMPRESSION OF WHETHER IT WAS SOLID OR TRANSPARENT, WHETHER EDGES WERE SHARP OR FUZZY. DESCRIBE THE SHAPE OR INDICATE IF IT APPEARED AS A POINT OF LIGHT. INDICATE COMPARISONS WITH OTHER OBSERVED OBJECTS, LIKE STARS, A LIGHT OR OTHER OBJECT IN YOUR FIELD OF VIEW.

light - stopped-reflected some
light from the top
lights on the edges

8. WHERE WERE YOU WHEN YOU SAW THE PHENOMENON? *(Check appropriate blocks.)*

	OUTDOORS		IN BUSINESS SECTION OF CITY
	IN BUILDING	✓	IN RESIDENTIAL SECTION OF CITY
✓	IN CAR ☑ AS DRIVER ☐ AS PASSENGER		IN OPEN COUNTRYSIDE
	IN BOAT		NEAR AIRFIELD
	IN AIRPLANE ☐ AS PILOT ☐ AS PASSENGER		FLYING OVER CITY
	OTHER		FLYING OVER OPEN COUNTRY
			OTHER

A. IF YOU WERE IN A VEHICLE, COMPLETE THE FOLLOWING:

WHAT DIRECTION WERE YOU MOVING?

	NORTH		EAST
✓	SOUTH		WEST
	NORTHEAST		SOUTHEAST
	NORTHWEST		SOUTHWEST

HOW FAST WERE YOU MOVING?
35-40

DID YOU STOP ANYTIME WHILE OBSERVING THE PHENOMENON?
☑ YES ☐ NO

EXPLAIN WHETHER SUCH MOVEMENT AFFECTS YOUR SKETCHES IN ITEMS 5 AND 6.

DESCRIBE TYPE OF VEHICLE YOU WERE IN AND TYPE OF ROAD, TERRAIN OR BODY OF WATER YOU TRAVERSED DURING THE SIGHTING. STATE WHETHER WINDOWS OR CONVERTIBLE TOP WERE UP OR DOWN.
65 FORD-CONV overhead

HOW MUCH OTHER TRAFFIC WAS THERE?
average -

DID YOU NOTICE ANY AIRPLANES? ☐ YES ☑ NO. IF "YES," DESCRIBE WHEN THEY WERE IN SIGHT RELATIVE TO THE TIME OF SIGHTING THE PHENOMENON AND WHERE THEY WERE IN THE SKY RELATIVE TO THE POSITION OF THE PHENOMENON.

9. HOW LONG WAS THE PHENOMENON IN SIGHT?

LENGTH OF TIME 3 MIN

✓	CERTAIN OF TIME		NOT VERY SURE
	FAIRLY CERTAIN		JUST A GUESS

HOW WAS TIME DETERMINED?

WAS THE PHENOMENON IN SIGHT CONTINUOUSLY? ☑ YES ☐ NO. IF "NO," INDICATE WHETHER THIS IS DUE TO YOUR MOVEMENT OR THE BEHAVIOR OF THE PHENOMENON, AND DESCRIBE SUCH MOVEMENT OR BEHAVIOR. INDICATE DISAPPEARANCES ON PREVIOUS SKETCHES.

15. DRAW A PICTURE THAT WILL SHOW THE SHAPE OF THE PHENOMENON. INCLUDE AND LABEL ANY DETAILS THAT MIGHT HAVE APPEARED AS WINGS OR PROTRUSIONS, AND INDICATE EXHAUST OR VAPOR TRAILS. INDICATE BY AN ARROW THE DIRECTION THE PHENOMENON WAS MOVING.



white light around edges



lights around the edges light reflecting from the top

16. WHAT WAS THE ANGULAR SIZE? HOLD A MATCH AT ARM'S LENGTH IN FRONT OF A KNOWN OBJECT, SUCH AS A STREET LAMP OR THE MOON. NOTE HOW MUCH OF THE OBJECT IS COVERED BY THE HEAD OF THE MATCH. NOW IF YOU HAD BEEN ABLE TO PERFORM THIS EXPERIMENT AT THE TIME OF THE SIGHTING, ESTIMATE WHAT FRACTION OF THE PHENOMENON WOULD HAVE BEEN COVERED BY THE MATCH HEAD.

2/3 the size of the moon

13. DID THE PHENOMENON	YES	NO	UNKNOWN
MOVE IN A STRAIGHT LINE?	✓		
STAND STILL AT ANYTIME?	✓		
SUDDENLY SPEED UP AND RUN AWAY?	✓		
BREAK UP IN PARTS AND EXPLODE?		✓	
CHANGE COLOR?		✓	
GIVE OFF SMOKE?		✓	
CHANGE BRIGHTNESS?	✓		
CHANGE SHAPE?	✓		
FLASH OR FLICKER?	✓		
DISAPPEAR AND REAPPEAR?		✓	
SPIN LIKE A TOP?	✓		
MAKE A NOISE?		✓	
FLUTTER OR WOBBLE?	✓		

14. WHAT DREW YOUR ATTENTION TO THE PHENOMENON?

bright light

A. HOW DID IT FINALLY DISAPPEAR?

just last night

B. DID THE PHENOMENON MOVE BEHIND OR IN FRONT OF SOMETHING, LIKE A CLOUD, TREE, OR BUILDING AT ANY TIME?
☐ YES ☑ NO. IF "YES," DESCRIBE.

22. HAVE YOU EVER SEEN THIS OR A SIMILAR PHENOMENON BEFORE? ☐ YES ☒ NO. IF "YES," GIVE DATE AND LOCATION.

23. WAS ANYONE WITH YOU AT THE TIME YOU SAW THE PHENOMENON? ☒ YES ☐ NO. IF "YES," DID THEY SEE IT TOO? ☐ YES ☐ NO.

A. LIST TH[redacted]MES AND ADDRESSES

[redacted]

24. GIVE THE FOLLOWING INFORMATION ABOUT YOURSELF

LAST NAME [redacted]

ADDRESS (Street, [redacted] MOREAU APTS [redacted] KETTERING

TELEPHONE (Area code and number) [redacted]	AGE 20	☐	MALE	☐	FEMALE

INDICATE ADDITIONAL INFORMATION INCLUDING OCCUPATION AND ANY EXPERIENCE WHICH MAY BE PERTINENT.

25. WHEN AND TO WHOM DID YOU REPORT THAT YOU HAD SIGHTED THIS PHENOMENON?

NAME _____ DAY _____ MONTH _____ YEAR _____

26. DATE YOU COMPLETED THIS QUESTIONNAIRE.

DAY _____ MONTH _____ YEAR _____

17. DID YOU OBSERVE THE PHENOMENON THROUGH ANY OF THE FOLLOWING? INCLUDE INFORMATION ON MODEL, TYPE, FILTER, LENS PRESCRIPTION OR OTHER APPLICABLE DATA.

☐	EYEGLASSES	☐	CAMERA VIEWER
☐	SUNGLASSES	☐	BINOCULARS
☐	WINDSHIELD	☐	TELESCOPE
☐	SIDE WINDOW OF VEHICLE	☐	THEODOLITE
☐	WINDOWPANE	☐	OTHER

A. DO YOU ORDINARILY WEAR GLASSES? ☐ YES ☑ NO

B. DO YOU USE READING GLASSES? ☐ YES ☑ NO

18. WHAT WAS YOUR IMPRESSION OF THE SPEED OF THE PHENOMENON? GIVE ESTIMATE OF SPEED very fast

19. WHAT WAS YOUR IMPRESSION OF THE DISTANCE OF THE PHENOMENON? GIVE ESTIMATE OF DISTANCE 700 ft.

20. IN ORDER THAT WE MAY OBTAIN AS CLEAR A PICTURE AS POSSIBLE OF WHAT YOU SAW, DESCRIBE IN YOUR OWN WORDS A COMMON OBJECT OR OBJECTS WHICH, WHEN PLACED IN THE SKY, SIMILAR TO WHERE YOU NOTED THE PHENOMENON, WOULD BEAR SOME RESEMBLANCE TO WHAT YOU SAW. DESCRIBE SIMILARITIES AND DIFFERENCES BETWEEN THE COMMON OBJECT AND WHAT YOU SAW.

similar to a hub cap

21. DID YOU NOTICE ANY ODOR, NOISE, OR HEAT EMANATING FROM THE PHENOMENON OR ANY EFFECT ON YOURSELF, ANIMALS OR MACHINERY IN THE VICINITY? ☐ YES ☑ NO. IF "YES," DESCRIBE.

A. DID THE PHENOMENON DISTURB THE GROUND OR LEAVE ANY PHYSICAL EVIDENCE. ☐ YES ☑ NO. IF "YES," DESCRIBE.

27. INFORMATION WHICH YOU FEEL IS PERTINENT BUT WHICH IS NOT ADEQUATELY COVERED IN THIS QUESTIONNAIRE, ALTERNATIVELY PROVIDE A NARRATIVE EXPLANATION OF THE SIGHTING.

5 Jul 68

DEPARTMENT OF THE AIR FORCE
HEADQUARTERS FOREIGN TECHNOLOGY DIVISION (AFSC)
WRIGHT-PATTERSON AIR FORCE BASE, OHIO 45433

REPLY TO ATTN OF: TDPT (UFO)

SUBJECT: UFO Observation, 5 July 1968

JUL 10 1968

TO:
Eugene Root
4425 Woodcliffe Avenue
Dayton, Ohio 45420

Reference your recent unidentified flying object sighting which you reported to the Air Force. The information which we have received is not sufficient for a scientific investigation. Request you complete the attached AF Form 117 and return it in the self-addressed envelope. Thank you for reporting your observation to the Air Force.

HECTOR QUINTANILLA, Jr, Lt Colonel, USAF
Chief, Aerial Phenomena Office
Aerospace Technologies Division
Production Directorate

1 Atch
AF Form 117 w/envelope

6A. NOW IMAGINE YOU ARE AT THE CENTER OF THE COMPASS ROSE. PLACE AN "A" ON THE COMPASS TO INDICATE THE DIRECTION TO THE PHENOMENON WHEN FIRST SEEN. PLACE A "B" ON THE COMPASS TO INDICATE THE DIRECTION TO THE PHENOMENON WHEN LAST SEEN.

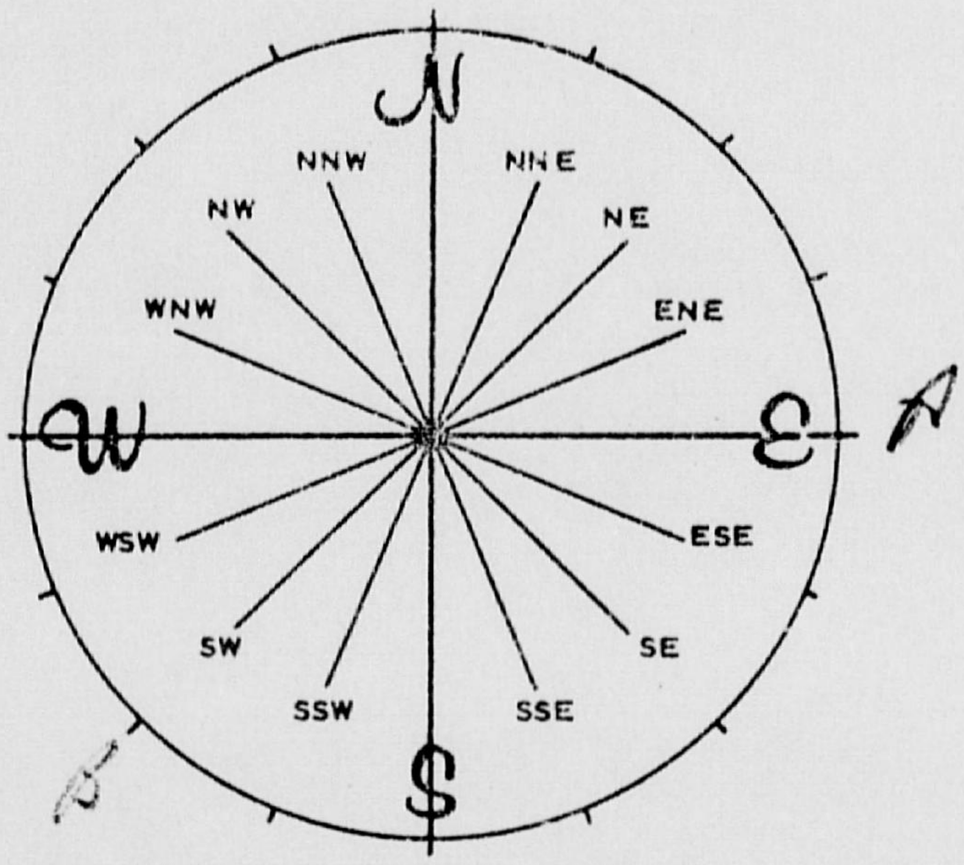

7. IN THE SKETCH BELOW, PLACE AN "A" AT THE POSITION OF THE PHENOMENON WHEN FIRST SEEN, AND A "B" AT THE POSITION OF THE PHENOMENON WHEN LAST SEEN. CONNECT THE "A" AND "B" WITH A LINE TO APPROXIMATE THE MOVEMENT OF THE PHENOMENON BETWEEN "A" AND "B". THAT IS, SCHEMATICALLY SHOW WHETHER THE MOVEMENT APPEARED TO BE STRAIGHT, CURVED OR ZIG-ZAG. REFER TO SMALLER SKETCH AS AN EXAMPLE OF HOW TO COMPLETE THE LARGER SKETCH.



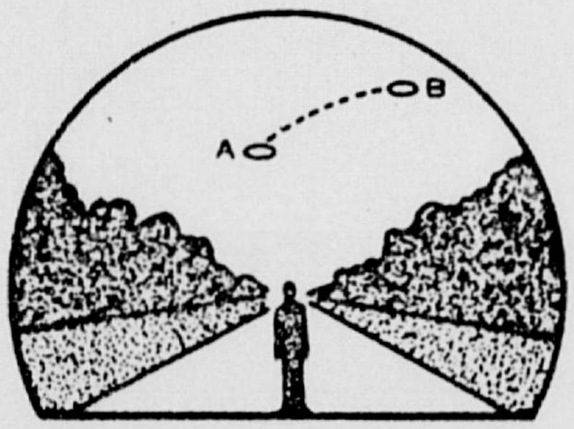

SIGHTING OF UNIDENTIFIED PHENOMENA QUESTIONNAIRE

BUDGET BUREAU APPROVAL NUMBER 21-R258

THIS QUESTIONNAIRE HAS BEEN PREPARED SO THAT YOU CAN GIVE THE U.S. AIR FORCE AS MUCH INFORMATION AS POSSIBLE CONCERNING THE UNIDENTIFIED PHENOMENON THAT YOU HAVE OBSERVED. PLEASE TRY TO ANSWER ALL OF THE QUESTIONS. THE INFORMATION YOU GIVE WILL BE USED FOR RESEARCH PURPOSES. YOUR NAME WILL NOT BE USED IN CONNECTION WITH ANY OF YOUR STATEMENTS OR CONCLUSIONS WITHOUT YOUR PERMISSION. RETURN TO AIR FORCE BASE INVESTIGATOR FOR FORWARDING TO FTD (TDETR), WRIGHT-PATTERSON AFB, OHIO 45433, IAW AFR 80-17. *(IF ADDITIONAL SHEETS ARE NEEDED FOR NARRATIVE OR SKETCHES ATTACH SECURELY TO THIS FORM OR ANNOTATE WITH YOUR NAME FOR IDENTIFICATION.)*

1. WHEN DID YOU SEE THE PHENOMENON?
DAY 5 MONTH Jul YEAR 68

2. WHAT TIME DID YOU FIRST SIGHT THE PHENOMENON?
HOUR 2315 MINUTES _____ ☐ A.M. ☐ P.M.

3. WHAT TIME DID YOU LAST SIGHT THE PHENOMENON?
HOUR 2320 MINUTES _____ ☐ A.M. ☐ P.M.

4. TIME/ZONE ☐ DAYLIGHT SAVINGS ☐ STANDARD
☐ EASTERN ☐ CENTRAL ☐ MOUNTAIN ☐ PACIFIC ☐ OTHER

5. WHERE WERE YOU WHEN YOU SAW THE PHENOMENON? IF IN CITY, GIVE THE NEAREST STREET ADDRESS AND INDICATE ON A HAND DRAWN MAP WHERE YOU WERE STANDING WITH REFERENCE TO THE ADDRESS. IF IN THE COUNTRY, IDENTIFY THE HIGHWAY YOU WERE ON OR NEAR AND TRY TO FIX A DISTANCE AND DIRECTION FROM SOME RECOGNIZABLE LANDMARK.

DORNIN y LANE & FOX HILLS

6. IMAGINE YOU ARE AT THE POINT SHOWN IN THE SKETCH, PLACE AN "A" ON THE CURVED LINE TO SHOW HOW HIGH THE PHENOMENON WAS ABOVE THE HORIZON, OR SKYLINE, WHEN FIRST SEEN. PLACE A "B" ON THE SAME CURVED LINE TO SHOW HOW HIGH ABOVE THE HORIZON THE PHENOMENON WAS WHEN LAST SEEN.

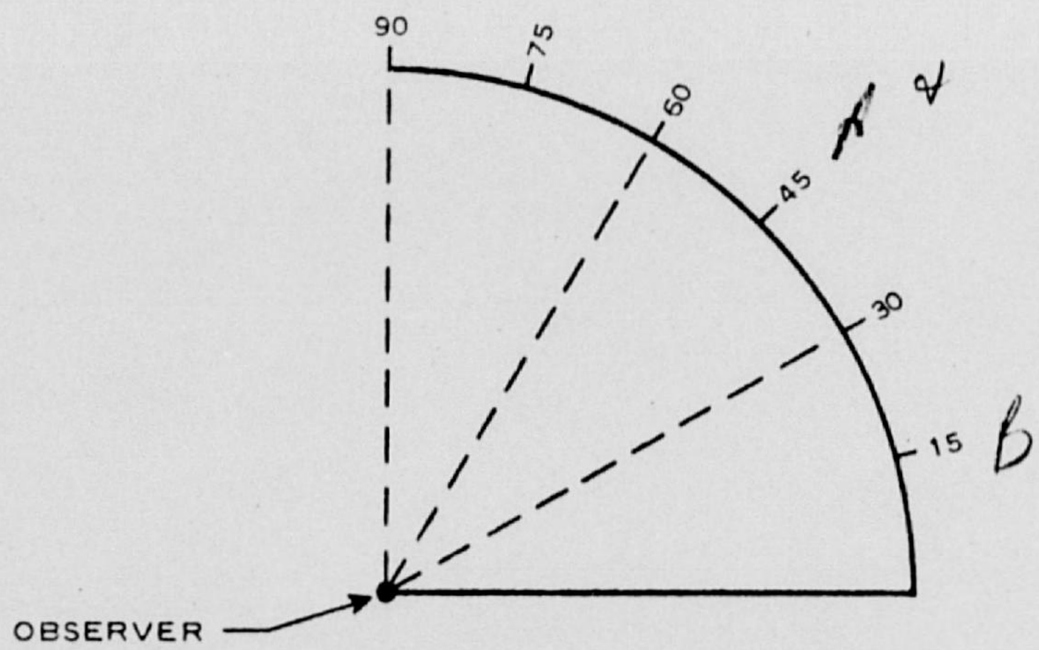

AF FORM AUG 67 117

10. IF THERE WERE MORE THAN ONE PHENOMENON, HOW MANY WERE THERE? DRAW A PICTURE TO SHOW HOW THEY WERE ARRANGED. DID THIS ARRANGEMENT CHANGE DURING THE SIGHTING?

/

11. CONDITIONS *(Check appropriate blocks.)*

A. SKY		B. WEATHER			
	DAY		CUMULUS CLOUDS *(Low fluffy)*		FOG OR MIST
	TWILIGHT		CIRRUS CLOUDS *(High fleecy or Herring-bone)*		HEAVY RAIN
L	NIGHT				LIGHT RAIN OR DRIZZLE
✓	CLEAR		NIMBUS CLOUDS *(Rain)*		HAIL
	PARTLY CLOUDY		CUMULONIMBUS CLOUDS *(Thunderstorms)*		SNOW OR SLEET
	COMPLETELY OVERCAST				UNKNOWN
			HAZE OR SMOG	✓	NONE OF THE ABOVE

C. IF THE SIGHTING WAS AT TWILIGHT OR NIGHT, WHAT DID YOU NOTICE ABOUT THE STARS AND MOON?

(1) STARS		(2) MOON			
	NONE	✓	BRIGHT MOONLIGHT		NO MOONLIGHT
	A FEW		MOON WITH HALO		UNKNOWN
	MANY		MOON HIDDEN BY CLOUDS		
✓	UNKNOWN		PARTIAL *(New or quarter)*		

D. IF SIGHTING WAS IN DAYLIGHT, WAS THE SUN VISIBLE? ☐ YES ☐ NO. IF "YES," WHERE WAS THE SUN AS YOU FACED THE PHENOMENON?

	IN FRONT OF YOU		TO YOUR RIGHT		OVERHEAD *(Near noon)*
	IN BACK OF YOU		TO YOUR LEFT		UNKNOWN

E. SPECIFY THE MAJOR SOURCE OF ILLUMINATION PRESENT DURING THE SIGHTING, SUCH AS THE SUN, HEADLIGHTS OR STREET LAMP, ETC. FOR TERRESTRIAL ILLUMINATION, SPECIFY DISTANCE TO LIGHT SOURCE.

OBJECT IN SKY

12. GIVE A BRIEF DESCRIPTION OF THE PHENOMENON, INDICATING WHETHER IT APPEARED DARK OR LIGHT, WHETHER IT REFLECTED LIGHT OR WAS SELF-LUMINOUS AND WHAT COLORS YOU NOTICED. DESCRIBE YOUR IMPRESSION OF WHETHER IT WAS SOLID OR TRANSPARENT, WHETHER EDGES WERE SHARP OR FUZZY. DESCRIBE THE SHAPE OR INDICATE IF IT APPEARED AS A POINT OF LIGHT. INDICATE COMPARISONS WITH OTHER OBSERVED OBJECTS, LIKE STARS, A LIGHT OR OTHER OBJECT IN YOUR FIELD OF VIEW.

BRIGHT GLITTERY
WHITE MOON SIZED

FUZZY EDGES

OVAL SHAPE

8. WHERE WERE YOU WHEN YOU SAW THE PHENOMENON? *(Check appropriate blocks.)*

✓	OUTDOORS		IN BUSINESS SECTION OF CITY
	IN BUILDING		IN RESIDENTIAL SECTION OF CITY
	IN CAR ☐ AS DRIVER ☐ AS PASSENGER	✓	IN OPEN COUNTRYSIDE
	IN BOAT		NEAR AIRFIELD
	IN AIRPLANE ☐ AS PILOT ☐ AS PASSENGER		FLYING OVER CITY
	OTHER		FLYING OVER OPEN COUNTRY
			OTHER

A. IF YOU WERE IN A VEHICLE, COMPLETE THE FOLLOWING:

WHAT DIRECTION WERE YOU MOVING?

	NORTH	✓	EAST
	SOUTH		WEST
	NORTHEAST		SOUTHEAST
	NORTHWEST		SOUTHWEST

HOW FAST WERE YOU MOVING? 15

DID YOU STOP ANYTIME WHILE OBSERVING THE PHENOMENON? ☑ YES ☐ NO

EXPLAIN WHETHER SUCH MOVEMENT AFFECTS YOUR SKETCHES IN ITEMS 5 AND 6.

DESCRIBE TYPE OF VEHICLE YOU WERE IN AND TYPE OF ROAD, TERRAIN OR BODY OF WATER YOU TRAVERSED DURING THE SIGHTING. STATE WHETHER WINDOWS OR CONVERTIBLE TOP WERE UP OR DOWN.

STREET BLACK TOP CONVERTIBLE window down

HOW MUCH OTHER TRAFFIC WAS THERE?

NO

DID YOU NOTICE ANY AIRPLANES? ☐ YES ☑ NO. IF "YES," DESCRIBE WHEN THEY WERE IN SIGHT RELATIVE TO THE TIME OF SIGHTING THE PHENOMENON AND WHERE THEY WERE IN THE SKY RELATIVE TO THE POSITION OF THE PHENOMENON.

9. HOW LONG WAS THE PHENOMENON IN SIGHT?

LENGTH OF TIME					
5 min		CERTAIN OF TIME		NOT VERY SURE
	✓	FAIRLY CERTAIN		JUST A GUESS

HOW WAS TIME DETERMINED?

WATCH

WAS THE PHENOMENON IN SIGHT CONTINUOUSLY? ☑ YES ☐ NO. IF "NO," INDICATE WHETHER THIS IS DUE TO YOUR MOVEMENT OR THE BEHAVIOR OF THE PHENOMENON, AND DESCRIBE SUCH MOVEMENT OR BEHAVIOR. INDICATE DISAPPEARANCES ON PREVIOUS SKETCHES.

15. DRAW A PICTURE THAT WILL SHOW THE SHAPE OF THE PHENOMENON. INCLUDE AND LABEL ANY DETAILS THAT MIGHT HAVE APPEARED AS WINGS OR PROTRUSIONS, AND INDICATE EXHAUST OR VAPOR TRAILS. INDICATE BY AN ARROW THE DIRECTION THE PHENOMENON WAS MOVING.



LIKE A FOOT BALL

NO SIGNIFICANT SOUND

IT (WAS MOVING)

DOES YOU

TWISTED

16. WHAT WAS THE ANGULAR SIZE? HOLD A MATCH AT ARM'S LENGTH IN FRONT OF A KNOWN OBJECT, SUCH AS A STREET LAMP OR THE MOON. NOTE HOW MUCH OF THE OBJECT IS COVERED BY THE HEAD OF THE MATCH. NOW IF YOU HAD BEEN ABLE TO PERFORM THIS EXPERIMENT AT THE TIME OF THE SIGHTING, ESTIMATE WHAT FRACTION OF THE PHENOMENON WOULD HAVE BEEN COVERED BY THE MATCH HEAD.

1/2

13. DID THE PHENOMENON	YES	NO	UNKNOWN
MOVE IN A STRAIGHT LINE?	✓		
STAND STILL AT ANYTIME?	✓		
SUDDENLY SPEED UP AND RUN AWAY?	✓		
BREAK UP IN PARTS AND EXPLODE?		✓	
CHANGE COLOR?		✓	
GIVE OFF SMOKE?		✓	
CHANGE BRIGHTNESS?		✓	
CHANGE SHAPE?		✓	
FLASH OR FLICKER?	✓		
DISAPPEAR AND REAPPEAR?		✓	
SPIN LIKE A TOP?		✓	
MAKE A NOISE?		✓	
FLUTTER OR WOBBLE?		✓	

14. WHAT DREW YOUR ATTENTION TO THE PHENOMENON?

JUST HAPPENED TO LOOK UP & WAS IN LINE WITH STEET LIGHT

A. HOW DID IT FINALLY DISAPPEAR?

MOVED OUT / tried to follow for fast

B. DID THE PHENOMENON MOVE BEHIND OR IN FRONT OF SOMETHING, LIKE A CLOUD, TREE, OR BUILDING AT ANY TIME?
☐ YES ☒ NO. IF "YES," DESCRIBE.

22. HAVE YOU EVER SEEN THIS OR A SIMILAR PHENOMENON BEFORE? ☐ YES ☒ NO. IF "YES," GIVE DATE AND LOCATION.

23. WAS ANYONE WITH YOU AT THE TIME YOU SAW THE PHENOMENON? ☒ YES ☐ NO. IF "YES," DID THEY SEE IT TOO? ☒ YES ☐ NO.

A. LIST THEIR NAMES AND ADDRESSES

[redacted]
SAME AS ABOVE

[redacted]
[redacted] Town KY

24. GIVE THE FOLLOWING INFORMATION ABOUT YOURSELF

LAST NAME, FIRST NAME, MIDDLE NAME [redacted]

ADDRESS (Street, City, State and ZIP Code) [redacted] NUC

TELEPHONE (Area code and number)	AGE		MALE		FEMALE
[redacted]	27	4			

INDICATE ADDITIONAL INFORMATION INCLUDING OCCUPATION AND ANY EXPERIENCE WHICH MAY BE PERTINENT.

Saw it go around seeing things.

25. WHEN AND TO WHOM DID YOU REPORT THAT YOU HAD SIGHTED THIS PHENOMENON?

NAME David J. Perol DAY 5 MONTH Jul YEAR 68

26. DATE YOU COMPLETED THIS QUESTIONNAIRE.

DAY 5 MONTH Jul YEAR 68

17. DID YOU OBSERVE THE PHENOMENON THROUGH ANY OF THE FOLLOWING? INCLUDE INFORMATION ON MODEL, TYPE, FILTER, LENS PRESCRIPTION OR OTHER APPLICABLE DATA.

	EYEGLASSES		CAMERA VIEWER
	SUNGLASSES		BINOCULARS
✓	WINDSHIELD		TELESCOPE
	SIDE WINDOW OF VEHICLE		THEODOLITE
	WINDOWPANE		OTHER

A. DO YOU ORDINARILY WEAR GLASSES? ☐ YES ☑ NO

B. DO YOU USE READING GLASSES? ☐ YES ☑ NO

18. WHAT WAS YOUR IMPRESSION OF THE SPEED OF THE PHENOMENON? GIVE ESTIMATE OF SPEED 200 MPH

19. WHAT WAS YOUR IMPRESSION OF THE DISTANCE OF THE PHENOMENON? GIVE ESTIMATE OF DISTANCE 3 MI

20. IN ORDER THAT WE MAY OBTAIN AS CLEAR A PICTURE AS POSSIBLE OF WHAT YOU SAW, DESCRIBE IN YOUR OWN WORDS A COMMON OBJECT OR OBJECTS WHICH, WHEN PLACED IN THE SKY, SIMILAR TO WHERE YOU NOTED THE PHENOMENON, WOULD BEAR SOME RESEMBLANCE TO WHAT YOU SAW. DESCRIBE SIMILARITIES AND DIFFERENCES BETWEEN THE COMMON OBJECT AND WHAT YOU SAW.

WHITE LOOKS BALL (glowing)

21. DID YOU NOTICE ANY ODOR, NOISE, OR HEAT EMANATING FROM THE PHENOMENON OR ANY EFFECT ON YOURSELF, ANIMALS OR MACHINERY IN THE VICINITY? ☐ YES ☑ NO. IF "YES," DESCRIBE.

A. DID THE PHENOMENON DISTURB THE GROUND OR LEAVE ANY PHYSICAL EVIDENCE. ☐ YES ☑ NO. IF "YES," DESCRIBE.

27. INFORMATION WHICH YOU FEEL IS PERTINENT BUT WHICH IS NOT ADEQUATELY COVERED IN THIS QUESTIONNAIRE, ALTERNATIVELY PROVIDE A NARRATIVE EXPLANATION OF THE SIGHTING.

COVERED WELL

6A. NOW IMAGINE YOU ARE AT THE CENTER OF THE COMPASS ROSE. PLACE AN "A" ON THE COMPASS TO INDICATE THE DIRECTION TO THE PHENOMENON WHEN FIRST SEEN. PLACE A "B" ON THE COMPASS TO INDICATE THE DIRECTION TO THE PHENOMENON WHEN LAST SEEN.

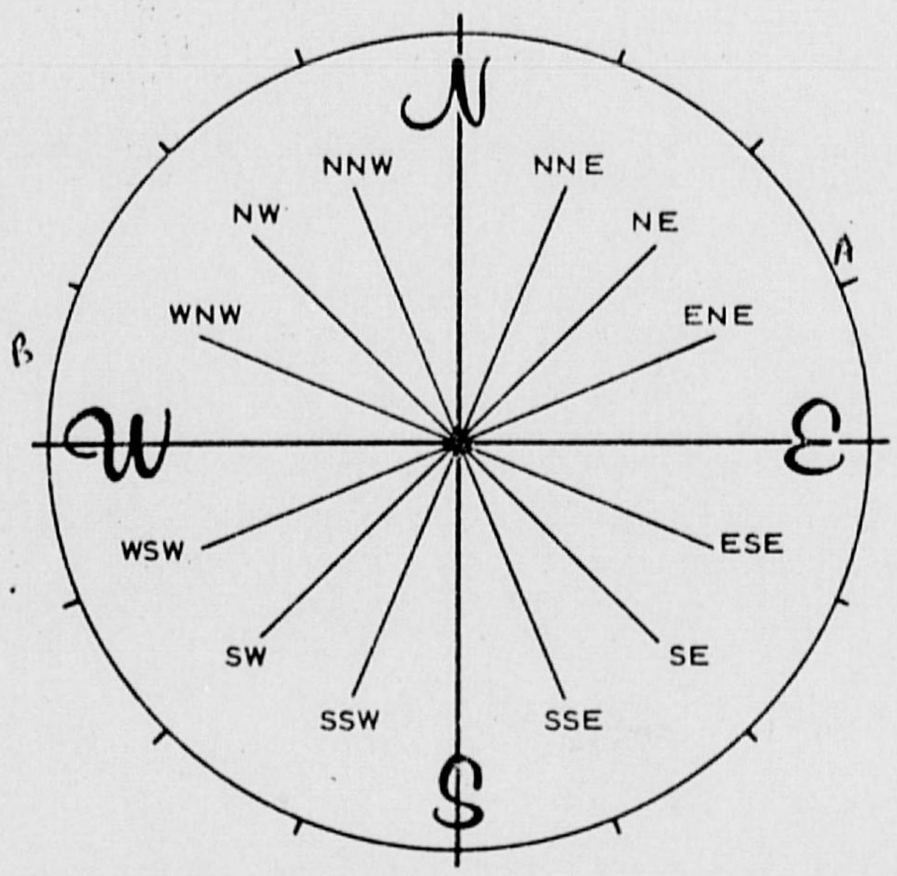

7. IN THE SKETCH BELOW, PLACE AN "A" AT THE POSITION OF THE PHENOMENON WHEN FIRST SEEN, AND A "B" AT THE POSITION OF THE PHENOMENON WHEN LAST SEEN. CONNECT THE "A" AND "B" WITH A LINE TO APPROXIMATE THE MOVEMENT OF THE PHENOMENON BETWEEN "A" AND "B". THAT IS, SCHEMATICALLY SHOW WHETHER THE MOVEMENT APPEARED TO BE STRAIGHT, CURVED OR ZIG-ZAG. REFER TO SMALLER SKETCH AS AN EXAMPLE OF HOW TO COMPLETE THE LARGER SKETCH.



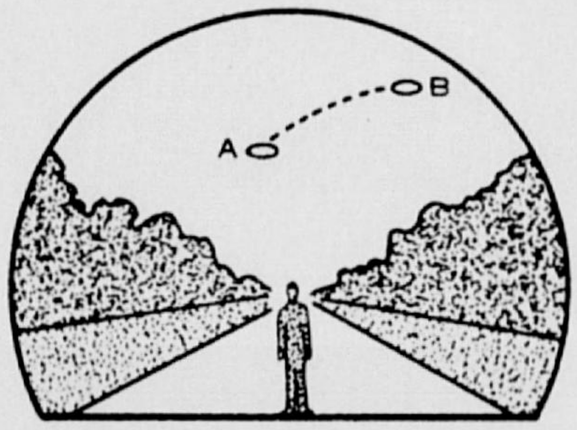

SIGHTING OF UNIDENTIFIED PHENOMENA QUESTIONNAIRE

BUDGET BUREAU APPROVAL NUMBER 21-R258

THIS QUESTIONNAIRE HAS BEEN PREPARED SO THAT YOU CAN GIVE THE U.S. AIR FORCE AS MUCH INFORMATION AS POSSIBLE CONCERNING THE UNIDENTIFIED PHENOMENON THAT YOU HAVE OBSERVED. PLEASE TRY TO ANSWER ALL OF THE QUESTIONS. THE INFORMATION YOU GIVE WILL BE USED FOR RESEARCH PURPOSES YOUR NAME WILL NOT BE USED IN CONNECTION WITH ANY OF YOUR STATEMENTS OR CONCLUSIONS WITHOUT YOUR PERMISSION. RETURN TO AIR FORCE BASE INVESTIGATOR FOR FORWARDING TO FTD (TDETR), WRIGHT-PATTERSON AFB, OHIO 45433, IAW AFR 80-17. *(IF ADDITIONAL SHEETS ARE NEEDED FOR NARRATIVE OR SKETCHES ATTACH SECURELY TO THIS FORM OR ANNOTATE WITH YOUR NAME FOR IDENTIFICATION.)*

1. WHEN DID YOU SEE THE PHENOMENON?

DAY 5 MONTH July YEAR 68

2. WHAT TIME DID YOU FIRST SIGHT THE PHENOMENON?

HOUR 11 MINUTES 15 ☐ A.M. ☒ P.M.

3. WHAT TIME DID YOU LAST SIGHT THE PHENOMENON?

HOUR 11 MINUTES 20 ☐ A.M. ☒ P.M.

4. TIME / ZONE ☒ DAYLIGHT SAVINGS ☐ STANDARD

☐ EASTERN ☐ CENTRAL ☐ MOUNTAIN ☐ PACIFIC ☐ OTHER

5. WHERE WERE YOU WHEN YOU SAW THE PHENOMENON? IF IN CITY, GIVE THE NEAREST STREET ADDRESS AND INDICATE ON A HAND DRAWN MAP WHERE YOU WERE STANDING WITH REFERENCE TO THE ADDRESS. IF IN THE COUNTRY, IDENTIFY THE HIGHWAY YOU WERE ON OR NEAR AND TRY TO FIX A DISTANCE AND DIRECTION FROM SOME RECOGNIZABLE LANDMARK.

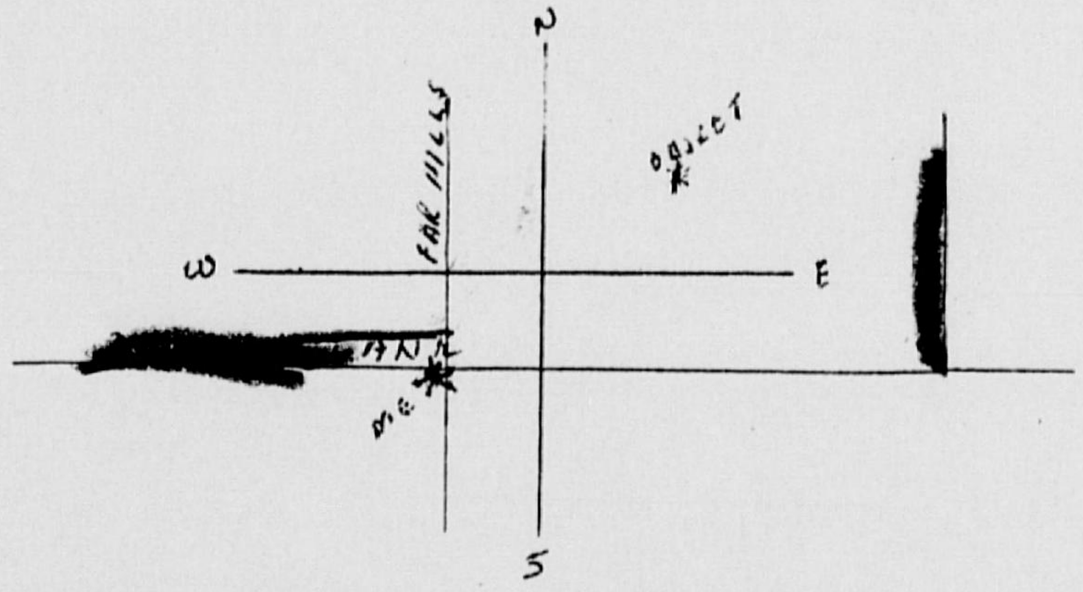

6. IMAGINE YOU ARE AT THE POINT SHOWN IN THE SKETCH, PLACE AN "A" ON THE CURVED LINE TO SHOW HOW HIGH THE PHENOMENON WAS ABOVE THE HORIZON, OR SKYLINE, WHEN FIRST SEEN. PLACE A "B" ON THE SAME CURVED LINE TO SHOW HOW HIGH ABOVE THE HORIZON THE PHENOMENON WAS WHEN LAST SEEN.

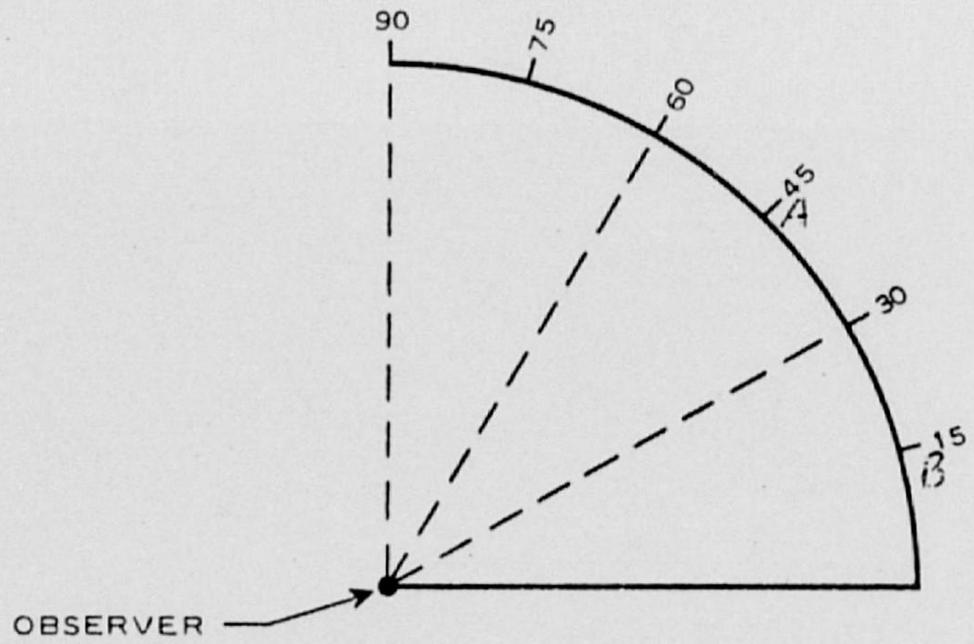

AF FORM AUG 67 117

10. IF THERE WERE MORE THAN ONE PHENOMENON, HOW MANY WERE THERE? DRAW A PICTURE TO SHOW HOW THEY WERE ARRANGED. DID THIS ARRANGEMENT CHANGE DURING THE SIGHTING?

11. CONDITIONS *(Check appropriate blocks.)*

A. SKY		B. WEATHER			
	DAY		CUMULUS CLOUDS *(Low fluffy)*		FOG OR MIST
	TWILIGHT	X	CIRRUS CLOUDS *(High fleecy or Herring-bone)*		HEAVY RAIN
X	NIGHT				LIGHT RAIN OR DRIZZLE
X	CLEAR		NIMBUS CLOUDS *(Rain)*		HAIL
	PARTLY CLOUDY		CUMULONIMBUS CLOUDS *(Thunderstorms)*		SNOW OR SLEET
	COMPLETELY OVERCAST			X	UNKNOWN
			HAZE OR SMOG		NONE OF THE ABOVE

C. IF THE SIGHTING WAS AT TWILIGHT OR NIGHT, WHAT DID YOU NOTICE ABOUT THE STARS AND MOON?

(1) STARS		(2) MOON			
	NONE	X	BRIGHT MOONLIGHT		NO MOONLIGHT
	A FEW		MOON WITH HALO		UNKNOWN
	MANY		MOON HIDDEN BY CLOUDS		
X	UNKNOWN		PARTIAL *(New or quarter)*		

D. IF SIGHTING WAS IN DAYLIGHT, WAS THE SUN VISIBLE? ☐ YES ☐ NO. IF "YES," WHERE WAS THE SUN AS YOU FACED THE PHENOMENON?

	IN FRONT OF YOU		TO YOUR RIGHT		OVERHEAD *(Near noon)*
	IN BACK OF YOU		TO YOUR LEFT		UNKNOWN

E. SPECIFY THE MAJOR SOURCE OF ILLUMINATION PRESENT DURING THE SIGHTING, SUCH AS THE SUN, HEADLIGHTS OR STREET LAMP, ETC. FOR TERRESTRIAL ILLUMINATION, SPECIFY DISTANCE TO LIGHT SOURCE.

STREET LAMP

12. GIVE A BRIEF DESCRIPTION OF THE PHENOMENON, INDICATING WHETHER IT APPEARED DARK OR LIGHT, WHETHER IT REFLECTED LIGHT OR WAS SELF-LUMINOUS AND WHAT COLORS YOU NOTICED. DESCRIBE YOUR IMPRESSION OF WHETHER IT WAS SOLID OR TRANSPARENT, WHETHER EDGES WERE SHARP OR FUZZY. DESCRIBE THE SHAPE OR INDICATE IF IT APPEARED AS A POINT OF LIGHT. INDICATE COMPARISONS WITH OTHER OBSERVED OBJECTS, LIKE STARS, A LIGHT OR OTHER OBJECT IN YOUR FIELD OF VIEW.

It was light like a large group of theatre lights
fairly sharp edges fairly oval shape

8. WHERE WERE YOU WHEN YOU SAW THE PHENOMENON? *(Check appropriate blocks.)*

	OUTDOORS	X	IN BUSINESS SECTION OF CITY
	IN BUILDING	X	IN RESIDENTIAL SECTION OF CITY
X	IN CAR ☐ AS DRIVER ☒ AS PASSENGER		IN OPEN COUNTRYSIDE
	IN BOAT		NEAR AIRFIELD
	IN AIRPLANE ☐ AS PILOT ☐ AS PASSENGER		FLYING OVER CITY
	OTHER		FLYING OVER OPEN COUNTRY
			OTHER

A. IF YOU WERE IN A VEHICLE, COMPLETE THE FOLLOWING:

WHAT DIRECTION WERE YOU MOVING?

	NORTH	X	EAST
	SOUTH		WEST
	NORTHEAST		SOUTHEAST
	NORTHWEST		SOUTHWEST

HOW FAST WERE YOU MOVING?

STOPPED

DID YOU STOP ANYTIME WHILE OBSERVING THE PHENOMENON?

☒ YES ☐ NO

EXPLAIN WHETHER SUCH MOVEMENT AFFECTS YOUR SKETCHES IN ITEMS 5 AND 6.

NO

DESCRIBE TYPE OF VEHICLE YOU WERE IN AND TYPE OF ROAD, TERRAIN OR BODY OF WATER YOU TRAVERSED DURING THE SIGHTING. STATE WHETHER WINDOWS OR CONVERTIBLE TOP WERE UP OR DOWN.

1966 PONTIAC CONV TOP UP WINDOWS OPEN CITY STREET

HOW MUCH OTHER TRAFFIC WAS THERE?

NOT MUCH

DID YOU NOTICE ANY AIRPLANES? ☐ YES ☒ NO. IF "YES," DESCRIBE WHEN THEY WERE IN SIGHT RELATIVE TO THE TIME OF SIGHTING THE PHENOMENON AND WHERE THEY WERE IN THE SKY RELATIVE TO THE POSITION OF THE PHENOMENON.

9. HOW LONG WAS THE PHENOMENON IN SIGHT?

LENGTH OF TIME

5 MIN.

	CERTAIN OF TIME		NOT VERY SURE
X	FAIRLY CERTAIN		JUST A GUESS

HOW WAS TIME DETERMINED?

WAS THE PHENOMENON IN SIGHT CONTINUOUSLY? ☒ YES ☐ NO. IF "NO," INDICATE WHETHER THIS IS DUE TO YOUR MOVEMENT OR THE BEHAVIOR OF THE PHENOMENON, AND DESCRIBE SUCH MOVEMENT OR BEHAVIOR. INDICATE DISAPPEARANCES ON PREVIOUS SKETCHES.

15. DRAW A PICTURE THAT WILL SHOW THE SHAPE OF THE PHENOMENON. INCLUDE AND LABEL ANY DETAILS THAT MIGHT HAVE APPEARED AS WINGS OR PROTRUSIONS, AND INDICATE EXHAUST OR VAPOR TRAILS. INDICATE BY AN ARROW THE DIRECTION THE PHENOMENON WAS MOVING.

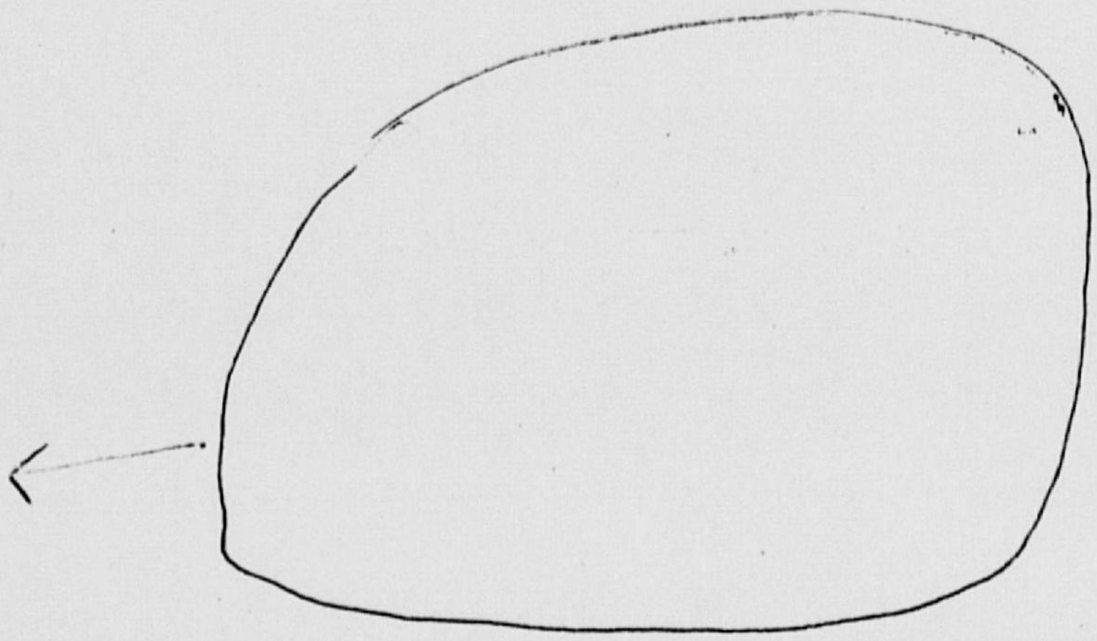

16. WHAT WAS THE ANGULAR SIZE? HOLD A MATCH AT ARM'S LENGTH IN FRONT OF A KNOWN OBJECT, SUCH AS A STREET LAMP OR THE MOON. NOTE HOW MUCH OF THE OBJECT IS COVERED BY THE HEAD OF THE MATCH. NOW IF YOU HAD BEEN ABLE TO PERFORM THIS EXPERIMENT AT THE TIME OF THE SIGHTING, ESTIMATE WHAT FRACTION OF THE PHENOMENON WOULD HAVE BEEN COVERED BY THE MATCH HEAD.

DONT KNOW

13. DID THE PHENOMENON	YES	NO	UNKNOWN
MOVE IN A STRAIGHT LINE?	X		
STAND STILL AT ANYTIME?	X		
SUDDENLY SPEED UP AND RUN AWAY?		X	
BREAK UP IN PARTS AND EXPLODE?		X	
CHANGE COLOR?		X	
GIVE OFF SMOKE?		X	
CHANGE BRIGHTNESS?		X	
CHANGE SHAPE?		X	
FLASH OR FLICKER?	X		
DISAPPEAR AND REAPPEAR?		X	
SPIN LIKE A TOP?		X	
MAKE A NOISE?		X	
FLUTTER OR WOBBLE?		X	

14. WHAT DREW YOUR ATTENTION TO THE PHENOMENON?

for looking up at a traffic light

A. HOW DID IT FINALLY DISAPPEAR?

out of sight behind trees

B. DID THE PHENOMENON MOVE BEHIND OR IN FRONT OF SOMETHING, LIKE A CLOUD, TREE, OR BUILDING AT ANY TIME?

[X] YES [ ] NO. IF "YES," DESCRIBE.

it went so far out of sight that it went behind the trees

22. HAVE YOU EVER SEEN THIS OR A SIMILAR PHENOMENON BEFORE? ☐ YES ☒ NO. IF "YES," GIVE DATE AND LOCATION.

23. WAS ANYONE WITH YOU AT THE TIME YOU SAW THE PHENOMENON? ☒ YES ☐ NO. IF "YES," DID THEY SEE IT TOO? ☐ YES ☐ NO.

A. LIST THEIR NAMES AND ADDRESSES.

Mrs [redacted] Maytown Ky.

24. GIVE THE FOLLOWING INFORMATION ABOUT YOURSELF

LAST NAME, FIRST NAME, MIDDLE NAME

[redacted]

ADDRESS (Street, City, State and ZIP Code)

[redacted] Dayton 20 Ohio 45420

TELEPHONE (Area Code and Number) [redacted]

AGE		MALE		FEMALE
27	X			

INDICATE ADDITIONAL INFORMATION INCLUDING OCCUPATION AND ANY EXPERIENCE WHICH MAY BE PERTINENT.

(W) PAFB

25. WHEN AND TO WHOM DID YOU REPORT THAT YOU HAD SIGHTED THIS PHENOMENON?

NAME _____ DAY _____ MONTH _____ YEAR _____

26. DATE YOU COMPLETED THIS QUESTIONNAIRE.

DAY 15 MONTH July YEAR 68

17. DID YOU OBSERVE THE PHENOMENON THROUGH ANY OF THE FOLLOWING? INCLUDE INFORMATION ON MODEL, TYPE, FILTER, LENS PRESCRIPTION OR OTHER APPLICABLE DATA.

	EYEGLASSES		CAMERA VIEWER
	SUNGLASSES		BINOCULARS
X	WINDSHIELD		TELESCOPE
	SIDE WINDOW OF VEHICLE		THEODOLITE
	WINDOWPANE		OTHER

A. DO YOU ORDINARILY WEAR GLASSES? ☐ YES ☒ NO

B. DO YOU USE READING GLASSES? ☐ YES ☒ NO

18. WHAT WAS YOUR IMPRESSION OF THE SPEED OF THE PHENOMENON? GIVE ESTIMATE OF SPEED Looks about.

19. WHAT WAS YOUR IMPRESSION OF THE DISTANCE OF THE PHENOMENON? GIVE ESTIMATE OF DISTANCE 2000 FT

20. IN ORDER THAT WE MAY OBTAIN AS CLEAR A PICTURE AS POSSIBLE OF WHAT YOU SAW, DESCRIBE IN YOUR OWN WORDS A COMMON OBJECT OR OBJECTS WHICH, WHEN PLACED IN THE SKY, SIMILAR TO WHERE YOU NOTED THE PHENOMENON, WOULD BEAR SOME RESEMBLANCE TO WHAT YOU SAW. DESCRIBE SIMILARITIES AND DIFFERENCES BETWEEN THE COMMON OBJECT AND WHAT YOU SAW.

a large group of theatre lights

21. DID YOU NOTICE ANY ODOR, NOISE, OR HEAT EMANATING FROM THE PHENOMENON OR ANY EFFECT ON YOURSELF, ANIMALS OR MACHINERY IN THE VICINITY? ☐ YES ☒ NO. IF "YES," DESCRIBE.

A. DID THE PHENOMENON DISTURB THE GROUND OR LEAVE ANY PHYSICAL EVIDENCE. ☐ YES ☒ NO. IF "YES," DESCRIBE.

5 Jul 68

DEPARTMENT OF THE AIR FORCE
HEADQUARTERS FOREIGN TECHNOLOGY DIVISION (AFSC)
WRIGHT-PATTERSON AIR FORCE BASE, OHIO 45433

JUL 10 1968

REPLY TO ATTN OF: TDPT (UFO)

SUBJECT: UFO Observation, 5 July 1968

TO: [redacted]
[redacted], Ohio 45431

Your name has been given to the Aerial Phenomena Office (Project Blue Book) as being a witness to an unidentified flying object. If you were a witness to an UFO sighting on 5 July would you please complete the attached AF Form 117 and return it in the envelope provided. If you were not a witness to this sighting, would you please make a statement to this effect on the attached form. The information which you provide will be used in evaluating this observation. Thank you for your assistance in this matter.

HECTOR QUINTANILLA, Jr, Lt Colonel, USAF
Chief, Aerial Phenomena Office
Aerospace Technologies Division
Production Directorate

1 Atch
AF Form 117 w/envelope

6A. NOW IMAGINE YOU ARE AT THE CENTER OF THE COMPASS ROSE. PLACE AN "A" ON THE COMPASS TO INDICATE THE DIRECTION TO THE PHENOMENON WHEN FIRST SEEN. PLACE A "B" ON THE COMPASS TO INDICATE THE DIRECTION TO THE PHENOMENON WHEN LAST SEEN.

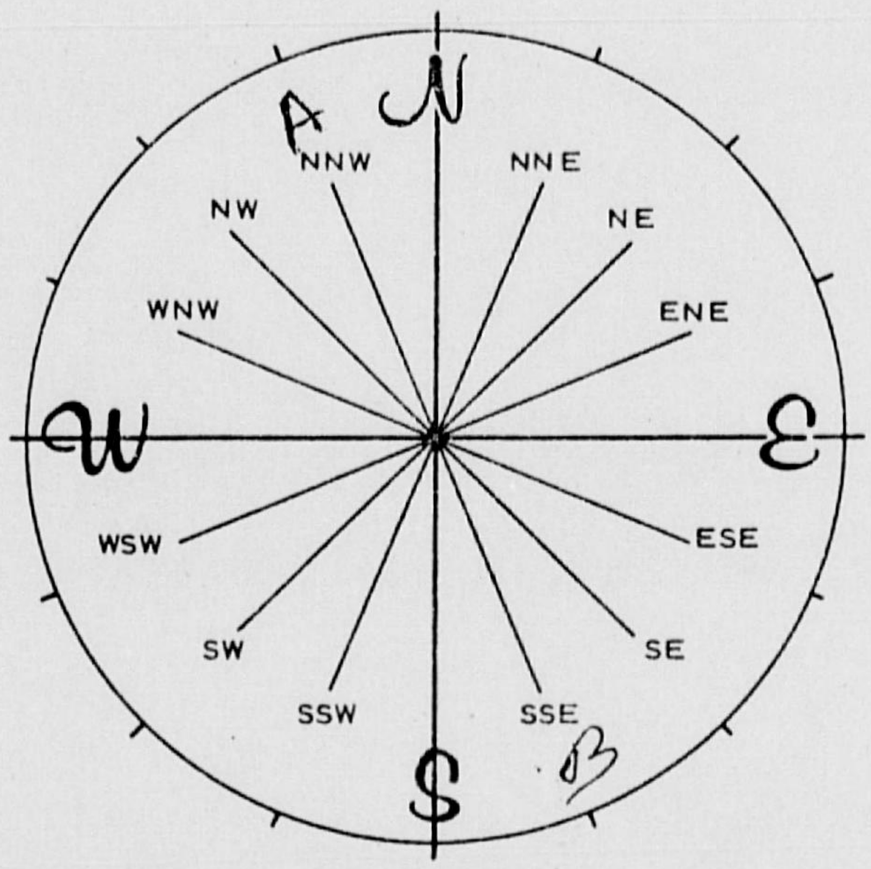

7. IN THE SKETCH BELOW, PLACE AN "A" AT THE POSITION OF THE PHENOMENON WHEN FIRST SEEN, AND A "B" AT THE POSITION OF THE PHENOMENON WHEN LAST SEEN. CONNECT THE "A" AND "B" WITH A LINE TO APPROXIMATE THE MOVEMENT OF THE PHENOMENON BETWEEN "A" AND "B". THAT IS, SCHEMATICALLY SHOW WHETHER THE MOVEMENT APPEARED TO BE STRAIGHT, CURVED OR ZIG-ZAG. REFER TO SMALLER SKETCH AS AN EXAMPLE OF HOW TO COMPLETE THE LARGER SKETCH.

~~coming~~ coming toward me pass over me and went away from me

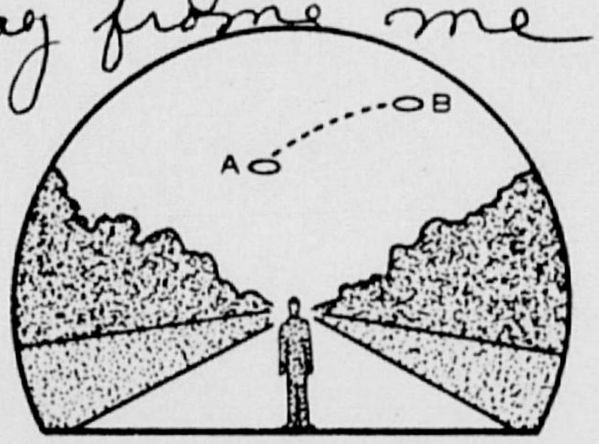



AFR 80-17(C1)

SIGHTING OF UNIDENTIFIED PHENOMENA QUESTIONNAIRE

BUDGET BUREAU APPROVAL NUMBER 21-R258

THIS QUESTIONNAIRE HAS BEEN PREPARED SO THAT YOU CAN GIVE THE U.S. AIR FORCE AS MUCH INFORMATION AS POSSIBLE CONCERNING THE UNIDENTIFIED PHENOMENON THAT YOU HAVE OBSERVED. PLEASE TRY TO ANSWER ALL OF THE QUESTIONS. THE INFORMATION YOU GIVE WILL BE USED FOR RESEARCH PURPOSES YOUR NAME WILL NOT BE USED IN CONNECTION WITH ANY OF YOUR STATEMENTS OR CONCLUSIONS WITHOUT YOUR PERMISSION. RETURN TO AIR FORCE BASE INVESTIGATOR FOR FORWARDING TO FTD (TDETR), WRIGHT-PATTERSON AFB, OHIO 45433, IAW AFR 80-17. *(IF ADDITIONAL SHEETS ARE NEEDED FOR NARRATIVE OR SKETCHES ATTACH SECURELY TO THIS FORM OR ANNOTATE WITH YOUR NAME FOR IDENTIFICATION.)*

1. WHEN DID YOU SEE THE PHENOMENON?
DAY 5 MONTH July YEAR 68

2. WHAT TIME DID YOU FIRST SIGHT THE PHENOMENON?
HOUR 11th MINUTES 45 [ ] A.M. [X] ~~P~~.M.

3. WHAT TIME DID YOU LAST SIGHT THE PHENOMENON?
HOUR 11 MINUTES 48 [ ] A.M. [X] ~~P~~.M.

4. TIME / ZONE [X] DAYLIGHT SAVINGS [ ] STANDARD
[X] EASTERN [ ] CENTRAL [ ] MOUNTAIN [ ] PACIFIC [ ] OTHER

5. WHERE WERE YOU WHEN YOU SAW THE PHENOMENON? IF IN CITY, GIVE THE NEAREST STREET ADDRESS AND INDICATE ON A HAND DRAWN MAP WHERE YOU WERE STANDING WITH REFERENCE TO THE ADDRESS. IF IN THE COUNTRY, IDENTIFY THE HIGHWAY YOU WERE ON OR NEAR AND TRY TO FIX A DISTANCE AND DIRECTION FROM SOME RECOGNIZABLE LANDMARK.

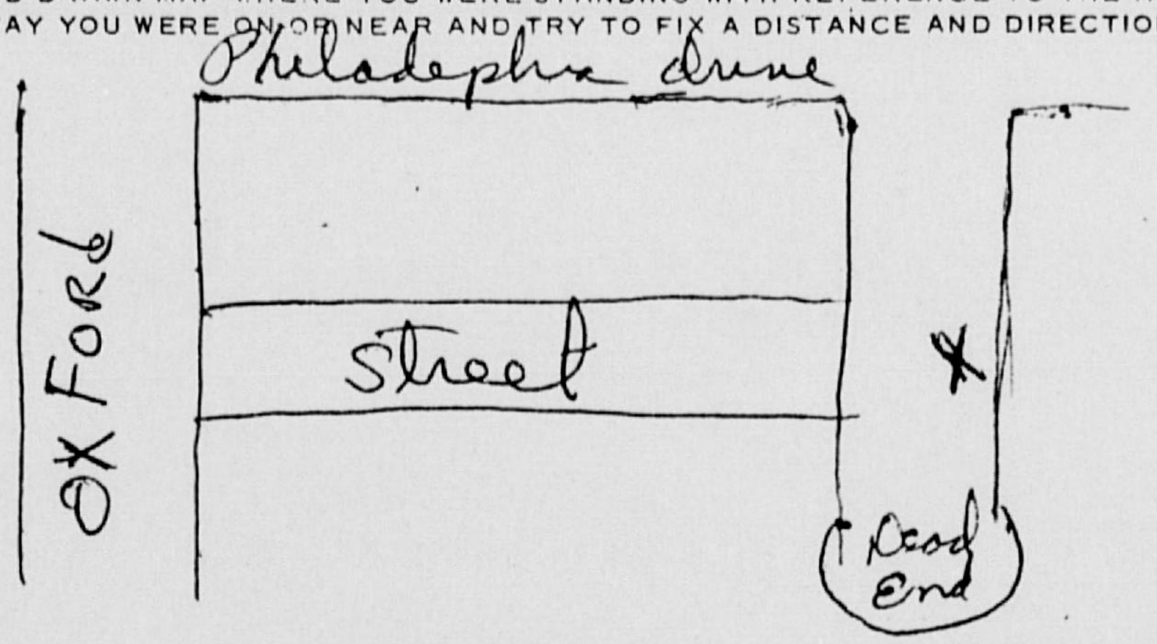

6. IMAGINE YOU ARE AT THE POINT SHOWN IN THE SKETCH, PLACE AN "A" ON THE CURVED LINE TO SHOW HOW HIGH THE PHENOMENON WAS ABOVE THE HORIZON, OR SKYLINE, WHEN FIRST SEEN. PLACE A "B" ON THE SAME CURVED LINE TO SHOW HOW HIGH ABOVE THE HORIZON THE PHENOMENON WAS WHEN LAST SEEN.

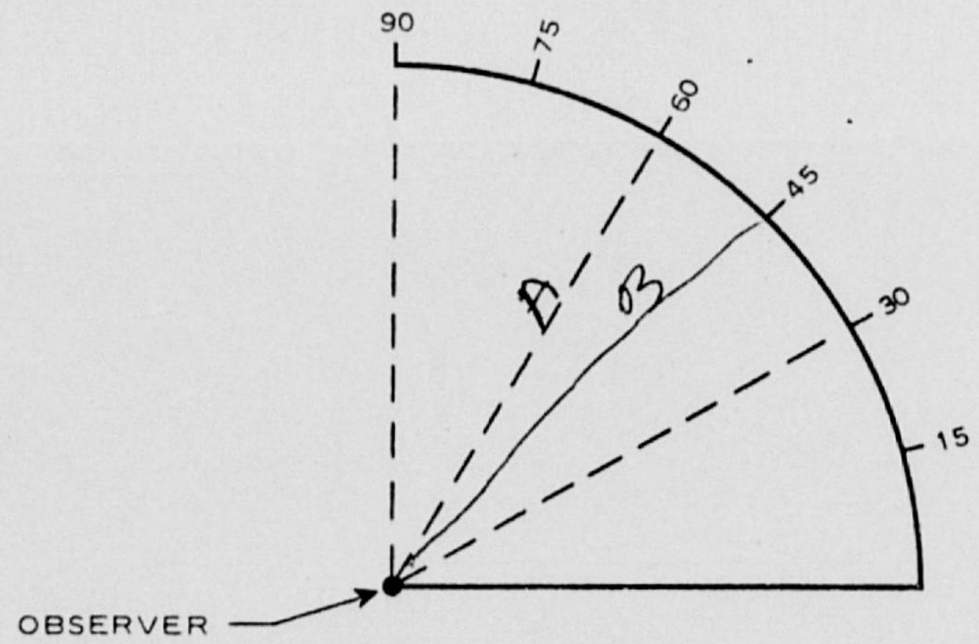

AF FORM AUG 67 117

10. IF THERE WERE MORE THAN ONE PHENOMENON, HOW MANY WERE THERE? DRAW A PICTURE TO SHOW HOW THEY WERE ARRANGED. DID THIS ARRANGEMENT CHANGE DURING THE SIGHTING?

NO

11. CONDITIONS *(Check appropriate blocks.)*

A. SKY		B. NO Clouds WEATHER			
	DAY		CUMULUS CLOUDS *(Low fluffy)*		FOG OR MIST
	TWILIGHT		CIRRUS CLOUDS *(High fleecy or Herring-bone)*		HEAVY RAIN
	NIGHT				LIGHT RAIN OR DRIZZLE
X	CLEAR		NIMBUS CLOUDS *(Rain)*		HAIL
	PARTLY CLOUDY		CUMULONIMBUS CLOUDS *(Thunderstorms)*		SNOW OR SLEET
	COMPLETELY OVERCAST				UNKNOWN
			HAZE OR SMOG	X	NONE OF THE ABOVE

C. IF THE SIGHTING WAS AT TWILIGHT OR NIGHT, WHAT DID YOU NOTICE ABOUT THE STARS AND MOON?

(1) STARS		(2) MOON			
	NONE		BRIGHT MOONLIGHT		NO MOONLIGHT
	A FEW		MOON WITH HALO		UNKNOWN
X	MANY		MOON HIDDEN BY CLOUDS		
	UNKNOWN	X	PARTIAL *(New or quarter)*		

D. IF SIGHTING WAS IN DAYLIGHT, WAS THE SUN VISIBLE? ☐ YES ☐ NO. IF "YES," WHERE WAS THE SUN AS YOU FACED THE PHENOMENON?

	IN FRONT OF YOU		TO YOUR RIGHT		OVERHEAD *(Near noon)*
	IN BACK OF YOU		TO YOUR LEFT		UNKNOWN

E. SPECIFY THE MAJOR SOURCE OF ILLUMINATION PRESENT DURING THE SIGHTING, SUCH AS THE SUN, HEADLIGHTS OR STREET LAMP, ETC. FOR TERRESTRIAL ILLUMINATION, SPECIFY DISTANCE TO LIGHT SOURCE.

1 street light

12. GIVE A BRIEF DESCRIPTION OF THE PHENOMENON, INDICATING WHETHER IT APPEARED DARK OR LIGHT, WHETHER IT REFLECTED LIGHT OR WAS SELF-LUMINOUS AND WHAT COLORS YOU NOTICED. DESCRIBE YOUR IMPRESSION OF WHETHER IT WAS SOLID OR TRANSPARENT, WHETHER EDGES WERE SHARP OR FUZZY. DESCRIBE THE SHAPE OR INDICATE IF IT APPEARED AS A POINT OF LIGHT. INDICATE COMPARISONS WITH OTHER OBSERVED OBJECTS, LIKE STARS, A LIGHT OR OTHER OBJECT IN YOUR FIELD OF VIEW.

It was round and move in a circular motion and had white light around the entire thing

8. WHERE WERE YOU WHEN YOU SAW THE PHENOMENON? *(Check appropriate blocks.)*

	OUTDOORS		IN BUSINESS SECTION OF CITY
	IN BUILDING	X	IN RESIDENTIAL SECTION OF CITY
	IN CAR ☒ AS DRIVER ☐ AS PASSENGER		IN OPEN COUNTRYSIDE
	IN BOAT		NEAR AIRFIELD
	IN AIRPLANE ☐ AS PILOT ☐ AS PASSENGER		FLYING OVER CITY
	OTHER I stop the car		FLYING OVER OPEN COUNTRY
			OTHER

A. IF YOU WERE IN A VEHICLE, COMPLETE THE FOLLOWING:

	WHAT DIRECTION WERE YOU MOVING?		
	NORTH		EAST
	SOUTH	X	WEST
	NORTHEAST		SOUTHEAST
	NORTHWEST		SOUTHWEST

HOW FAST WERE YOU MOVING?
15 mph

DID YOU STOP ANYTIME WHILE OBSERVING THE PHENOMENON?
☒ YES ☐ NO

EXPLAIN WHETHER SUCH MOVEMENT AFFECTS YOUR SKETCHES IN ITEMS 5 AND 6.
NO

DESCRIBE TYPE OF VEHICLE YOU WERE IN AND TYPE OF ROAD, TERRAIN OR BODY OF WATER YOU TRAVERSED DURING THE SIGHTING. STATE WHETHER WINDOWS OR CONVERTIBLE TOP WERE UP OR DOWN.
4 door hardtop corvair window down

HOW MUCH OTHER TRAFFIC WAS THERE?
None

DID YOU NOTICE ANY AIRPLANES? ☐ YES ☒ NO. IF "YES," DESCRIBE WHEN THEY WERE IN SIGHT RELATIVE TO THE TIME OF SIGHTING THE PHENOMENON AND WHERE THEY WERE IN THE SKY RELATIVE TO THE POSITION OF THE PHENOMENON.

9. HOW LONG WAS THE PHENOMENON IN SIGHT?

LENGTH OF TIME				
2-3 min	X	CERTAIN OF TIME		NOT VERY SURE
		FAIRLY CERTAIN		JUST A GUESS

HOW WAS TIME DETERMINED?

WAS THE PHENOMENON IN SIGHT CONTINUOUSLY? ☒ YES ☐ NO. IF "NO," INDICATE WHETHER THIS IS DUE TO YOUR MOVEMENT OR THE BEHAVIOR OF THE PHENOMENON, AND DESCRIBE SUCH MOVEMENT OR BEHAVIOR. INDICATE DISAPPEARANCES ON PREVIOUS SKETCHES.

15. DRAW A PICTURE THAT WILL SHOW THE SHAPE OF THE PHENOMENON. INCLUDE AND LABEL ANY DETAILS THAT MIGHT HAVE APPEARED AS WINGS OR PROTRUSIONS, AND INDICATE EXHAUST OR VAPOR TRAILS. INDICATE BY AN ARROW THE DIRECTION THE PHENOMENON WAS MOVING.

could not see the top

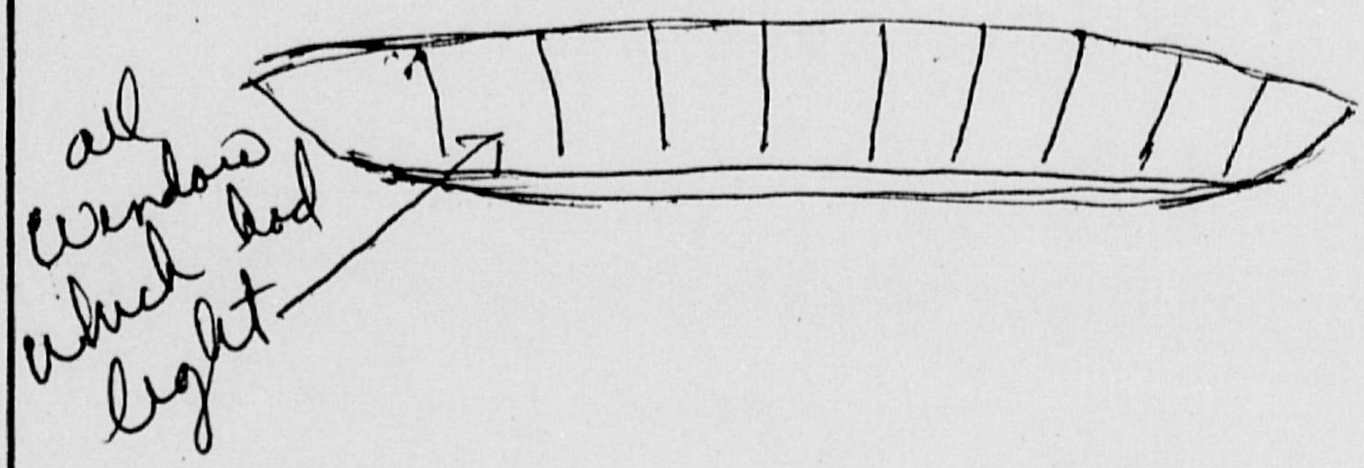

16. WHAT WAS THE ANGULAR SIZE? HOLD A MATCH AT ARM'S LENGTH IN FRONT OF A KNOWN OBJECT, SUCH AS A STREET LAMP OR THE MOON. NOTE HOW MUCH OF THE OBJECT IS COVERED BY THE HEAD OF THE MATCH. NOW IF YOU HAD BEEN ABLE TO PERFORM THIS EXPERIMENT AT THE TIME OF THE SIGHTING, ESTIMATE WHAT FRACTION OF THE PHENOMENON WOULD HAVE BEEN COVERED BY THE MATCH HEAD.

hard to say.

13. DID THE PHENOMENON	YES	NO	UNKNOWN
MOVE IN A STRAIGHT LINE?	X		
STAND STILL AT ANYTIME?		X	
SUDDENLY SPEED UP AND RUN AWAY?		X	
BREAK UP IN PARTS AND EXPLODE?		X	
CHANGE COLOR?		X	
GIVE OFF SMOKE?			X
CHANGE BRIGHTNESS?		X	
CHANGE SHAPE?		X	
FLASH OR FLICKER?		X	
DISAPPEAR AND REAPPEAR?		X	
SPIN LIKE A TOP?	X		
MAKE A NOISE?			X
FLUTTER OR WOBBLE?			X

14. WHAT DREW YOUR ATTENTION TO THE PHENOMENON?

The many lights it had on it and going around.

A. HOW DID IT FINALLY DISAPPEAR?

~~I took~~ I watch it till it went out of sight over the tree top on the Horizon

B. DID THE PHENOMENON MOVE BEHIND OR IN FRONT OF SOMETHING, LIKE A CLOUD, TREE, OR BUILDING AT ANY TIME?
☐ YES ☒ NO. IF "YES," DESCRIBE.

22. HAVE YOU EVER SEEN THIS OR A SIMILAR PHENOMENON BEFORE? ☐ YES ☒ NO. IF "YES," GIVE DATE AND LOCATION.

23. WAS ANYONE WITH YOU AT THE TIME YOU SAW THE PHENOMENON? ☒ YES ☐ NO. IF "YES," DID THEY SEE IT TOO? ☒ YES ☐ NO.

A. LIST THEIR NAMES AND ADDRESSES Don't Know could find out; but 2 people where I work saw it too when I told them.

24. GIVE THE FOLLOWING INFORMATION ABOUT YOURSELF

LAST NAME, FIRST NAME, MIDDLE NAME: [redacted]

ADDRESS (Street, City, State and Zip Code) [redacted] Ohio 45417 Dayton

TEL. [redacted]	AGE 31	☒ MALE	☐ FEMALE

INDICATE ADDITIONAL INFORMATION INCLUDING OCCUPATION AND ANY EXPERIENCE WHICH MAY BE PERTINENT.

like I said 2 people at the place I work saw it the same night when we talk about it.

I am a inspector at Globe Ind [redacted] Dayton Ohio

25. WHEN AND TO WHOM DID YOU REPORT THAT YOU HAD SIGHTED THIS PHENOMENON?

NAME _____ DAY 9 MONTH 7 YEAR 68

26. DATE YOU COMPLETED THIS QUESTIONNAIRE.

DAY 12 MONTH 7 YEAR 68

17. DID YOU OBSERVE THE PHENOMENON THROUGH ANY OF THE FOLLOWING? INCLUDE INFORMATION ON MODEL, TYPE, FILTER, LENS PRESCRIPTION OR OTHER APPLICABLE DATA.

	EYEGLASSES		CAMERA VIEWER
	SUNGLASSES		BINOCULARS
X	WINDSHIELD		TELESCOPE
	SIDE WINDOW OF VEHICLE		THEODOLITE
	WINDOWPANE		OTHER

A. DO YOU ORDINARILY WEAR GLASSES? ☐ YES ☒ NO

B. DO YOU USE READING GLASSES? ☐ YES ☒ NO

18. WHAT WAS YOUR IMPRESSION OF THE SPEED OF THE PHENOMENON? GIVE ESTIMATE OF SPEED 20 mph

19. WHAT WAS YOUR IMPRESSION OF THE DISTANCE OF THE PHENOMENON? GIVE ESTIMATE OF DISTANCE ½ mile from me about

20. IN ORDER THAT WE MAY OBTAIN AS CLEAR A PICTURE AS POSSIBLE OF WHAT YOU SAW, DESCRIBE IN YOUR OWN WORDS A COMMON OBJECT OR OBJECTS WHICH, WHEN PLACED IN THE SKY, SIMILAR TO WHERE YOU NOTED THE PHENOMENON, WOULD BEAR SOME RESEMBLANCE TO WHAT YOU SAW. DESCRIBE SIMILARITIES AND DIFFERENCES BETWEEN THE COMMON OBJECT AND WHAT YOU SAW.

nothing at all

21. DID YOU NOTICE ANY ODOR, NOISE, OR HEAT EMANATING FROM THE PHENOMENON OR ANY EFFECT ON YOURSELF, ANIMALS OR MACHINERY IN THE VICINITY? ☐ YES ☒ NO. IF "YES," DESCRIBE.

A. DID THE PHENOMENON DISTURB THE GROUND OR LEAVE ANY PHYSICAL EVIDENCE. ☐ YES ☒ NO. IF "YES," DESCRIBE.

27. INFORMATION WHICH YOU FEEL IS PERTINENT BUT WHICH IS NOT ADEQUATELY COVERED IN THIS QUESTIONNAIRE, ALTERNATIVELY PROVIDE A NARRATIVE EXPLANATION OF THE SIGHTING.

The many light it had which were white and going around.

8A. NOW IMAGINE YOU ARE AT THE CENTER OF THE COMPASS ROSE. PLACE AN "A" ON THE COMPASS TO INDICATE THE DIRECTION TO THE PHENOMENON WHEN FIRST SEEN. PLACE A "B" ON THE COMPASS TO INDICATE THE DIRECTION TO THE PHENOMENON WHEN LAST SEEN.

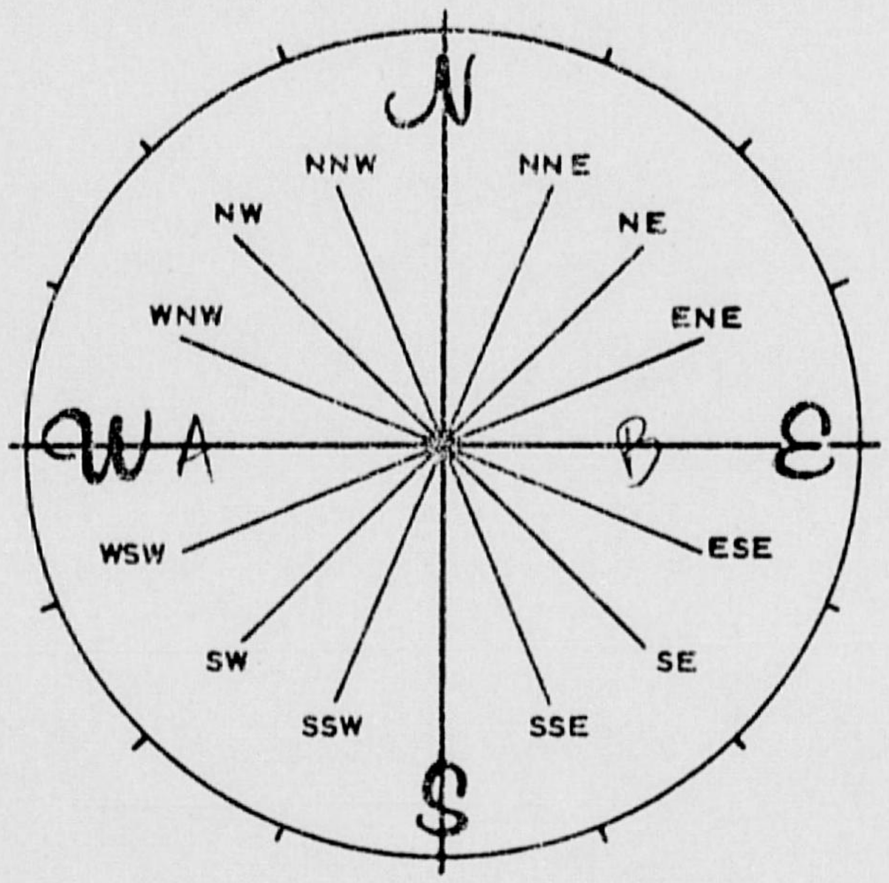

7. IN THE SKETCH BELOW, PLACE AN "A" AT THE POSITION OF THE PHENOMENON WHEN FIRST SEEN, AND A "B" AT THE POSITION OF THE PHENOMENON WHEN LAST SEEN. CONNECT THE "A" AND "B" WITH A LINE TO APPROXIMATE THE MOVEMENT OF THE PHENOMENON BETWEEN "A" AND "B". THAT IS, SCHEMATICALLY SHOW WHETHER THE MOVEMENT APPEARED TO BE STRAIGHT, CURVED OR ZIG-ZAG. REFER TO SMALLER SKETCH AS AN EXAMPLE OF HOW TO COMPLETE THE LARGER SKETCH.



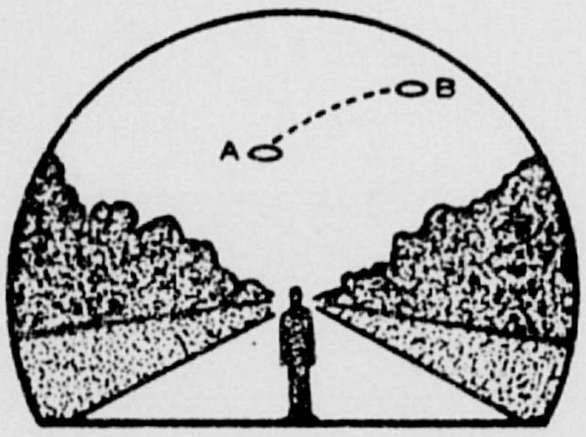

SIGHTING OF UNIDENTIFIED PHENOMENA QUESTIONNAIRE

BUDGET BUREAU APPROVAL NUMBER 21-R258

THIS QUESTIONNAIRE HAS BEEN PREPARED SO THAT YOU CAN GIVE THE U.S. AIR FORCE AS MUCH INFORMATION AS POSSIBLE CONCERNING THE UNIDENTIFIED PHENOMENON THAT YOU HAVE OBSERVED. PLEASE TRY TO ANSWER ALL OF THE QUESTIONS. THE INFORMATION YOU GIVE WILL BE USED FOR RESEARCH PURPOSES. YOUR NAME WILL NOT BE USED IN CONNECTION WITH ANY OF YOUR STATEMENTS OR CONCLUSIONS WITHOUT YOUR PERMISSION. RETURN TO AIR FORCE BASE INVESTIGATOR FOR FORWARDING TO FTD (TDETR), WRIGHT-PATTERSON AFB, OHIO 45433, IAW AFR 80-17. *(IF ADDITIONAL SHEETS ARE NEEDED FOR NARRATIVE OR SKETCHES ATTACH SECURELY TO THIS FORM OR ANNOTATE WITH YOUR NAME FOR IDENTIFICATION.)*

1. WHEN DID YOU SEE THE PHENOMENON?
DAY 5 July MONTH July YEAR 68

2. WHAT TIME DID YOU FIRST SIGHT THE PHENOMENON?
HOUR 1145 MINUTES _____ ☐ A.M. ☑ P.M.

3. WHAT TIME DID YOU LAST SIGHT THE PHENOMENON?
HOUR 1147 MINUTES _____ ☐ A.M. ☑ P.M.

4. TIME / ZONE ☐ DAYLIGHT SAVINGS ☐ STANDARD
☐ EASTERN ☐ CENTRAL ☐ MOUNTAIN ☐ PACIFIC ☐ OTHER

5. WHERE WERE YOU WHEN YOU SAW THE PHENOMENON? IF IN CITY, GIVE THE NEAREST STREET ADDRESS AND INDICATE ON A HAND DRAWN MAP WHERE YOU WERE STANDING WITH REFERENCE TO THE ADDRESS. IF IN THE COUNTRY, IDENTIFY THE HIGHWAY YOU WERE ON OR NEAR AND TRY TO FIX A DISTANCE AND DIRECTION FROM SOME RECOGNIZABLE LANDMARK.

6. IMAGINE YOU ARE AT THE POINT SHOWN IN THE SKETCH, PLACE AN "A" ON THE CURVED LINE TO SHOW HOW HIGH THE PHENOMENON WAS ABOVE THE HORIZON, OR SKYLINE. WHEN FIRST SEEN. PLACE A "B" ON THE SAME CURVED LINE TO SHOW HOW HIGH ABOVE THE HORIZON THE PHENOMENON WAS WHEN LAST SEEN.

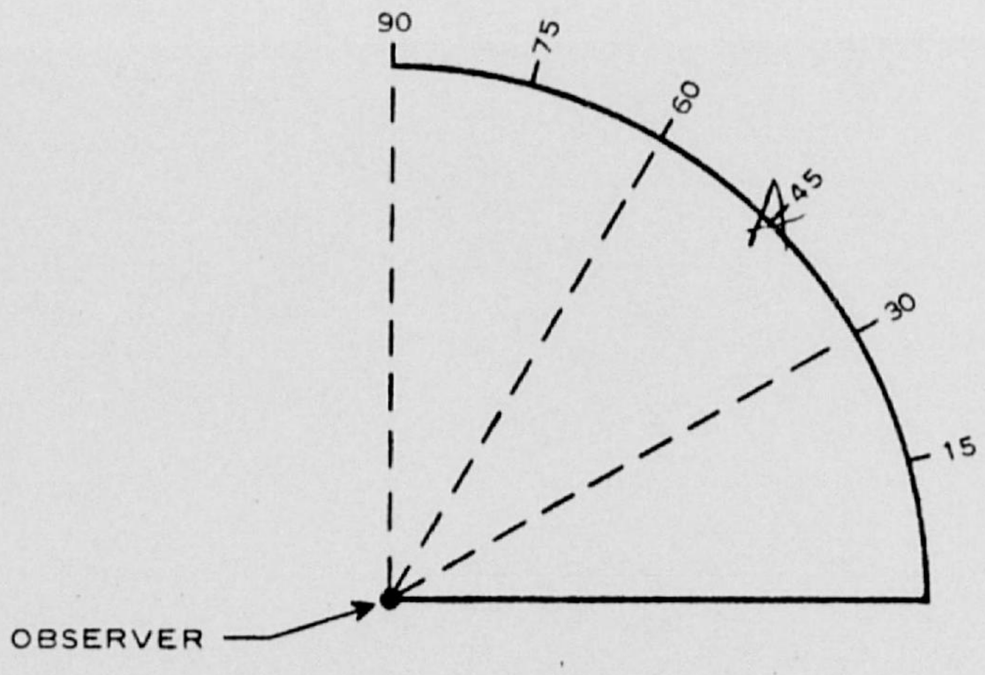

AF FORM AUG 67 117

10. IF THERE WERE MORE THAN ONE PHENOMENON, HOW MANY WERE THERE? DRAW A PICTURE TO SHOW HOW THEY WERE ARRANGED. DID THIS ARRANGEMENT CHANGE DURING THE SIGHTING?

11. CONDITIONS *(Check appropriate blocks.)*

A. SKY		B. WEATHER			
	DAY		CUMULUS CLOUDS *(Low fluffy)*		FOG OR MIST
	TWILIGHT		CIRRUS CLOUDS *(High fleecy or Herring-bone)*		HEAVY RAIN
	NIGHT				LIGHT RAIN OR DRIZZLE
✓	CLEAR		NIMBUS CLOUDS *(Rain)*		HAIL
	PARTLY CLOUDY		CUMULONIMBUS CLOUDS *(Thunderstorms)*		SNOW OR SLEET
	COMPLETELY OVERCAST				UNKNOWN
			HAZE OR SMOG		NONE OF THE ABOVE

C. IF THE SIGHTING WAS AT TWILIGHT OR NIGHT, WHAT DID YOU NOTICE ABOUT THE STARS AND MOON?

(1) STARS		(2) MOON			
	NONE	✓	BRIGHT MOONLIGHT		NO MOONLIGHT
	A FEW		MOON WITH HALO		UNKNOWN
✓	MANY		MOON HIDDEN BY CLOUDS		
	UNKNOWN		PARTIAL *(New or quarter)*		

D. IF SIGHTING WAS IN DAYLIGHT, WAS THE SUN VISIBLE? ☐ YES ☑ NO. IF "YES," WHERE WAS THE SUN AS YOU FACED THE PHENOMENON?

	IN FRONT OF YOU		TO YOUR RIGHT		OVERHEAD *(Near noon)*
	IN BACK OF YOU		TO YOUR LEFT		UNKNOWN

E. SPECIFY THE MAJOR SOURCE OF ILLUMINATION PRESENT DURING THE SIGHTING, SUCH AS THE SUN, HEADLIGHTS OR STREET LAMP, ETC. FOR TERRESTRIAL ILLUMINATION, SPECIFY DISTANCE TO LIGHT SOURCE.

STARS

12. GIVE A BRIEF DESCRIPTION OF THE PHENOMENON, INDICATING WHETHER IT APPEARED DARK OR LIGHT, WHETHER IT REFLECTED LIGHT OR WAS SELF-LUMINOUS AND WHAT COLORS YOU NOTICED. DESCRIBE YOUR IMPRESSION OF WHETHER IT WAS SOLID OR TRANSPARENT, WHETHER EDGES WERE SHARP OR FUZZY. DESCRIBE THE SHAPE OR INDICATE IF IT APPEARED AS A POINT OF LIGHT. INDICATE COMPARISONS WITH OTHER OBSERVED OBJECTS, LIKE STARS, A LIGHT OR OTHER OBJECT IN YOUR FIELD OF VIEW.

SELF LUMINOUS
SOLID
SHARP EDGES
DOUGHNUT SHAPE

8. WHERE WERE YOU WHEN YOU SAW THE PHENOMENON? *(Check appropriate blocks.)*

✓	OUTDOORS		IN BUSINESS SECTION OF CITY
	IN BUILDING		IN RESIDENTIAL SECTION OF CITY
✓	IN CAR ☑ AS DRIVER ☐ AS PASSENGER		IN OPEN COUNTRYSIDE
	IN BOAT		NEAR AIRFIELD
	IN AIRPLANE ☐ AS PILOT ☐ AS PASSENGER		FLYING OVER CITY
	OTHER		FLYING OVER OPEN COUNTRY
			OTHER

A. IF YOU WERE IN A VEHICLE, COMPLETE THE FOLLOWING:

WHAT DIRECTION WERE YOU MOVING?

	NORTH		EAST
	SOUTH		WEST
	NORTHEAST		SOUTHEAST
	NORTHWEST		SOUTHWEST

HOW FAST WERE YOU MOVING?

NOT MOVING

DID YOU STOP ANYTIME WHILE OBSERVING THE PHENOMENON?

☑ YES ☐ NO

EXPLAIN WHETHER SUCH MOVEMENT AFFECTS YOUR SKETCHES IN ITEMS 5 AND 6.

DESCRIBE TYPE OF VEHICLE YOU WERE IN AND TYPE OF ROAD, TERRAIN OR BODY OF WATER YOU TRAVERSED DURING THE SIGHTING. STATE WHETHER WINDOWS OR CONVERTIBLE TOP WERE UP OR DOWN.

HOW MUCH OTHER TRAFFIC WAS THERE?

NO

DID YOU NOTICE ANY AIRPLANES? ☐ YES ☑ NO. IF "YES," DESCRIBE WHEN THEY WERE IN SIGHT RELATIVE TO THE TIME OF SIGHTING THE PHENOMENON AND WHERE THEY WERE IN THE SKY RELATIVE TO THE POSITION OF THE PHENOMENON.

9. HOW LONG WAS THE PHENOMENON IN SIGHT?

LENGTH OF TIME 2-3 min	✓	CERTAIN OF TIME		NOT VERY SURE
		FAIRLY CERTAIN		JUST A GUESS

HOW WAS TIME DETERMINED?

WATCH

WAS THE PHENOMENON IN SIGHT CONTINUOUSLY? ☑ YES ☐ NO. IF "NO," INDICATE WHETHER THIS IS DUE TO YOUR MOVEMENT OR THE BEHAVIOR OF THE PHENOMENON, AND DESCRIBE SUCH MOVEMENT OR BEHAVIOR. INDICATE DISAPPEARANCES ON PREVIOUS SKETCHES.

15. DRAW A PICTURE THAT WILL SHOW THE SHAPE OF THE PHENOMENON. INCLUDE AND LABEL ANY DETAILS THAT MIGHT HAVE APPEARED AS WINGS OR PROTRUSIONS, AND INDICATE EXHAUST OR VAPOR TRAILS. INDICATE BY AN ARROW THE DIRECTION THE PHENOMENON WAS MOVING.

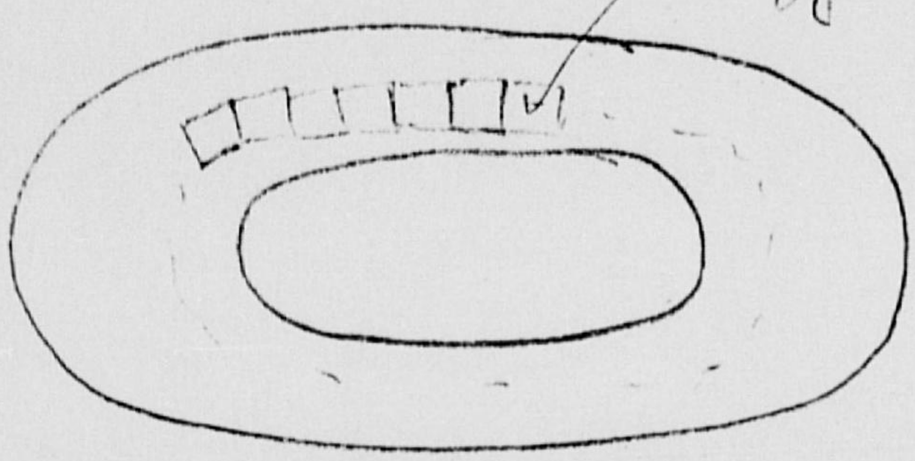

16. WHAT WAS THE ANGULAR SIZE? HOLD A MATCH AT ARM'S LENGTH IN FRONT OF A KNOWN OBJECT, SUCH AS A STREET LAMP OR THE MOON. NOTE HOW MUCH OF THE OBJECT IS COVERED BY THE HEAD OF THE MATCH. NOW IF YOU HAD BEEN ABLE TO PERFORM THIS EXPERIMENT AT THE TIME OF THE SIGHTING, ESTIMATE WHAT FRACTION OF THE PHENOMENON WOULD HAVE BEEN COVERED BY THE MATCH HEAD.

13. DID THE PHENOMENON	YES	NO	UNKNOWN
MOVE IN A STRAIGHT LINE?	✓		
STAND STILL AT ANYTIME?		✓	
SUDDENLY SPEED UP AND RUN AWAY?		✓	
BREAK UP IN PARTS AND EXPLODE?		✓	
CHANGE COLOR?		✓	
GIVE OFF SMOKE?		✓	
CHANGE BRIGHTNESS?		✓	
CHANGE SHAPE?		✓	
FLASH OR FLICKER?		✓	
DISAPPEAR AND REAPPEAR?		✓	
SPIN LIKE A TOP?		✓	
MAKE A NOISE?		✓	
FLUTTER OR WOBBLE?		✓	

14. WHAT DREW YOUR ATTENTION TO THE PHENOMENON?

It's Light (glow)

A. HOW DID IT FINALLY DISAPPEAR?

Behind trees

B. DID THE PHENOMENON MOVE BEHIND OR IN FRONT OF SOMETHING, LIKE A CLOUD, TREE, OR BUILDING AT ANY TIME?
☐ YES ☑ NO. IF "YES," DESCRIBE.

22. HAVE YOU EVER SEEN THIS OR A SIMILAR PHENOMENON BEFORE? ☐ YES ☑ NO. IF "YES," GIVE DATE AND LOCATION.

23. WAS ANYONE WITH YOU AT THE TIME YOU SAW THE PHENOMENON? ☑ YES ☐ NO. IF "YES," DID THEY SEE IT TOO? ☐ YES ☐ NO.

A. LIST THEIR NAMES AND ADDRESSES

24. GIVE THE FOLLOWING INFORMATION ABOUT YOURSELF

LAST NAME, FIRST NAME, MIDDLE NAME [redacted]

ADDRESS (Street, City, State and Zip Code) [redacted]

TELEPHONE (Area code and number) [redacted]	AGE 31		MALE		FEMALE

INDICATE ADDITIONAL INFORMATION INCLUDING OCCUPATION AND ANY EXPERIENCE WHICH MAY BE PERTINENT.

25. WHEN AND TO WHOM DID YOU REPORT THAT YOU HAD SIGHTED THIS PHENOMENON?

NAME TTD SDO DAY 8 MONTH July YEAR 68

26. DATE YOU COMPLETED THIS QUESTIONNAIRE.

DAY 8 MONTH July YEAR 68

17. DID YOU OBSERVE THE PHENOMENON THROUGH ANY OF THE FOLLOWING? INCLUDE INFORMATION ON MODEL, TYPE, FILTER, LENS PRESCRIPTION OR OTHER APPLICABLE DATA.

	EYEGLASSES		CAMERA VIEWER
	SUNGLASSES		BINOCULARS
	WINDSHIELD		TELESCOPE
	SIDE WINDOW OF VEHICLE		THEODOLITE
	WINDOWPANE		OTHER

A. DO YOU ORDINARILY WEAR GLASSES? ☐ YES ☑ NO

B. DO YOU USE READING GLASSES? ☐ YES ☑ NO

18. WHAT WAS YOUR IMPRESSION OF THE SPEED OF THE PHENOMENON? GIVE ESTIMATE OF SPEED slow.

19. WHAT WAS YOUR IMPRESSION OF THE DISTANCE OF THE PHENOMENON? GIVE ESTIMATE OF DISTANCE _____.

20. IN ORDER THAT WE MAY OBTAIN AS CLEAR A PICTURE AS POSSIBLE OF WHAT YOU SAW, DESCRIBE IN YOUR OWN WORDS A COMMON OBJECT OR OBJECTS WHICH, WHEN PLACED IN THE SKY, SIMILAR TO WHERE YOU NOTED THE PHENOMENON, WOULD BEAR SOME RESEMBLANCE TO WHAT YOU SAW. DESCRIBE SIMILARITIES AND DIFFERENCES BETWEEN THE COMMON OBJECT AND WHAT YOU SAW.

21. DID YOU NOTICE ANY ODOR, NOISE, OR HEAT EMANATING FROM THE PHENOMENON OR ANY EFFECT ON YOURSELF, ANIMALS OR MACHINERY IN THE VICINITY? ☐ YES ☑ NO. IF "YES," DESCRIBE.

A. DID THE PHENOMENON DISTURB THE GROUND OR LEAVE ANY PHYSICAL EVIDENCE. ☐ YES ☑ NO. IF "YES," DESCRIBE.

5 Jul 68

DEPARTMENT OF THE AIR FORCE
HEADQUARTERS FOREIGN TECHNOLOGY DIVISION (AFSC)
WRIGHT-PATTERSON AIR FORCE BASE, OHIO 45433

REPLY TO ATTN OF: TDPT (UFO)

JUL 10 1968

SUBJECT: UFO Observation, 5 July 1968

TO: [redacted]
Dayton, Ohio 45405

Reference your recent unidentified flying object sighting which you reported to the Air Force. The information which we have received is not sufficient for a scientific investigation. Request you complete the attached AF Form 117 and return it in the self-addressed envelope. Thank you for reporting your observation to the Air Force.

HECTOR QUINTANILLA, Jr, Lt Colonel, USAF
Chief, Aerial Phenomena Office
Aerospace Technologies Division
Production Directorate

1 Atch
AF Form 117 w/envelope

6A. NOW IMAGINE YOU ARE AT THE CENTER OF THE COMPASS ROSE. PLACE AN "A" ON THE COMPASS TO INDICATE THE DIRECTION TO THE PHENOMENON WHEN FIRST SEEN. PLACE A "B" ON THE COMPASS TO INDICATE THE DIRECTION TO THE PHENOMENON WHEN LAST SEEN.

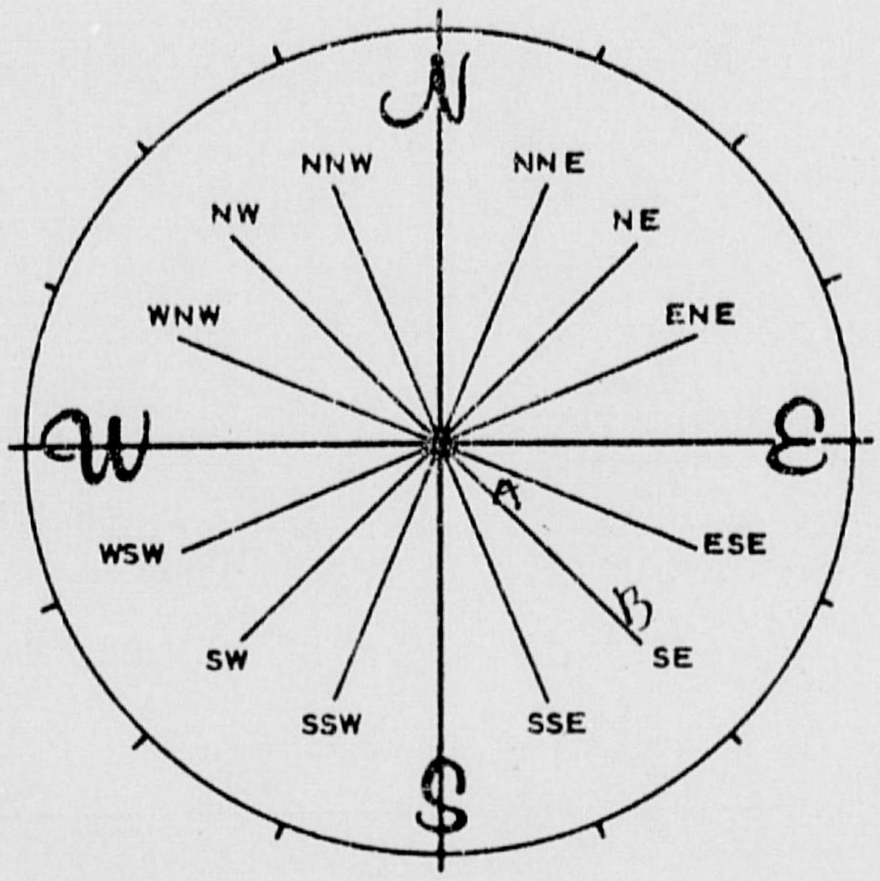

7. IN THE SKETCH BELOW, PLACE AN "A" AT THE POSITION OF THE PHENOMENON WHEN FIRST SEEN, AND A "B" AT THE POSITION OF THE PHENOMENON WHEN LAST SEEN. CONNECT THE "A" AND "B" WITH A LINE TO APPROXIMATE THE MOVEMENT OF THE PHENOMENON BETWEEN "A" AND "B". THAT IS, SCHEMATICALLY SHOW WHETHER THE MOVEMENT APPEARED TO BE STRAIGHT, CURVED OR ZIG-ZAG. REFER TO SMALLER SKETCH AS AN EXAMPLE OF HOW TO COMPLETE THE LARGER SKETCH.

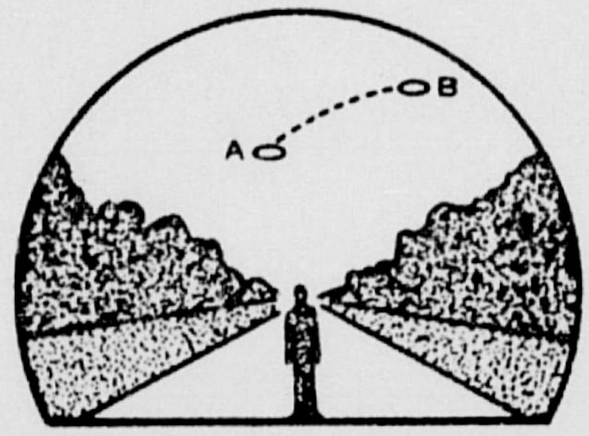



AFR 80-17(C1)

SIGHTING OF UNIDENTIFIED PHENOMENA QUESTIONNAIRE

BUDGET BUREAU APPROVAL NUMBER 21-R258

THIS QUESTIONNAIRE HAS BEEN PREPARED SO THAT YOU CAN GIVE THE U.S. AIR FORCE AS MUCH INFORMATION AS POSSIBLE CONCERNING THE UNIDENTIFIED PHENOMENON THAT YOU HAVE OBSERVED. PLEASE TRY TO ANSWER ALL OF THE QUESTIONS. THE INFORMATION YOU GIVE WILL BE USED FOR RESEARCH PURPOSES. YOUR NAME WILL NOT BE USED IN CONNECTION WITH ANY OF YOUR STATEMENTS OR CONCLUSIONS WITHOUT YOUR PERMISSION. RETURN TO AIR FORCE BASE INVESTIGATOR FOR FORWARDING TO FTD (TDETR), WRIGHT-PATTERSON AFB, OHIO 45433, IAW AFR 80-17. *(IF ADDITIONAL SHEETS ARE NEEDED FOR NARRATIVE OR SKETCHES ATTACH SECURELY TO THIS FORM OR ANNOTATE WITH YOUR NAME FOR IDENTIFICATION.)*

1. WHEN DID YOU SEE THE PHENOMENON?

DAY _____ MONTH _____ YEAR _____

2. WHAT TIME DID YOU FIRST SIGHT THE PHENOMENON?

HOUR 2225 MINUTES _____ ☐ A.M. ☐ P.M.

3. WHAT TIME DID YOU LAST SIGHT THE PHENOMENON?

HOUR 2226 MINUTES _____ ☐ A.M. ☐ P.M.

4. TIME / ZONE ☐ DAYLIGHT SAVINGS ☐ STANDARD

☐ EASTERN ☐ CENTRAL ☐ MOUNTAIN ☐ PACIFIC ☐ OTHER

5. WHERE WERE YOU WHEN YOU SAW THE PHENOMENON? IF IN CITY, GIVE THE NEAREST STREET ADDRESS AND INDICATE ON A HAND DRAWN MAP WHERE YOU WERE STANDING WITH REFERENCE TO THE ADDRESS. IF IN THE COUNTRY, IDENTIFY THE HIGHWAY YOU WERE ON OR NEAR AND TRY TO FIX A DISTANCE AND DIRECTION FROM SOME RECOGNIZABLE LANDMARK.

Fountain ave Dayton
facing south

6. IMAGINE YOU ARE AT THE POINT SHOWN IN THE SKETCH, PLACE AN "A" ON THE CURVED LINE TO SHOW HOW HIGH THE PHENOMENON WAS ABOVE THE HORIZON, OR SKYLINE. WHEN FIRST SEEN. PLACE A "B" ON THE SAME CURVED LINE TO SHOW HOW HIGH ABOVE THE HORIZON THE PHENOMENON WAS WHEN LAST SEEN.

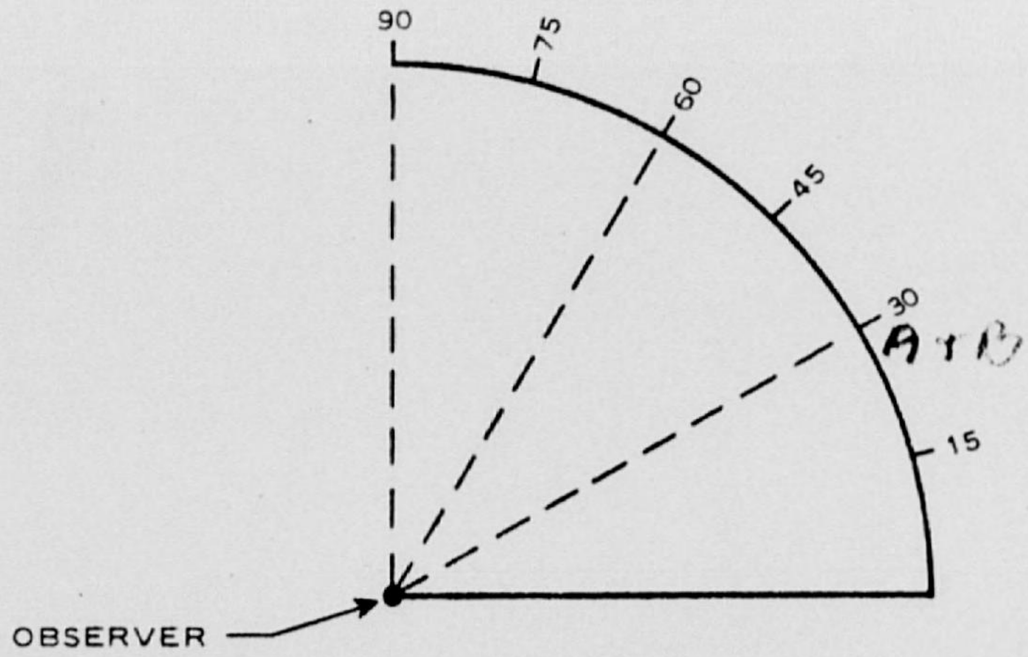

AF FORM AUG 67 117

8. WHERE WERE YOU WHEN YOU SAW THE PHENOMENON? *(Check appropriate blocks.)*

	OUTDOORS	✓	IN BUSINESS SECTION OF CITY
✓	IN BUILDING	✓	IN RESIDENTIAL SECTION OF CITY
	IN CAR ☐ AS DRIVER ☐ AS PASSENGER		IN OPEN COUNTRYSIDE
	IN BOAT		NEAR AIRFIELD
	IN AIRPLANE ☐ AS PILOT ☐ AS PASSENGER		FLYING OVER CITY
	OTHER		FLYING OVER OPEN COUNTRY
			OTHER

A. IF YOU WERE IN A VEHICLE, COMPLETE THE FOLLOWING:

WHAT DIRECTION WERE YOU MOVING?

	NORTH		EAST
	SOUTH		WEST
	NORTHEAST		SOUTHEAST
	NORTHWEST		SOUTHWEST

HOW FAST WERE YOU MOVING?

DID YOU STOP ANYTIME WHILE OBSERVING THE PHENOMENON? ☐ YES ☐ NO

EXPLAIN WHETHER SUCH MOVEMENT AFFECTS YOUR SKETCHES IN ITEMS 5 AND 6.

DESCRIBE TYPE OF VEHICLE YOU WERE IN AND TYPE OF ROAD, TERRAIN OR BODY OF WATER YOU TRAVERSED DURING THE SIGHTING. STATE WHETHER WINDOWS OR CONVERTIBLE TOP WERE UP OR DOWN.

HOW MUCH OTHER TRAFFIC WAS THERE? NONE

DID YOU NOTICE ANY AIRPLANES? ☐ YES ☑ NO. IF "YES," DESCRIBE WHEN THEY WERE IN SIGHT RELATIVE TO THE TIME OF SIGHTING THE PHENOMENON AND WHERE THEY WERE IN THE SKY RELATIVE TO THE POSITION OF THE PHENOMENON.

9. HOW LONG WAS THE PHENOMENON IN SIGHT?

LENGTH OF TIME 10 MIN

	CERTAIN OF TIME		NOT VERY SURE
✓	FAIRLY CERTAIN		JUST A GUESS

HOW WAS TIME DETERMINED?

WAS THE PHENOMENON IN SIGHT CONTINUOUSLY? ☑ YES ☐ NO. IF "NO," INDICATE WHETHER THIS IS DUE TO YOUR MOVEMENT OR THE BEHAVIOR OF THE PHENOMENON, AND DESCRIBE SUCH MOVEMENT OR BEHAVIOR. INDICATE DISAPPEARANCES ON PREVIOUS SKETCHES.

10. IF THERE WERE MORE THAN ONE PHENOMENON, HOW MANY WERE THERE? DRAW A PICTURE TO SHOW HOW THEY WERE ARRANGED. DID THIS ARRANGEMENT CHANGE DURING THE SIGHTING?

1

11. CONDITIONS *(Check appropriate blocks.)*

A. SKY		B. WEATHER			
	DAY		CUMULUS CLOUDS *(Low fluffy)*		FOG OR MIST
	TWILIGHT		CIRRUS CLOUDS *(High fleecy or Herring-bone)*		HEAVY RAIN
✓	NIGHT				LIGHT RAIN OR DRIZZLE
✓	CLEAR		NIMBUS CLOUDS *(Rain)*		HAIL
	PARTLY CLOUDY		CUMULONIMBUS CLOUDS *(Thunderstorms)*		SNOW OR SLEET
	COMPLETELY OVERCAST				UNKNOWN
			HAZE OR SMOG		NONE OF THE ABOVE

C. IF THE SIGHTING WAS AT TWILIGHT OR NIGHT, WHAT DID YOU NOTICE ABOUT THE STARS AND MOON?

(1) STARS		(2) ✓ MOON			
	NONE	✓	BRIGHT MOONLIGHT		NO MOONLIGHT
	A FEW		MOON WITH HALO		UNKNOWN
	MANY		MOON HIDDEN BY CLOUDS		
✓	UNKNOWN		PARTIAL *(New or quarter)*		

D. IF SIGHTING WAS IN DAYLIGHT, WAS THE SUN VISIBLE? ☐ YES ☐ NO. IF "YES," WHERE WAS THE SUN AS YOU FACED THE PHENOMENON?

	IN FRONT OF YOU		TO YOUR RIGHT		OVERHEAD *(Near noon)*
	IN BACK OF YOU		TO YOUR LEFT		UNKNOWN

E. SPECIFY THE MAJOR SOURCE OF ILLUMINATION PRESENT DURING THE SIGHTING, SUCH AS THE SUN, HEADLIGHTS OR STREET LAMP, ETC. FOR TERRESTRIAL ILLUMINATION, SPECIFY DISTANCE TO LIGHT SOURCE.

seemed to glow itself

12. GIVE A BRIEF DESCRIPTION OF THE PHENOMENON, INDICATING WHETHER IT APPEARED DARK OR LIGHT, WHETHER IT REFLECTED LIGHT OR WAS SELF-LUMINOUS AND WHAT COLORS YOU NOTICED. DESCRIBE YOUR IMPRESSION OF WHETHER IT WAS SOLID OR TRANSPARENT, WHETHER EDGES WERE SHARP OR FUZZY. DESCRIBE THE SHAPE OR INDICATE IF IT APPEARED AS A POINT OF LIGHT. INDICATE COMPARISONS WITH OTHER OBSERVED OBJECTS, LIKE STARS, A LIGHT OR OTHER OBJECT IN YOUR FIELD OF VIEW.

self luminous
light
solid
blunt edged tapered

15. DRAW A PICTURE THAT WILL SHOW THE SHAPE OF THE PHENOMENON. INCLUDE AND LABEL ANY DETAILS THAT MIGHT HAVE APPEARED AS WINGS OR PROTRUSIONS, AND INDICATE EXHAUST OR VAPOR TRAILS. INDICATE BY AN ARROW THE DIRECTION THE PHENOMENON WAS MOVING.



16. WHAT WAS THE ANGULAR SIZE? HOLD A MATCH AT ARM'S LENGTH IN FRONT OF A KNOWN OBJECT, SUCH AS A STREET LAMP OR THE MOON. NOTE HOW MUCH OF THE OBJECT IS COVERED BY THE HEAD OF THE MATCH. NOW IF YOU HAD BEEN ABLE TO PERFORM THIS EXPERIMENT AT THE TIME OF THE SIGHTING, ESTIMATE WHAT FRACTION OF THE PHENOMENON WOULD HAVE BEEN COVERED BY THE MATCH HEAD.

13. DID THE PHENOMENON	YES	NO	UNKNOWN
MOVE IN A STRAIGHT LINE?	✓		
STAND STILL AT ANYTIME?		✓	
SUDDENLY SPEED UP AND RUN AWAY?		✓	
BREAK UP IN PARTS AND EXPLODE?		✓	
CHANGE COLOR?		✓	
GIVE OFF SMOKE?		✓	
CHANGE BRIGHTNESS?		✓	
CHANGE SHAPE?		✓	
FLASH OR FLICKER?		✓	
DISAPPEAR AND REAPPEAR?	✓		
SPIN LIKE A TOP?		✓	
MAKE A NOISE?		✓	
FLUTTER OR WOBBLE?		✓	

14. WHAT DREW YOUR ATTENTION TO THE PHENOMENON?

just noticed

A. HOW DID IT FINALLY DISAPPEAR?

obscured by trees

B. DID THE PHENOMENON MOVE BEHIND OR IN FRONT OF SOMETHING, LIKE A CLOUD, TREE, OR BUILDING AT ANY TIME?
☑ YES ☐ NO. IF "YES," DESCRIBE.

behind trees & houses

22. HAVE YOU EVER SEEN THIS OR A SIMILAR PHENOMENON BEFORE? ☐ YES ☒ NO. IF "YES," GIVE DATE AND LOCATION.

23. WAS ANYONE WITH YOU AT THE TIME YOU SAW THE PHENOMENON? ☒ YES ☐ NO. IF "YES," DID THEY SEE IT TOO? ☐ YES ☐ NO.

A. LIST THEIR NAMES AND ADDRESSES

[redacted]

24. GIVE THE FOLLOWING INFORMATION ABOUT YOURSELF

LAST NAME [redacted]

ADDRESS (Street, City, State and Zip Code) [redacted] AVE DAYTON

TELEPHONE (Area code and number) [redacted]

AGE		MALE		FEMALE
23	X			

INDICATE ADDITIONAL INFORMATION INCLUDING OCCUPATION AND ANY EXPERIENCE WHICH MAY BE PERTINENT.

25. WHEN AND TO WHOM DID YOU REPORT THAT YOU HAD SIGHTED THIS PHENOMENON?

NAME _____ DAY _____ MONTH _____ YEAR _____

26. DATE YOU COMPLETED THIS QUESTIONNAIRE.

DAY _____ MONTH _____ YEAR _____

17. DID YOU OBSERVE THE PHENOMENON THROUGH ANY OF THE FOLLOWING? INCLUDE INFORMATION ON MODEL, TYPE, FILTER, LENS PRESCRIPTION OR OTHER APPLICABLE DATA.

	EYEGLASSES		CAMERA VIEWER
	SUNGLASSES		BINOCULARS
	WINDSHIELD		TELESCOPE
	SIDE WINDOW OF VEHICLE		THEODOLITE
	WINDOWPANE	✓	OTHER screen door

A. DO YOU ORDINARILY WEAR GLASSES? ☐ YES ☑ NO

B. DO YOU USE READING GLASSES? ☐ YES ☐ NO

18. WHAT WAS YOUR IMPRESSION OF THE SPEED OF THE PHENOMENON? GIVE ESTIMATE OF SPEED very fast

19. WHAT WAS YOUR IMPRESSION OF THE DISTANCE OF THE PHENOMENON? GIVE ESTIMATE OF DISTANCE 2

20. IN ORDER THAT WE MAY OBTAIN AS CLEAR A PICTURE AS POSSIBLE OF WHAT YOU SAW, DESCRIBE IN YOUR OWN WORDS A COMMON OBJECT OR OBJECTS WHICH, WHEN PLACED IN THE SKY, SIMILAR TO WHERE YOU NOTED THE PHENOMENON, WOULD BEAR SOME RESEMBLANCE TO WHAT YOU SAW. DESCRIBE SIMILARITIES AND DIFFERENCES BETWEEN THE COMMON OBJECT AND WHAT YOU SAW.

cigar cut-off at both ends slight-taper

21. DID YOU NOTICE ANY ODOR, NOISE, OR HEAT EMANATING FROM THE PHENOMENON OR ANY EFFECT ON YOURSELF, ANIMALS OR MACHINERY IN THE VICINITY? ☐ YES ☑ NO. IF "YES," DESCRIBE.

A. DID THE PHENOMENON DISTURB THE GROUND OR LEAVE ANY PHYSICAL EVIDENCE. ☐ YES ☑ NO. IF "YES," DESCRIBE.

5 Jul 68

DEPARTMENT OF THE AIR FORCE
HEADQUARTERS FOREIGN TECHNOLOGY DIVISION (AFSC)
WRIGHT-PATTERSON AIR FORCE BASE OHIO 45433

REPLY TO ATTN OF: TDPT (UFO)

SUBJECT: UFO Observation, 5 July 1968

JUL 10 1968

TO: [redacted]
Dayton, Ohio 45449

Reference your recent unidentified flying object sighting which you reported to the Air Force. The information which we have received is not sufficient for a scientific investigation. Request you complete the attached AF Form 117 and return it in the self-addressed envelope. Thank you for reporting your observation to the Air Force.

HECTOR QUINTANILLA, Jr, Lt Colonel, USAF
Chief, Aerial Phenomena Office
Aerospace Technologies Division
Production Directorate

1 Atch
AF Form 117 w/envelope

6A. NOW IMAGINE YOU ARE AT THE CENTER OF THE COMPASS ROSE. PLACE AN "A" ON THE COMPASS TO INDICATE THE DIRECTION TO THE PHENOMENON WHEN FIRST SEEN. PLACE A "B" ON THE COMPASS TO INDICATE THE DIRECTION TO THE PHENOMENON WHEN LAST SEEN.

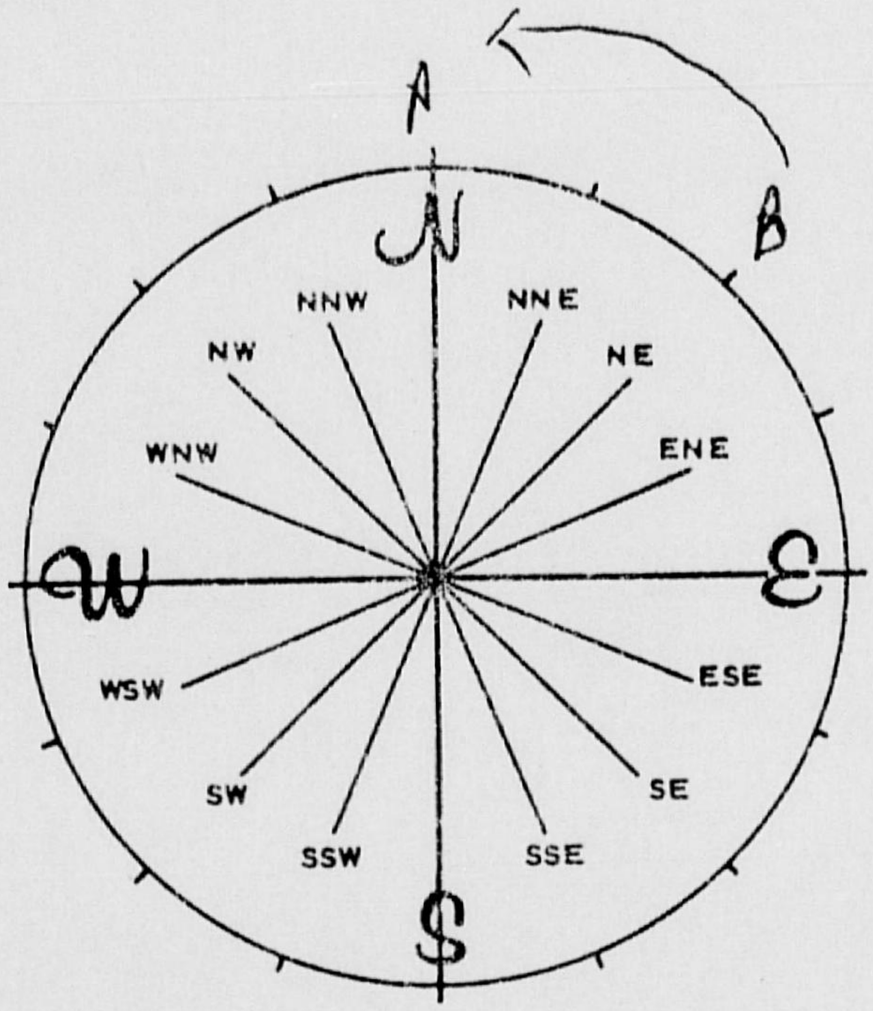

7. IN THE SKETCH BELOW, PLACE AN "A" AT THE POSITION OF THE PHENOMENON WHEN FIRST SEEN, AND A "B" AT THE POSITION OF THE PHENOMENON WHEN LAST SEEN. CONNECT THE "A" AND "B" WITH A LINE TO APPROXIMATE THE MOVEMENT OF THE PHENOMENON BETWEEN "A" AND "B". THAT IS, SCHEMATICALLY SHOW WHETHER THE MOVEMENT APPEARED TO BE STRAIGHT, CURVED OR ZIG-ZAG. REFER TO SMALLER SKETCH AS AN EXAMPLE OF HOW TO COMPLETE THE LARGER SKETCH.

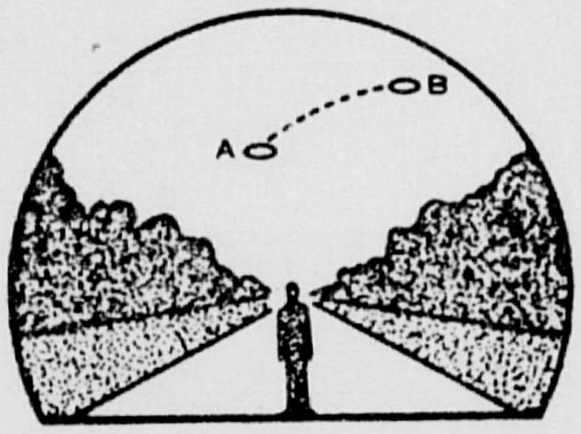



SIGHTING OF UNIDENTIFIED PHENOMENA QUESTIONNAIRE

BUDGET BUREAU APPROVAL NUMBER 21-R258

THIS QUESTIONNAIRE HAS BEEN PREPARED SO THAT YOU CAN GIVE THE U.S. AIR FORCE AS MUCH INFORMATION AS POSSIBLE CONCERNING THE UNIDENTIFIED PHENOMENON THAT YOU HAVE OBSERVED. PLEASE TRY TO ANSWER ALL OF THE QUESTIONS. THE INFORMATION YOU GIVE WILL BE USED FOR RESEARCH PURPOSES. YOUR NAME WILL NOT BE USED IN CONNECTION WITH ANY OF YOUR STATEMENTS OR CONCLUSIONS WITHOUT YOUR PERMISSION. RETURN TO AIR FORCE BASE INVESTIGATOR FOR FORWARDING TO FTD (TDETR), WRIGHT-PATTERSON AFB, OHIO 45433, IAW AFR 80-17. *(IF ADDITIONAL SHEETS ARE NEEDED FOR NARRATIVE OR SKETCHES ATTACH SECURELY TO THIS FORM OR ANNOTATE WITH YOUR NAME FOR IDENTIFICATION.)*

1. WHEN DID YOU SEE THE PHENOMENON?
DAY 5 MONTH Jul YEAR 61

2. WHAT TIME DID YOU FIRST SIGHT THE PHENOMENON?
HOUR 2300 MINUTES _____ ☐ A.M. ☒ P.M.

3. WHAT TIME DID YOU LAST SIGHT THE PHENOMENON?
HOUR 2310 MINUTES _____ ☐ A.M. ☒ P.M.

4. TIME ZONE ☐ DAYLIGHT SAVINGS ☐ STANDARD
☐ EASTERN ☐ CENTRAL ☐ MOUNTAIN ☐ PACIFIC ☐ OTHER

5. WHERE WERE YOU WHEN YOU SAW THE PHENOMENON? IF IN CITY, GIVE THE NEAREST STREET ADDRESS AND INDICATE ON A HAND DRAWN MAP WHERE YOU WERE STANDING WITH REFERENCE TO THE ADDRESS. IF IN THE COUNTRY, IDENTIFY THE HIGHWAY YOU WERE ON OR NEAR AND TRY TO FIX A DISTANCE AND DIRECTION FROM SOME RECOGNIZABLE LANDMARK.

BELOW N. CARROLTON
NY ROUTE 370

6. IMAGINE YOU ARE AT THE POINT SHOWN IN THE SKETCH, PLACE AN "A" ON THE CURVED LINE TO SHOW HOW HIGH THE PHENOMENON WAS ABOVE THE HORIZON, OR SKYLINE, WHEN FIRST SEEN. PLACE A "B" ON THE SAME CURVED LINE TO SHOW HOW HIGH ABOVE THE HORIZON THE PHENOMENON WAS WHEN LAST SEEN.

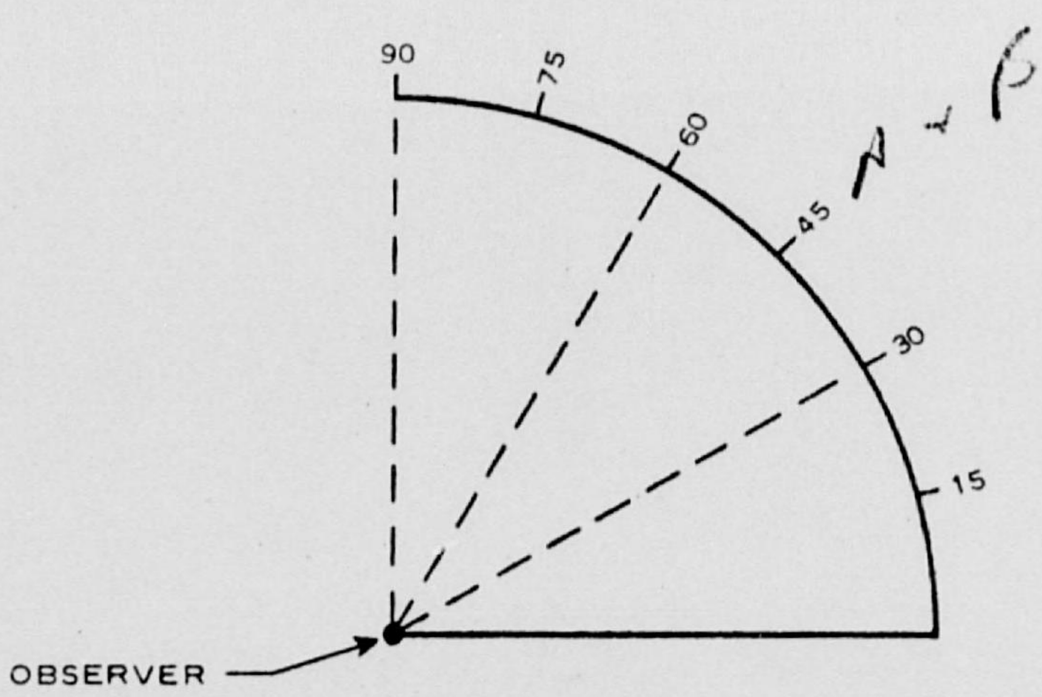

AF FORM AUG 67 117

10. IF THERE WERE MORE THAN ONE PHENOMENON, HOW MANY WERE THERE? DRAW A PICTURE TO SHOW HOW THEY WERE ARRANGED. DID THIS ARRANGEMENT CHANGE DURING THE SIGHTING?

11. CONDITIONS *(Check appropriate blocks.)*

A. SKY		B. WEATHER			
	DAY		CUMULUS CLOUDS *(Low fluffy)*		FOG OR MIST
	TWILIGHT		CIRRUS CLOUDS *(High fleecy or Herring-bone)*		HEAVY RAIN
✓	NIGHT				LIGHT RAIN OR DRIZZLE
✓	CLEAR		NIMBUS CLOUDS *(Rain)*		HAIL
	PARTLY CLOUDY		CUMULONIMBUS CLOUDS *(Thunderstorms)*		SNOW OR SLEET
	COMPLETELY OVERCAST				UNKNOWN
			HAZE OR SMOG	✓	NONE OF THE ABOVE

C. IF THE SIGHTING WAS AT TWILIGHT OR NIGHT, WHAT DID YOU NOTICE ABOUT THE STARS AND MOON?

(1) STARS		(2) MOON		
	NONE	✓	BRIGHT MOONLIGHT		NO MOONLIGHT
	A FEW		MOON WITH HALO		UNKNOWN
✓	MANY		MOON HIDDEN BY CLOUDS		
	UNKNOWN		PARTIAL *(New or quarter)*		

D. IF SIGHTING WAS IN DAYLIGHT, WAS THE SUN VISIBLE? ☐ YES ☐ NO. IF "YES," WHERE WAS THE SUN AS YOU FACED THE PHENOMENON?

	IN FRONT OF YOU		TO YOUR RIGHT		OVERHEAD *(Near noon)*
	IN BACK OF YOU		TO YOUR LEFT		UNKNOWN

E. SPECIFY THE MAJOR SOURCE OF ILLUMINATION PRESENT DURING THE SIGHTING, SUCH AS THE SUN, HEADLIGHTS OR STREET LAMP, ETC. FOR TERRESTRIAL ILLUMINATION, SPECIFY DISTANCE TO LIGHT SOURCE.

OBJECT BRIGHTEST Moon IN BACK

12. GIVE A BRIEF DESCRIPTION OF THE PHENOMENON, INDICATING WHETHER IT APPEARED DARK OR LIGHT, WHETHER IT REFLECTED LIGHT OR WAS SELF-LUMINOUS AND WHAT COLORS YOU NOTICED. DESCRIBE YOUR IMPRESSION OF WHETHER IT WAS SOLID OR TRANSPARENT, WHETHER EDGES WERE SHARP OR FUZZY. DESCRIBE THE SHAPE OR INDICATE IF IT APPEARED AS A POINT OF LIGHT. INDICATE COMPARISONS WITH OTHER OBSERVED OBJECTS, LIKE STARS, A LIGHT OR OTHER OBJECT IN YOUR FIELD OF VIEW.

LIGHT
SELF - LUMINOUS
SOLID
SHARP

8. WHERE WERE YOU WHEN YOU SAW THE PHENOMENON? *(Check appropriate blocks.)*

	OUTDOORS		IN BUSINESS SECTION OF CITY
	IN BUILDING		IN RESIDENTIAL SECTION OF CITY
	IN CAR ☐ AS DRIVER ☐ AS PASSENGER	✓	IN OPEN COUNTRYSIDE
✓	IN BOAT 12 FT ALUM.		NEAR AIRFIELD
	IN AIRPLANE ☐ AS PILOT ☐ AS PASSENGER		FLYING OVER CITY
	OTHER		FLYING OVER OPEN COUNTRY
			OTHER

A. IF YOU WERE IN A VEHICLE, COMPLETE THE FOLLOWING:

WHAT DIRECTION WERE YOU MOVING?

	NORTH		EAST
	SOUTH	✓	WEST
	NORTHEAST		SOUTHEAST
	NORTHWEST		SOUTHWEST

HOW FAST WERE YOU MOVING? WITH CURRENT

DID YOU STOP ANYTIME WHILE OBSERVING THE PHENOMENON? ☑ YES ☐ NO

EXPLAIN WHETHER SUCH MOVEMENT AFFECTS YOUR SKETCHES IN ITEMS 5 AND 6.

DESCRIBE TYPE OF VEHICLE YOU WERE IN AND TYPE OF ROAD, TERRAIN OR BODY OF WATER YOU TRAVERSED DURING THE SIGHTING. STATE WHETHER WINDOWS OR CONVERTIBLE TOP WERE UP OR DOWN.

HOW MUCH OTHER TRAFFIC WAS THERE? NO OTHER BOATS

DID YOU NOTICE ANY AIRPLANES? ☐ YES ☑ NO. IF "YES," DESCRIBE WHEN THEY WERE IN SIGHT RELATIVE TO THE TIME OF SIGHTING THE PHENOMENON AND WHERE THEY WERE IN THE SKY RELATIVE TO THE POSITION OF THE PHENOMENON.

9. HOW LONG WAS THE PHENOMENON IN SIGHT?

LENGTH OF TIME 10

	CERTAIN OF TIME		NOT VERY SURE
✓	FAIRLY CERTAIN		JUST A GUESS

HOW WAS TIME DETERMINED? POSSIBLY LONGER

WAS THE PHENOMENON IN SIGHT CONTINUOUSLY? ☑ YES ☐ NO. IF "NO," INDICATE WHETHER THIS IS DUE TO YOUR MOVEMENT OR THE BEHAVIOR OF THE PHENOMENON, AND DESCRIBE SUCH MOVEMENT OR BEHAVIOR. INDICATE DISAPPEARANCES ON PREVIOUS SKETCHES.

15. DRAW A PICTURE THAT WILL SHOW THE SHAPE OF THE PHENOMENON. INCLUDE AND LABEL ANY DETAILS THAT MIGHT HAVE APPEARED AS WINGS OR PROTRUSIONS, AND INDICATE EXHAUST OR VAPOR TRAILS. INDICATE BY AN ARROW THE DIRECTION THE PHENOMENON WAS MOVING.



3 POWS OF LIGHTS

FLICKERED NOT OBSERVED

TOO FAST FOR A BLIMP
TOO SLOW FOR A PLANE

TOO L ODDNESS SWOOPLY

16. WHAT WAS THE ANGULAR SIZE? HOLD A MATCH AT ARM'S LENGTH IN FRONT OF A KNOWN OBJECT, SUCH AS A STREET LAMP OR THE MOON. NOTE HOW MUCH OF THE OBJECT IS COVERED BY THE HEAD OF THE MATCH. NOW IF YOU HAD BEEN ABLE TO PERFORM THIS EXPERIMENT AT THE TIME OF THE SIGHTING, ESTIMATE WHAT FRACTION OF THE PHENOMENON WOULD HAVE BEEN COVERED BY THE MATCH HEAD.

1/5

13. DID THE PHENOMENON	YES	NO	UNKNOWN
MOVE IN A STRAIGHT LINE?	✓		
STAND STILL AT ANYTIME?	✓		
SUDDENLY SPEED UP AND RUN AWAY?		✓	
BREAK UP IN PARTS AND EXPLODE?		✓	
CHANGE COLOR?		✓	
GIVE OFF SMOKE?		✓	
CHANGE BRIGHTNESS?		✓	
CHANGE SHAPE?		✓	
FLASH OR FLICKER?	✓		
DISAPPEAR AND REAPPEAR?		✓	
SPIN LIKE A TOP?			✓
MAKE A NOISE?		✓	
FLUTTER OR WOBBLE?		✓	

14. WHAT DREW YOUR ATTENTION TO THE PHENOMENON?

SO MANY LIGHTS

3 SETS OF LIGHTS

FLASHED LIKE T-BIRD

TAILLIGHTS

A. HOW DID IT FINALLY DISAPPEAR?

WENT ON TOP OF A FLOOD

LEVEL & DIS

B. DID THE PHENOMENON MOVE BEHIND OR IN FRONT OF SOMETHING, LIKE A CLOUD, TREE, OR BUILDING AT ANY TIME?
☑ YES. ☐ NO. IF "YES," DESCRIBE.

22. HAVE YOU EVER SEEN THIS OR A SIMILAR PHENOMENON BEFORE? ☐ YES ☑ NO. IF "YES," GIVE DATE AND LOCATION.

23. WAS ANYONE WITH YOU AT THE TIME YOU SAW THE PHENOMENON? ☐ YES ☐ NO. IF "YES," DID THEY SEE IT TOO? ☐ YES ☐ NO.

A. LIST THEIR NAMES AND ADDRESSES

ENGLEWOOD [redacted]

24. GIVE THE FOLLOWING INFORMATION ABOUT YOURSELF

LAST NAME, FIRST NAME, MIDDLE NAME [redacted]

ADDRESS *(Street, City, State and Zip Code)*

[redacted] CREEK RD. W. CONRECTION

TELEPHONE *(Area code)*	AGE		MALE		FEMALE
[redacted]	22	4			

INDICATE ADDITIONAL INFORMATION INCLUDING OCCUPATION AND ANY EXPERIENCE WHICH MAY BE PERTINENT.

STRIPPER (NEGATIVE PREPARATION)

DOESN'T BELIEVE IN UFO'S BUT COULD NOT EXPLAIN THIS ONE.

25. WHEN AND TO WHOM DID YOU REPORT THAT YOU HAD SIGHTED THIS PHENOMENON?

NAME [redacted] DAY 5 MONTH JUL YEAR 68

26. DATE YOU COMPLETED THIS QUESTIONNAIRE.

DAY 6 MONTH JUL YEAR 68

17. DID YOU OBSERVE THE PHENOMENON THROUGH ANY OF THE FOLLOWING? INCLUDE INFORMATION ON MODEL, TYPE, FILTER, LENS PRESCRIPTION OR OTHER APPLICABLE DATA.

☐	EYEGLASSES	☐	CAMERA VIEWER
☐	SUNGLASSES	☐	BINOCULARS
☐	WINDSHIELD	☐	TELESCOPE
☐	SIDE WINDOW OF VEHICLE	☐	THEODOLITE
☐	WINDOWPANE	☐	OTHER

A. DO YOU ORDINARILY WEAR GLASSES? ☐ YES ☒ NO

B. DO YOU USE READING GLASSES? ☐ YES ☒ NO

18. WHAT WAS YOUR IMPRESSION OF THE SPEED OF THE PHENOMENON? GIVE ESTIMATE OF SPEED 50

19. WHAT WAS YOUR IMPRESSION OF THE DISTANCE OF THE PHENOMENON? GIVE ESTIMATE OF DISTANCE 3/4 MI.

20. IN ORDER THAT WE MAY OBTAIN AS CLEAR A PICTURE AS POSSIBLE OF WHAT YOU SAW, DESCRIBE IN YOUR OWN WORDS A COMMON OBJECT OR OBJECTS WHICH, WHEN PLACED IN THE SKY, SIMILAR TO WHERE YOU NOTED THE PHENOMENON, WOULD BEAR SOME RESEMBLANCE TO WHAT YOU SAW. DESCRIBE SIMILARITIES AND DIFFERENCES BETWEEN THE COMMON OBJECT AND WHAT YOU SAW.

GOOD YEAR BLIMP
WITH
SOLID LIGHTS

21. DID YOU NOTICE ANY ODOR, NOISE, OR HEAT EMANATING FROM THE PHENOMENON OR ANY EFFECT ON YOURSELF, ANIMALS OR MACHINERY IN THE VICINITY? ☐ YES ☒ NO. IF "YES," DESCRIBE.

A. DID THE PHENOMENON DISTURB THE GROUND OR LEAVE ANY PHYSICAL EVIDENCE. ☐ YES ☒ NO. IF "YES," DESCRIBE.

27. INFORMATION WHICH YOU FEEL IS PERTINENT BUT WHICH IS NOT ADEQUATELY COVERED IN THIS QUESTIONNAIRE, ALTERNATIVELY PROVIDE A NARRATIVE EXPLANATION OF THE SIGHTING.

object was standing
to disappear then
they flashed a large
light on it - then
came back - then
left again!

5 July 68

DEPARTMENT OF THE AIR FORCE
HEADQUARTERS FOREIGN TECHNOLOGY DIVISION (AFSC)
WRIGHT-PATTERSON AIR FORCE BASE, OHIO 45433

REPLY TO ATTN OF: TDPT (UFO)

SUBJECT: UFO Observation , 5 July 1968

JUL 10 1968

TO: [redacted]
Dayton, Ohio 45424

Reference your recent unidentified flying object sighting which you reported to the Air Force. The information which we have received is not sufficient for a scientific investigation. Request you complete the attached AF Form 117 and return it in the self-addressed envelope. Thank you for reporting your observation to the Air Force.

HECTOR QUINTANILLA, Jr, Lt Colonel, USAF
Chief, Aerial Phenomena Office
Aerospace Technologies Division
Production Directorate

1 Atch
AF Form 117 w/envelope

6A. NOW IMAGINE YOU ARE AT THE CENTER OF THE COMPASS ROSE. PLACE AN "A" ON THE COMPASS TO INDICATE THE DIRECTION TO THE PHENOMENON WHEN FIRST SEEN. PLACE A "B" ON THE COMPASS TO INDICATE THE DIRECTION TO THE PHENOMENON WHEN LAST SEEN.

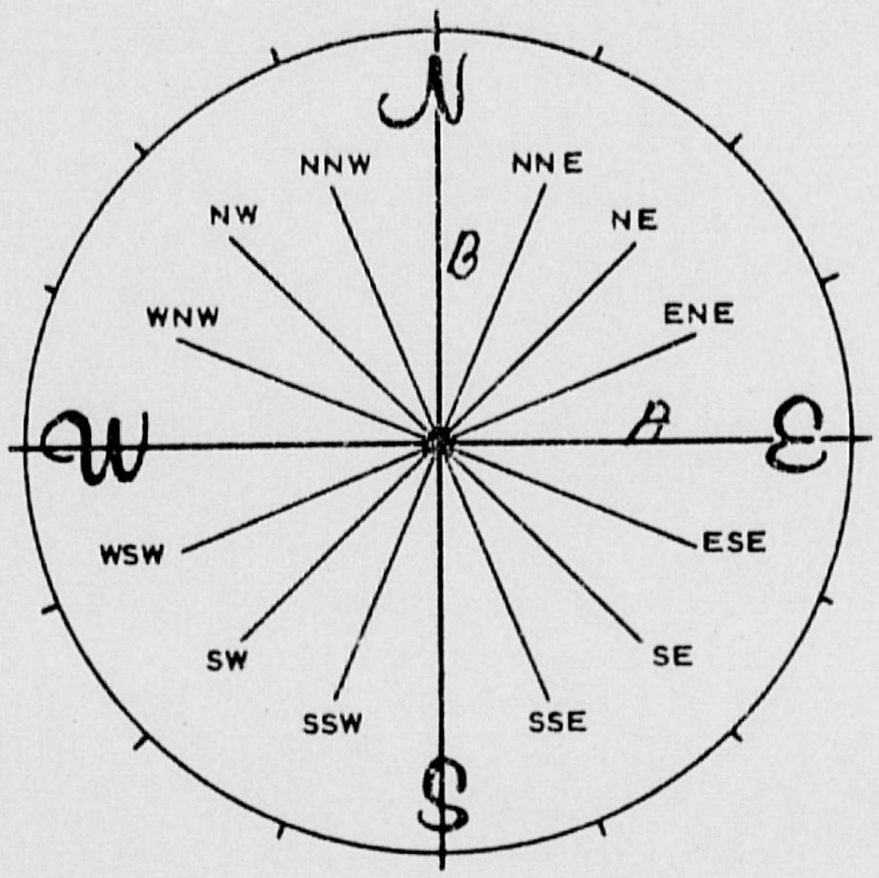

7. IN THE SKETCH BELOW, PLACE AN "A" AT THE POSITION OF THE PHENOMENON WHEN FIRST SEEN, AND A "B" AT THE POSITION OF THE PHENOMENON WHEN LAST SEEN. CONNECT THE "A" AND "B" WITH A LINE TO APPROXIMATE THE MOVEMENT OF THE PHENOMENON BETWEEN "A" AND "B". THAT IS, SCHEMATICALLY SHOW WHETHER THE MOVEMENT APPEARED TO BE STRAIGHT, CURVED OR ZIG-ZAG. REFER TO SMALLER SKETCH AS AN EXAMPLE OF HOW TO COMPLETE THE LARGER SKETCH.

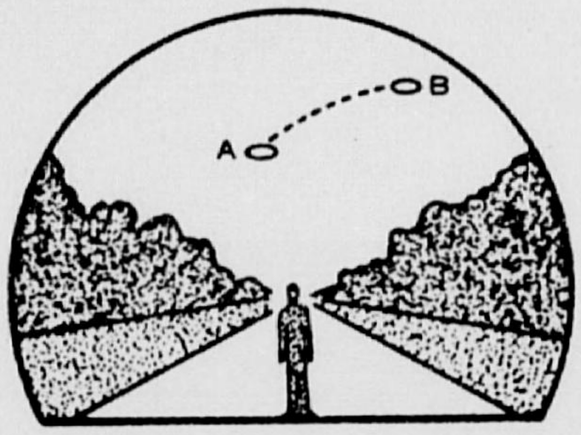



SIGHTING OF UNIDENTIFIED PHENOMENA QUESTIONNAIRE

BUDGET BUREAU APPROVAL NUMBER 21-R250

THIS QUESTIONNAIRE HAS BEEN PREPARED SO THAT YOU CAN GIVE THE U.S. AIR FORCE AS MUCH INFORMATION AS POSSIBLE CONCERNING THE UNIDENTIFIED PHENOMENON THAT YOU HAVE OBSERVED. PLEASE TRY TO ANSWER ALL OF THE QUESTIONS. THE INFORMATION YOU GIVE WILL BE USED FOR RESEARCH PURPOSES. YOUR NAME WILL NOT BE USED IN CONNECTION WITH ANY OF YOUR STATEMENTS OR CONCLUSIONS WITHOUT YOUR PERMISSION. RETURN TO AIR FORCE BASE INVESTIGATOR FOR FORWARDING TO FTD (TDETR), WRIGHT-PATTERSON AFB, OHIO 45433, IAW AFR 80-17. *(IF ADDITIONAL SHEETS ARE NEEDED FOR NARRATIVE OR SKETCHES ATTACH SECURELY TO THIS FORM OR ANNOTATE WITH YOUR NAME FOR IDENTIFICATION.)*

1. WHEN DID YOU SEE THE PHENOMENON? DAY 5 MONTH JULY YEAR 1968

2. WHAT TIME DID YOU FIRST SIGHT THE PHENOMENON? HOUR 2225 MINUTES _____ ☐ A.M. ☐ P.M.

3. WHAT TIME DID YOU LAST SIGHT THE PHENOMENON? HOUR 2227 MINUTES _____ ☐ A.M. ☐ P.M.

4. TIME/ZONE ☐ DAYLIGHT SAVINGS ☐ STANDARD

☑ EASTERN ☐ CENTRAL ☐ MOUNTAIN ☐ PACIFIC ☐ OTHER

5. WHERE WERE YOU WHEN YOU SAW THE PHENOMENON? IF IN CITY, GIVE THE NEAREST STREET ADDRESS AND INDICATE ON A HAND DRAWN MAP WHERE YOU WERE STANDING WITH REFERENCE TO THE ADDRESS. IF IN THE COUNTRY, IDENTIFY THE HIGHWAY YOU WERE ON OR NEAR AND TRY TO FIX A DISTANCE AND DIRECTION FROM SOME RECOGNIZABLE LANDMARK.

Jersey & W 3rd

6. IMAGINE YOU ARE AT THE POINT SHOWN IN THE SKETCH, PLACE AN "A" ON THE CURVED LINE TO SHOW HOW HIGH THE PHENOMENON WAS ABOVE THE HORIZON, OR SKYLINE, WHEN FIRST SEEN. PLACE A "B" ON THE SAME CURVED LINE TO SHOW HOW HIGH ABOVE THE HORIZON THE PHENOMENON WAS WHEN LAST SEEN.

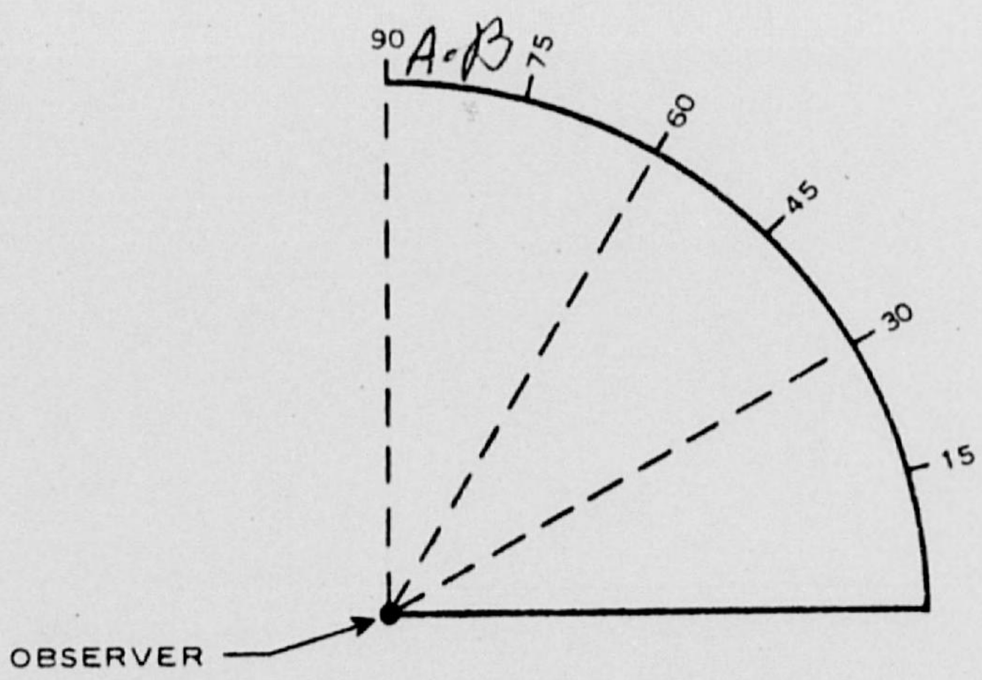

AF FORM AUG 67 117

10. IF THERE WERE MORE THAN ONE PHENOMENON, HOW MANY WERE THERE? DRAW A PICTURE TO SHOW HOW THEY WERE ARRANGED. DID THIS ARRANGEMENT CHANGE DURING THE SIGHTING?

11. CONDITIONS *(Check appropriate blocks.)*

A. SKY		B. WEATHER			
	DAY		CUMULUS CLOUDS *(Low fluffy)*		FOG OR MIST
	TWILIGHT		CIRRUS CLOUDS *(High fleecy or Herring-bone)*		HEAVY RAIN
✓	NIGHT				LIGHT RAIN OR DRIZZLE
✓	CLEAR		NIMBUS CLOUDS *(Rain)*		HAIL
	PARTLY CLOUDY		CUMULONIMBUS CLOUDS *(Thunderstorms)*		SNOW OR SLEET
	COMPLETELY OVERCAST				UNKNOWN
			HAZE OR SMOG		NONE OF THE ABOVE

C. IF THE SIGHTING WAS AT TWILIGHT OR NIGHT, WHAT DID YOU NOTICE ABOUT THE STARS AND MOON?

(1) STARS		(2) MOON			
	NONE		BRIGHT MOONLIGHT	X	NO MOONLIGHT
✓	A FEW		MOON WITH HALO		UNKNOWN
	MANY		MOON HIDDEN BY CLOUDS		
	UNKNOWN		PARTIAL *(New or quarter)*		

D. IF SIGHTING WAS IN DAYLIGHT, WAS THE SUN VISIBLE? ☐ YES ☐ NO. IF "YES," WHERE WAS THE SUN AS YOU FACED THE PHENOMENON?

	IN FRONT OF YOU		TO YOUR RIGHT		OVERHEAD *(Near noon)*
	IN BACK OF YOU		TO YOUR LEFT		UNKNOWN

E. SPECIFY THE MAJOR SOURCE OF ILLUMINATION PRESENT DURING THE SIGHTING, SUCH AS THE SUN, HEADLIGHTS OR STREET LAMP, ETC. FOR TERRESTRIAL ILLUMINATION, SPECIFY DISTANCE TO LIGHT SOURCE.

12. GIVE A BRIEF DESCRIPTION OF THE PHENOMENON, INDICATING WHETHER IT APPEARED DARK OR LIGHT, WHETHER IT REFLECTED LIGHT OR WAS SELF-LUMINOUS AND WHAT COLORS YOU NOTICED. DESCRIBE YOUR IMPRESSION OF WHETHER IT WAS SOLID OR TRANSPARENT, WHETHER EDGES WERE SHARP OR FUZZY. DESCRIBE THE SHAPE OR INDICATE IF IT APPEARED AS A POINT OF LIGHT. INDICATE COMPARISONS WITH OTHER OBSERVED OBJECTS, LIKE STARS, A LIGHT OR OTHER OBJECT IN YOUR FIELD OF VIEW.

circular
lights flashing around edge

8. WHERE WERE YOU WHEN YOU SAW THE PHENOMENON? *(Check appropriate blocks.)*

✓	OUTDOORS		IN BUSINESS SECTION OF CITY
	IN BUILDING	✓	IN RESIDENTIAL SECTION OF CITY
	IN CAR ☐ AS DRIVER ☐ AS PASSENGER		IN OPEN COUNTRYSIDE
	IN BOAT		NEAR AIRFIELD
	IN AIRPLANE ☐ AS PILOT ☐ AS PASSENGER		FLYING OVER CITY
	OTHER		FLYING OVER OPEN COUNTRY
			OTHER

A. IF YOU WERE IN A VEHICLE, COMPLETE THE FOLLOWING:

WHAT DIRECTION WERE YOU MOVING?				HOW FAST WERE YOU MOVING?
	NORTH		EAST	
	SOUTH		WEST	DID YOU STOP ANYTIME WHILE OBSERVING THE PHENOMENON?
	NORTHEAST		SOUTHEAST	
	NORTHWEST		SOUTHWEST	☐ YES ☐ NO

EXPLAIN WHETHER SUCH MOVEMENT AFFECTS YOUR SKETCHES IN ITEMS 5 AND 6.

DESCRIBE TYPE OF VEHICLE YOU WERE IN AND TYPE OF ROAD, TERRAIN OR BODY OF WATER YOU TRAVERSED DURING THE SIGHTING. STATE WHETHER WINDOWS OR CONVERTIBLE TOP WERE UP OR DOWN.

HOW MUCH OTHER TRAFFIC WAS THERE? quite a few cars

DID YOU NOTICE ANY AIRPLANES? ☐ YES ☑ NO. IF "YES," DESCRIBE WHEN THEY WERE IN SIGHT RELATIVE TO THE TIME OF SIGHTING THE PHENOMENON AND WHERE THEY WERE IN THE SKY RELATIVE TO THE POSITION OF THE PHENOMENON.

9. HOW LONG WAS THE PHENOMENON IN SIGHT?

LENGTH OF TIME				
2 min		CERTAIN OF TIME		NOT VERY SURE
	✓	FAIRLY CERTAIN		JUST A GUESS

HOW WAS TIME DETERMINED?

WAS THE PHENOMENON IN SIGHT CONTINUOUSLY? ☑ YES ☐ NO. IF "NO," INDICATE WHETHER THIS IS DUE TO YOUR MOVEMENT OR THE BEHAVIOR OF THE PHENOMENON, AND DESCRIBE SUCH MOVEMENT OR BEHAVIOR. INDICATE DISAPPEARANCES ON PREVIOUS SKETCHES.

15. DRAW A PICTURE THAT WILL SHOW THE SHAPE OF THE PHENOMENON. INCLUDE AND LABEL ANY DETAILS THAT MIGHT HAVE APPEARED AS WINGS OR PROTRUSIONS, AND INDICATE EXHAUST OR VAPOR TRAILS. INDICATE BY AN ARROW THE DIRECTION THE PHENOMENON WAS MOVING.



16. WHAT WAS THE ANGULAR SIZE? HOLD A MATCH AT ARM'S LENGTH IN FRONT OF A KNOWN OBJECT, SUCH AS A STREET LAMP OR THE MOON. NOTE HOW MUCH OF THE OBJECT IS COVERED BY THE HEAD OF THE MATCH. NOW IF YOU HAD BEEN ABLE TO PERFORM THIS EXPERIMENT AT THE TIME OF THE SIGHTING, ESTIMATE WHAT FRACTION OF THE PHENOMENON WOULD HAVE BEEN COVERED BY THE MATCH HEAD.

13. DID THE PHENOMENON	YES	NO	UNKNOWN
MOVE IN A STRAIGHT LINE?		✓	
STAND STILL AT ANYTIME?	✓		
SUDDENLY SPEED UP AND RUN AWAY?	✓		
BREAK UP IN PARTS AND EXPLODE?		✓	
CHANGE COLOR?		✓	
GIVE OFF SMOKE?		✓	
CHANGE BRIGHTNESS?		✓	
CHANGE SHAPE?		✓	
FLASH OR FLICKER?	✓		
DISAPPEAR AND REAPPEAR?		✓	
SPIN LIKE A TOP?			✓
MAKE A NOISE?		✓	
FLUTTER OR WOBBLE?	✓		

14. WHAT DREW YOUR ATTENTION TO THE PHENOMENON?

someone else

A. HOW DID IT FINALLY DISAPPEAR?

unknown

B. DID THE PHENOMENON MOVE BEHIND OR IN FRONT OF SOMETHING, LIKE A CLOUD, TREE, OR BUILDING AT ANY TIME?
☑ YES ☐ NO. IF "YES," DESCRIBE.

22. HAVE YOU EVER SEEN THIS OR A SIMILAR PHENOMENON BEFORE? ☐ YES ☐ NO. IF "YES," GIVE DATE AND LOCATION.

23. WAS ANYONE WITH YOU AT THE TIME YOU SAW THE PHENOMENON? ☐ YES ☐ NO. IF "YES," DID THEY SEE IT TOO? ☐ YES ☐ NO.

A. LIST THEIR NAMES AND ADDRESSES

24. GIVE THE FOLLOWING INFORMATION ABOUT YOURSELF

LAST NAME, FIRST NAME, MIDDLE NAME [redacted]

ADDRESS (Street, City, State and Zip Code) [redacted] Dayton

TELEPHONE (Area code and number) [redacted] | AGE | 1 | 4 | MALE | | FEMALE

INDICATE ADDITIONAL INFORMATION INCLUDING OCCUPATION AND ANY EXPERIENCE WHICH MAY BE PERTINENT.

25. WHEN AND TO WHOM DID YOU REPORT THAT YOU HAD SIGHTED THIS PHENOMENON?

NAME _____ DAY _____ MONTH _____ YEAR _____

26. DATE YOU COMPLETED THIS QUESTIONNAIRE.

DAY _____ MONTH _____ YEAR _____

17. DID YOU OBSERVE THE PHENOMENON THROUGH ANY OF THE FOLLOWING? INCLUDE INFORMATION ON MODEL, TYPE, FILTER, LENS PRESCRIPTION OR OTHER APPLICABLE DATA.

	EYEGLASSES		CAMERA VIEWER
	SUNGLASSES		BINOCULARS
	WINDSHIELD		TELESCOPE
	SIDE WINDOW OF VEHICLE		THEODOLITE
	WINDOWPANE		OTHER

A. DO YOU ORDINARILY WEAR GLASSES? ☐ YES ☐ NO

B. DO YOU USE READING GLASSES? ☐ YES ☐ NO

18. WHAT WAS YOUR IMPRESSION OF THE SPEED OF THE PHENOMENON? GIVE ESTIMATE OF SPEED _____

19. WHAT WAS YOUR IMPRESSION OF THE DISTANCE OF THE PHENOMENON? GIVE ESTIMATE OF DISTANCE _____.

20. IN ORDER THAT WE MAY OBTAIN AS CLEAR A PICTURE AS POSSIBLE OF WHAT YOU SAW, DESCRIBE IN YOUR OWN WORDS A COMMON OBJECT OR OBJECTS WHICH, WHEN PLACED IN THE SKY, SIMILAR TO WHERE YOU NOTED THE PHENOMENON, WOULD BEAR SOME RESEMBLANCE TO WHAT YOU SAW. DESCRIBE SIMILARITIES AND DIFFERENCES BETWEEN THE COMMON OBJECT AND WHAT YOU SAW.

21. DID YOU NOTICE ANY ODOR, NOISE, OR HEAT EMANATING FROM THE PHENOMENON OR ANY EFFECT ON YOURSELF, ANIMALS OR MACHINERY IN THE VICINITY? ☐ YES ☐ NO. IF "YES," DESCRIBE.

A. DID THE PHENOMENON DISTURB THE GROUND OR LEAVE ANY PHYSICAL EVIDENCE. ☐ YES ☐ NO. IF "YES," DESCRIBE.

5 Jul 68

DEPARTMENT OF THE AIR FORCE
HEADQUARTERS FOREIGN TECHNOLOGY DIVISION (AFSC)
WRIGHT-PATTERSON AIR FORCE BASE, OHIO 45433

REPLY TO ATTN OF: TDPT (UFO)

SUBJECT: UFO Observation , 5 July 1968

JUL 10 1968

TO: [redacted]
Dayton, Ohio 45417

Reference your recent unidentified flying object sighting which you reported to the Air Force. The information which we have received is not sufficient for a scientific investigation. Request you complete the attached AF Form 117 and return it in the self-addressed envelope. Thank you for reporting your observation to the Air Force.

HECTOR QUINTANILLA, Jr, Lt Colonel, USAF
Chief, Aerial Phenomena Office
Aerospace Technologies Division
Production Directorate

1 Atch
AF Form 117 w/envelope

DEPARTMENT OF THE AIR FORCE
HEADQUARTERS FOREIGN TECHNOLOGY DIVISION (AFSC)
WRIGHT-PATTERSON AIR FORCE BASE, OHIO 45433

REPLY TO ATTN OF: TDPT (UFO)

SUBJECT: UFO Observation, 5 July 1968

JUL 10 1968

TO: [redacted]
Dayton, Ohio 45417

Reference your recent unidentified flying object sighting which you reported to the Air Force. The information which we have received is not sufficient for a scientific investigation. Request you complete the attached AF Form 117 and return it in the self-addressed envelope. Thank you for reporting your observation to the Air Force.

HECTOR QUINTANILLA, Jr, Lt Colonel, USAF
Chief, Aerial Phenomena Office
Aerospace Technologies Division
Production Directorate

1 Atch
AF Form 117 w/envelope

DEPARTMENT OF THE AIR FORCE
HEADQUARTERS FOREIGN TECHNOLOGY DIVISION (AFSC)
WRIGHT-PATTERSON AIR FORCE BASE, OHIO 45433

REPLY TO ATTN OF: TDPT (UFO)

JUL 10 1968

SUBJECT: UFO Observation , 5 July 1968

TO: [redacted]
Dayton, Ohio 45417

Reference your recent unidentified flying object sighting which you reported to the Air Force. The information which we have received is not sufficient for a scientific investigation. Request you complete the attached AF Form 117 and return it in the self-addressed envelope. Thank you for reporting your observation to the Air Force.

HECTOR QUINTANILLA, Jr, Lt Colonel, USAF
Chief, Aerial Phenomena Office
Aerospace Technologies Division
Production Directorate

1 Atch
AF Form 117 w/envelope

DEPARTMENT OF THE AIR FORCE
HEADQUARTERS FOREIGN TECHNOLOGY DIVISION (AFSC)
WRIGHT-PATTERSON AIR FORCE BASE, OHIO 45433

REPLY TO ATTN OF: TDPT (UFO)

JUL 10 1968

SUBJECT: UFO Observation, 5 July 1968

JUL 10 1968

TO: [redacted]
Dayton, Ohio 45417

Reference your recent unidentified flying object sighting which you reported to the Air Force. The information which we have received is not sufficient for a scientific investigation. Request you complete the attached AF Form 117 and return it in the self-addressed envelope. Thank you for reporting your observation to the Air Force.

HECTOR QUINTANILLA, Jr, Lt Colonel, USAF
Chief, Aerial Phenomena Office
Aerospace Technologies Division
Production Directorate

1 Atch
AF Form 117 w/envelope

6A. NOW IMAGINE YOU ARE AT THE CENTER OF THE COMPASS ROSE. PLACE AN "A" ON THE COMPASS TO INDICATE THE DIRECTION TO THE PHENOMENON WHEN FIRST SEEN. PLACE A "B" ON THE COMPASS TO INDICATE THE DIRECTION TO THE PHENOMENON WHEN LAST SEEN.

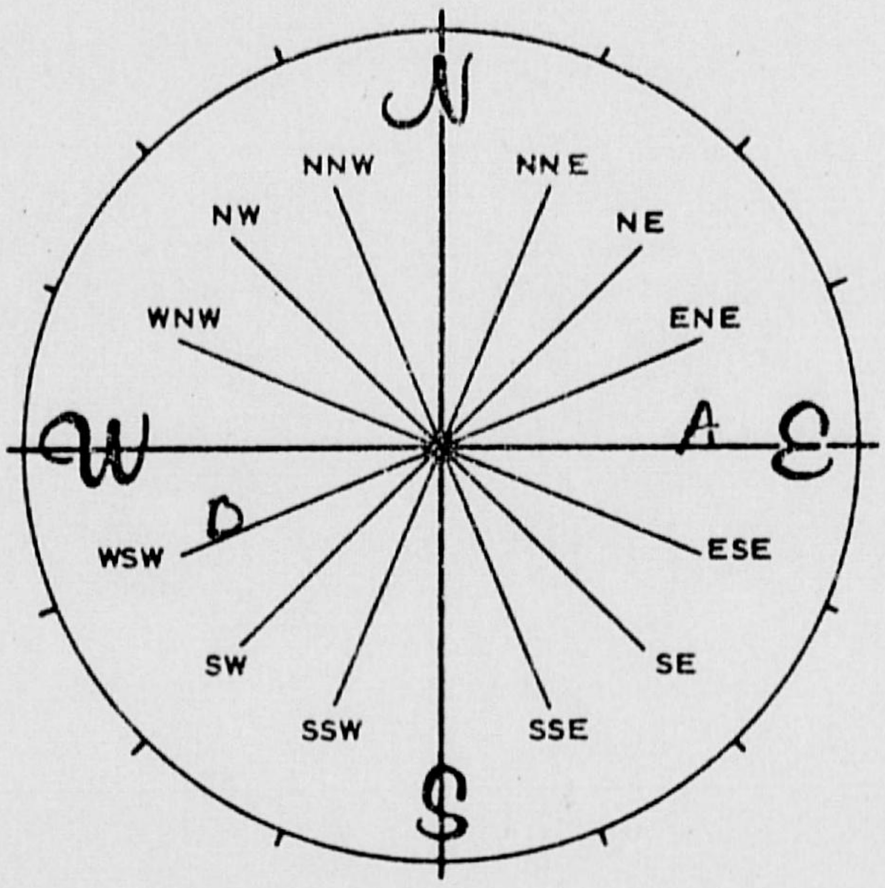

7. IN THE SKETCH BELOW, PLACE AN "A" AT THE POSITION OF THE PHENOMENON WHEN FIRST SEEN, AND A "B" AT THE POSITION OF THE PHENOMENON WHEN LAST SEEN. CONNECT THE "A" AND "B" WITH A LINE TO APPROXIMATE THE MOVEMENT OF THE PHENOMENON BETWEEN "A" AND "B". THAT IS, SCHEMATICALLY SHOW WHETHER THE MOVEMENT APPEARED TO BE STRAIGHT, CURVED OR ZIG-ZAG. REFER TO SMALLER SKETCH AS AN EXAMPLE OF HOW TO COMPLETE THE LARGER SKETCH.

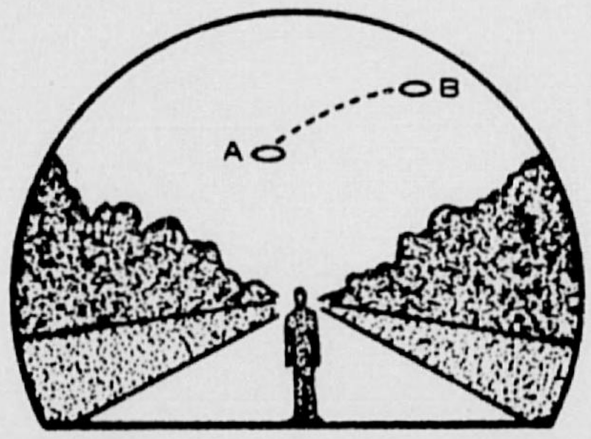



6A. NOW IMAGINE YOU ARE AT THE CENTER OF THE COMPASS ROSE. PLACE AN "A" ON THE COMPASS TO INDICATE THE DIRECTION TO THE PHENOMENON WHEN FIRST SEEN. PLACE A "B" ON THE COMPASS TO INDICATE THE DIRECTION TO THE PHENOMENON WHEN LAST SEEN.

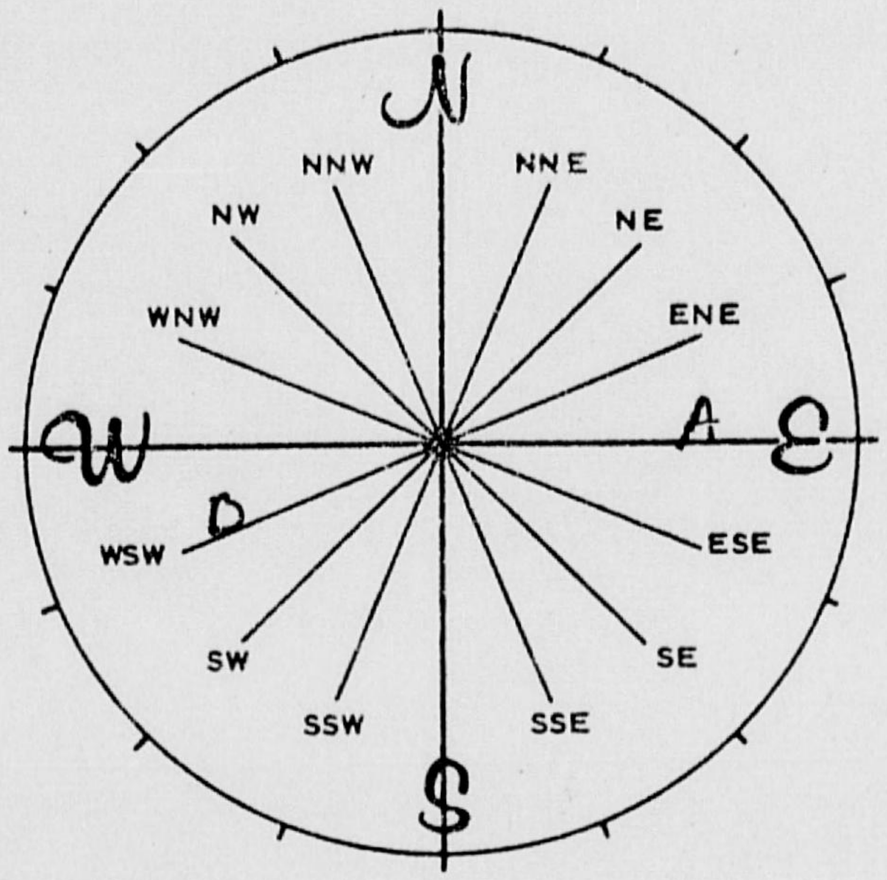

7. IN THE SKETCH BELOW, PLACE AN "A" AT THE POSITION OF THE PHENOMENON WHEN FIRST SEEN, AND A "B" AT THE POSITION OF THE PHENOMENON WHEN LAST SEEN. CONNECT THE "A" AND "B" WITH A LINE TO APPROXIMATE THE MOVEMENT OF THE PHENOMENON BETWEEN "A" AND "B". THAT IS, SCHEMATICALLY SHOW WHETHER THE MOVEMENT APPEARED TO BE STRAIGHT, CURVED OR ZIG-ZAG. REFER TO SMALLER SKETCH AS AN EXAMPLE OF HOW TO COMPLETE THE LARGER SKETCH.



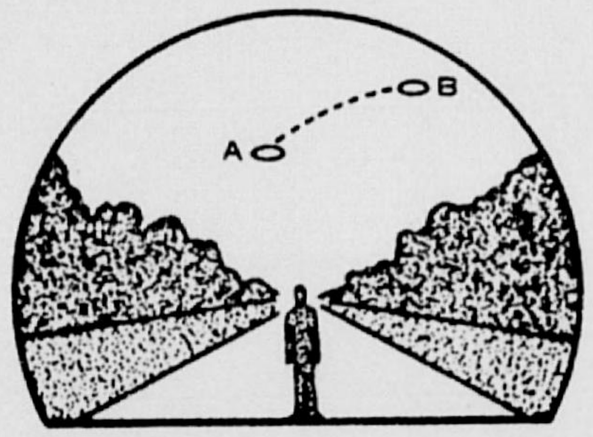

SIGHTING OF UNIDENTIFIED PHENOMENA QUESTIONNAIRE

BUDGET BUREAU APPROVAL NUMBER 21-R288

THIS QUESTIONNAIRE HAS BEEN PREPARED SO THAT YOU CAN GIVE THE U.S. AIR FORCE AS MUCH INFORMATION AS POSSIBLE CONCERNING THE UNIDENTIFIED PHENOMENON THAT YOU HAVE OBSERVED. PLEASE TRY TO ANSWER ALL OF THE QUESTIONS. THE INFORMATION YOU GIVE WILL BE USED FOR RESEARCH PURPOSES. YOUR NAME WILL NOT BE USED IN CONNECTION WITH ANY OF YOUR STATEMENTS OR CONCLUSIONS WITHOUT YOUR PERMISSION. RETURN TO AIR FORCE BASE INVESTIGATOR FOR FORWARDING TO FTD (TDETR), WRIGHT-PATTERSON AFB, OHIO 45433, IAW AFR 80-17. *(IF ADDITIONAL SHEETS ARE NEEDED FOR NARRATIVE OR SKETCHES ATTACH SECURELY TO THIS FORM OR ANNOTATE WITH YOUR NAME FOR IDENTIFICATION.)*

1. WHEN DID YOU SEE THE PHENOMENON? DAY 5 JULY MONTH _____ YEAR 1966

2. WHAT TIME DID YOU FIRST SIGHT THE PHENOMENON? HOUR 2205 MINUTES _____ ☐ A.M. ☐ P.M.

3. WHAT TIME DID YOU LAST SIGHT THE PHENOMENON? HOUR 2210 MINUTES _____ ☐ A.M. ☐ P.M.

4. TIME/ZONE ☐ DAYLIGHT SAVINGS ☐ STANDARD
☐ EASTERN ☐ CENTRAL ☐ MOUNTAIN ☐ PACIFIC ☐ OTHER

5. WHERE WERE YOU WHEN YOU SAW THE PHENOMENON? IF IN CITY, GIVE THE NEAREST STREET ADDRESS AND INDICATE ON A HAND DRAWN MAP WHERE YOU WERE STANDING WITH REFERENCE TO THE ADDRESS. IF IN THE COUNTRY, IDENTIFY THE HIGHWAY YOU WERE ON OR NEAR AND TRY TO FIX A DISTANCE AND DIRECTION FROM SOME RECOGNIZABLE LANDMARK.

[redacted] ardmore.

6. IMAGINE YOU ARE AT THE POINT SHOWN IN THE SKETCH, PLACE AN "A" ON THE CURVED LINE TO SHOW HOW HIGH THE PHENOMENON WAS ABOVE THE HORIZON, OR SKYLINE. WHEN FIRST SEEN. PLACE A "B" ON THE SAME CURVED LINE TO SHOW HOW HIGH ABOVE THE HORIZON THE PHENOMENON WAS WHEN LAST SEEN.

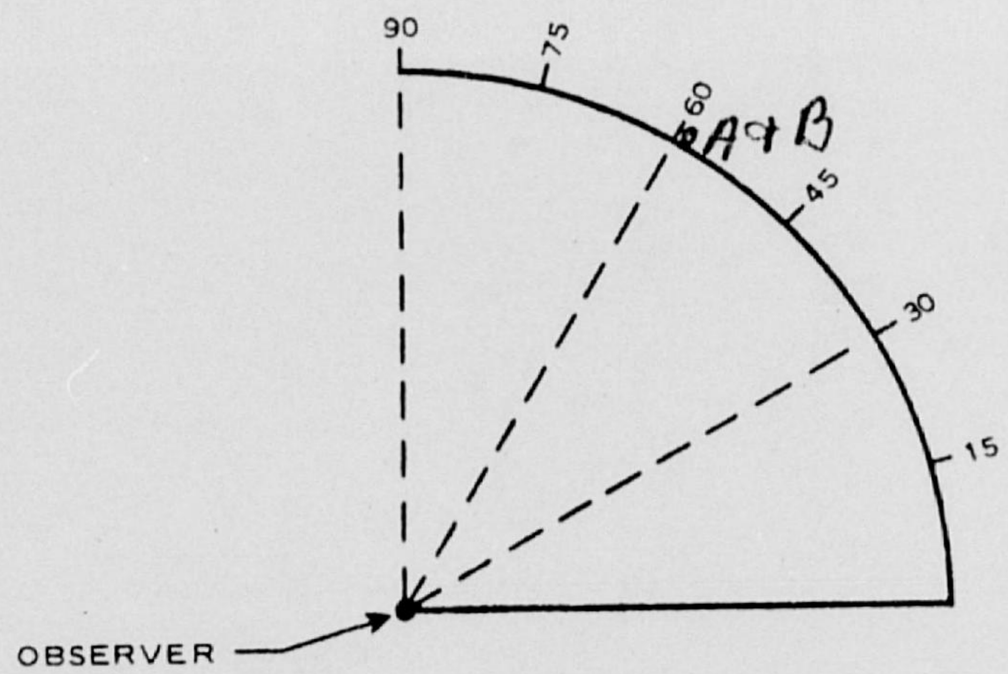

AF FORM AUG 67 117

10. IF THERE WERE MORE THAN ONE PHENOMENON, HOW MANY WERE THERE? DRAW A PICTURE TO SHOW HOW THEY WERE ARRANGED. DID THIS ARRANGEMENT CHANGE DURING THE SIGHTING?

1

11. CONDITIONS *(Check appropriate blocks.)*

A. SKY		B. WEATHER			
	DAY		CUMULUS CLOUDS *(Low fluffy)*		FOG OR MIST
	TWILIGHT		CIRRUS CLOUDS *(High fleecy or Herring-bone)*		HEAVY RAIN
✓	NIGHT				LIGHT RAIN OR DRIZZLE
	CLEAR		NIMBUS CLOUDS *(Rain)*		HAIL
	PARTLY CLOUDY		CUMULONIMBUS CLOUDS *(Thunderstorms)*		SNOW OR SLEET
	COMPLETELY OVERCAST				UNKNOWN
			HAZE OR SMOG	✓	NONE OF THE ABOVE

C. IF THE SIGHTING WAS AT TWILIGHT OR NIGHT, WHAT DID YOU NOTICE ABOUT THE STARS AND MOON?

(1) STARS		(2) MOON			
	NONE	✓	BRIGHT MOONLIGHT		NO MOONLIGHT
✓	A FEW		MOON WITH HALO		UNKNOWN
	MANY		MOON HIDDEN BY CLOUDS		
	UNKNOWN		PARTIAL *(New or quarter)*		

D. IF SIGHTING WAS IN DAYLIGHT, WAS THE SUN VISIBLE? ☐ YES ☐ NO. IF "YES," WHERE WAS THE SUN AS YOU FACED THE PHENOMENON?

	IN FRONT OF YOU		TO YOUR RIGHT		OVERHEAD *(Near noon)*
	IN BACK OF YOU		TO YOUR LEFT		UNKNOWN

E. SPECIFY THE MAJOR SOURCE OF ILLUMINATION PRESENT DURING THE SIGHTING, SUCH AS THE SUN, HEADLIGHTS OR STREET LAMP, ETC. FOR TERRESTRIAL ILLUMINATION, SPECIFY DISTANCE TO LIGHT SOURCE.

bright + twinkling

12. GIVE A BRIEF DESCRIPTION OF THE PHENOMENON, INDICATING WHETHER IT APPEARED DARK OR LIGHT, WHETHER IT REFLECTED LIGHT OR WAS SELF-LUMINOUS AND WHAT COLORS YOU NOTICED. DESCRIBE YOUR IMPRESSION OF WHETHER IT WAS SOLID OR TRANSPARENT, WHETHER EDGES WERE SHARP OR FUZZY. DESCRIBE THE SHAPE OR INDICATE IF IT APPEARED AS A POINT OF LIGHT. INDICATE COMPARISONS WITH OTHER OBSERVED OBJECTS, LIKE STARS, A LIGHT OR OTHER OBJECT IN YOUR FIELD OF VIEW.

self - luminous
solid - square - fuzzy

8. WHERE WERE YOU WHEN YOU SAW THE PHENOMENON? *(Check appropriate blocks.)*

✓	OUTDOORS		IN BUSINESS SECTION OF CITY
	IN BUILDING	✓	IN RESIDENTIAL SECTION OF CITY
✓	IN CAR ☑ AS DRIVER ☐ AS PASSENGER		IN OPEN COUNTRYSIDE
	IN BOAT		NEAR AIRFIELD
	IN AIRPLANE ☐ AS PILOT ☐ AS PASSENGER		FLYING OVER CITY
	OTHER		FLYING OVER OPEN COUNTRY
			OTHER

A. IF YOU WERE IN A VEHICLE, COMPLETE THE FOLLOWING:

WHAT DIRECTION WERE YOU MOVING?				HOW FAST WERE YOU MOVING?
	NORTH		EAST	
	SOUTH		WEST	DID YOU STOP ANYTIME WHILE OBSERVING THE PHENOMENON?
	NORTHEAST		SOUTHEAST	
	NORTHWEST		SOUTHWEST	☐ YES ☐ NO

EXPLAIN WHETHER SUCH MOVEMENT AFFECTS YOUR SKETCHES IN ITEMS 5 AND 6.

DESCRIBE TYPE OF VEHICLE YOU WERE IN AND TYPE OF ROAD, TERRAIN OR BODY OF WATER YOU TRAVERSED DURING THE SIGHTING. STATE WHETHER WINDOWS OR CONVERTIBLE TOP WERE UP OR DOWN.

HOW MUCH OTHER TRAFFIC WAS THERE?

1 or 2 cars

DID YOU NOTICE ANY AIRPLANES? ☐ YES ☑ NO. IF "YES," DESCRIBE WHEN THEY WERE IN SIGHT RELATIVE TO THE TIME OF SIGHTING THE PHENOMENON AND WHERE THEY WERE IN THE SKY RELATIVE TO THE POSITION OF THE PHENOMENON.

9. HOW LONG WAS THE PHENOMENON IN SIGHT?

LENGTH OF TIME				
5-10	✓	CERTAIN OF TIME		NOT VERY SURE
		FAIRLY CERTAIN		JUST A GUESS

HOW WAS TIME DETERMINED?

WAS THE PHENOMENON IN SIGHT CONTINUOUSLY? ☐ YES ☑ NO. IF "NO," INDICATE WHETHER THIS IS DUE TO YOUR MOVEMENT OR THE BEHAVIOR OF THE PHENOMENON, AND DESCRIBE SUCH MOVEMENT OR BEHAVIOR. INDICATE DISAPPEARANCES ON PREVIOUS SKETCHES.

disappeared between trees and houses

15. DRAW A PICTURE THAT WILL SHOW THE SHAPE OF THE PHENOMENON. INCLUDE AND LABEL ANY DETAILS THAT MIGHT HAVE APPEARED AS WINGS OR PROTRUSIONS, AND INDICATE EXHAUST OR VAPOR TRAILS. INDICATE BY AN ARROW THE DIRECTION THE PHENOMENON WAS MOVING.

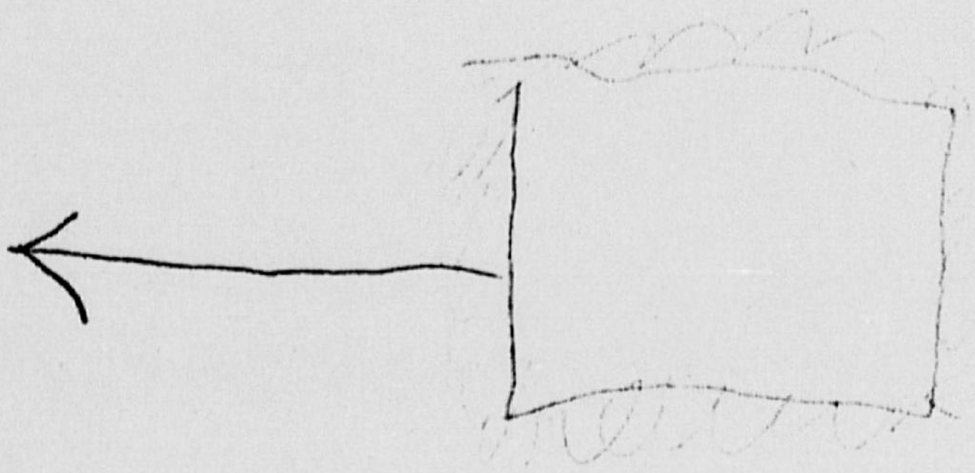

16. WHAT WAS THE ANGULAR SIZE? HOLD A MATCH AT ARM'S LENGTH IN FRONT OF A KNOWN OBJECT, SUCH AS A STREET LAMP OR THE MOON. NOTE HOW MUCH OF THE OBJECT IS COVERED BY THE HEAD OF THE MATCH. NOW IF YOU HAD BEEN ABLE TO PERFORM THIS EXPERIMENT AT THE TIME OF THE SIGHTING, ESTIMATE WHAT FRACTION OF THE PHENOMENON WOULD HAVE BEEN COVERED BY THE MATCH HEAD.

13. DID THE PHENOMENON	YES	NO	UNKNOWN
MOVE IN A STRAIGHT LINE?	✓		
STAND STILL AT ANYTIME?		✓	
SUDDENLY SPEED UP AND RUN AWAY?		✓	
BREAK UP IN PARTS AND EXPLODE?		✓	
CHANGE COLOR?		✓	
GIVE OFF SMOKE?		✓	
CHANGE BRIGHTNESS?		✓	
CHANGE SHAPE?		✓	
FLASH OR FLICKER?	✓		
DISAPPEAR AND REAPPEAR?		✓	
SPIN LIKE A TOP?		✓	
MAKE A NOISE?		✓	
FLUTTER OR WOBBLE?		✓	

14. WHAT DREW YOUR ATTENTION TO THE PHENOMENON?

A. HOW DID IT FINALLY DISAPPEAR?

just disappeared

B. DID THE PHENOMENON MOVE BEHIND OR IN FRONT OF SOMETHING, LIKE A CLOUD, TREE, OR BUILDING AT ANY TIME?
☑ YES ☐ NO. IF "YES," DESCRIBE.

22. HAVE YOU EVER SEEN THIS OR A SIMILAR PHENOMENON BEFORE? ☐ YES ☑ NO. IF "YES," GIVE DATE AND LOCATION.

23. WAS ANYONE WITH YOU AT THE TIME YOU SAW THE PHENOMENON? ☑ YES ☐ NO. IF "YES," DID THEY SEE IT TOO? ☑ YES ☐ NO.

A. LIST THEIR NAMES AND ADDRESSES

[redacted]

Jeff Ann
2450

24. GIVE THE FOLLOWING INFORMATION ABOUT YOURSELF

LAST NAME, FIRST NAME, MIDDLE NAME

[redacted]

ADDRESS (Street, City, State and Zip Code)

DAYTON

TELEPHONE (Area code and number)	AGE		MALE		FEMALE
[redacted]	18	✓			

INDICATE ADDITIONAL INFORMATION INCLUDING OCCUPATION AND ANY EXPERIENCE WHICH MAY BE PERTINENT.

25. WHEN AND TO WHOM DID YOU REPORT THAT YOU HAD SIGHTED THIS PHENOMENON?

NAME _____ DAY _____ MONTH _____ YEAR _____

26. DATE YOU COMPLETED THIS QUESTIONNAIRE.

DAY _____ MONTH _____ YEAR _____

17. DID YOU OBSERVE THE PHENOMENON THROUGH ANY OF THE FOLLOWING? INCLUDE INFORMATION ON MODEL, TYPE, FILTER, LENS PRESCRIPTION OR OTHER APPLICABLE DATA.

☐	EYEGLASSES	☐	CAMERA VIEWER
☐	SUNGLASSES	☐	BINOCULARS
☐	WINDSHIELD	☐	TELESCOPE
☐	SIDE WINDOW OF VEHICLE	☐	THEODOLITE
☐	WINDOWPANE	☐	OTHER

A. DO YOU ORDINARILY WEAR GLASSES? ☐ YES ☑ NO

B. DO YOU USE READING GLASSES? ☐ YES ☑ NO

18. WHAT WAS YOUR IMPRESSION OF THE SPEED OF THE PHENOMENON? GIVE ESTIMATE OF SPEED 70 MPH

19. WHAT WAS YOUR IMPRESSION OF THE DISTANCE OF THE PHENOMENON? GIVE ESTIMATE OF DISTANCE 2-3 MILES

20. IN ORDER THAT WE MAY OBTAIN AS CLEAR A PICTURE AS POSSIBLE OF WHAT YOU SAW, DESCRIBE IN YOUR OWN WORDS A COMMON OBJECT OR OBJECTS WHICH, WHEN PLACED IN THE SKY, SIMILAR TO WHERE YOU NOTED THE PHENOMENON, WOULD BEAR SOME RESEMBLANCE TO WHAT YOU SAW. DESCRIBE SIMILARITIES AND DIFFERENCES BETWEEN THE COMMON OBJECT AND WHAT YOU SAW.

NONE

21. DID YOU NOTICE ANY ODOR, NOISE, OR HEAT EMANATING FROM THE PHENOMENON OR ANY EFFECT ON YOURSELF, ANIMALS OR MACHINERY IN THE VICINITY? ☐ YES ☑ NO. IF "YES," DESCRIBE.

A. DID THE PHENOMENON DISTURB THE GROUND OR LEAVE ANY PHYSICAL EVIDENCE. ☐ YES ☑ NO. IF "YES," DESCRIBE.

DEPARTMENT OF THE AIR FORCE
HEADQUARTERS FOREIGN TECHNOLOGY DIVISION (AFSC)
WRIGHT-PATTERSON AIR FORCE BASE, OHIO 45433

REPLY TO ATTN OF: TDPT (UFO)

JUL 10 1968

SUBJECT: UFO Observation, 5 July 1968

TO: [redacted]
Newport, Virginia 24501

Reference your recent unidentified flying object sighting which you reported to the Air Force. The information which we have received is not sufficient for a scientific investigation. Request you complete the attached AF Form 117 and return it in the self-addressed envelope. Thank you for reporting your observation to the Air Force.

HECTOR QUINTANILLA, Jr, Lt Colonel, USAF
Chief, Aerial Phenomena Office
Aerospace Technologies Division
Production Directorate

1 Atch
AF Form 117 w/envelope

FTD (TD-PT(UFO))
WRIGHT-PATTERSON AFB, OHIO 45433

UNITED STATES AIR FORCE
OFFICIAL BUSINESS

POSTAGE AND FEES PAID

RETURNED TO WRITER
REASON CHECKED
Unclaimed
Unknown
Insufficient address
Moved, Left no. address
No such post office in state
Do not remail in this envelope

FIRST CLASS

LYNCHBURG, VA.
JUL 13 AM

[redacted]
Newport, Virginia 24501

FTD FORM JUL 61 383 This form supersedes ATIC Form Nr. 383, dated Dec 60, which is obsolete.

DEPARTMENT OF THE AIR FORCE
HEADQUARTERS FOREIGN TECHNOLOGY DIVISION (AFSC)
WRIGHT-PATTERSON AIR FORCE BASE, OHIO 45433

REPLY TO ATTN OF: TDPT (UFO)

JUL 10 1968

SUBJECT: UFO Observation, 5 July 1968

TO: [redacted]
Newport, Virginia 24501

Reference your recent unidentified flying object sighting which you reported to the Air Force. The information which we have received is not sufficient for a scientific investigation. Request you complete the attached AF Form 117 and return it in the self-addressed envelope. Thank you for reporting your observation to the Air Force.

HECTOR QUINTANILLA, Jr, Lt Colonel, USAF
Chief, Aerial Phenomena Office
Aerospace Technologies Division
Production Directorate

1 Atch
AF Form 117 w/envelope

FTD (TD-PT(UFO))
WRIGHT-PATTERSON AFB, OHIO 45433

UNITED STATES AIR FORCE
OFFICIAL BUSINESS

POSTAGE AND FEES PAID

RETURNED TO WRITER
REASON CHECKED
Unclaimed
Unknown
Insufficient address
Moved, Left no address
No such post office in state
Do not remail in this envelope

FIRST CLASS

LYNCHBURG, VA.
JUL 13 AM

[redacted]
Newport, Virginia ~~24501~~

FTD FORM JUL 61 383 This form supersedes ATIC Form Nr. 383, dated Dec 60, which is obsolete.

5 Jul 68

DEPARTMENT OF THE AIR FORCE
HEADQUARTERS FOREIGN TECHNOLOGY DIVISION (AFSC)
WRIGHT-PATTERSON AIR FORCE BASE, OHIO 45433

REPLY TO ATTN OF: TDPT (UFO)

JUL 10 1968

SUBJECT: UFO Observation, 5 July 1968

TO: [redacted]
Dayton, Ohio 45420

Reference your recent unidentified flying object sighting which you reported to the Air Force. The information which we have received is not sufficient for a scientific investigation. Request you complete the attached AF Form 117 and return it in the self-addressed envelope. Thank you for reporting your observation to the Air Force.

HECTOR QUINTANILLA, Jr, Lt Colonel, USAF
Chief, Aerial Phenomena Office
Aerospace Technologies Division
Production Directorate

1 Atch
AF Form 117 w/envelope

6A. NOW IMAGINE YOU ARE AT THE CENTER OF THE COMPASS ROSE. PLACE AN "A" ON THE COMPASS TO INDICATE THE DIRECTION TO THE PHENOMENON WHEN FIRST SEEN. PLACE A "B" ON THE COMPASS TO INDICATE THE DIRECTION TO THE PHENOMENON WHEN LAST SEEN.

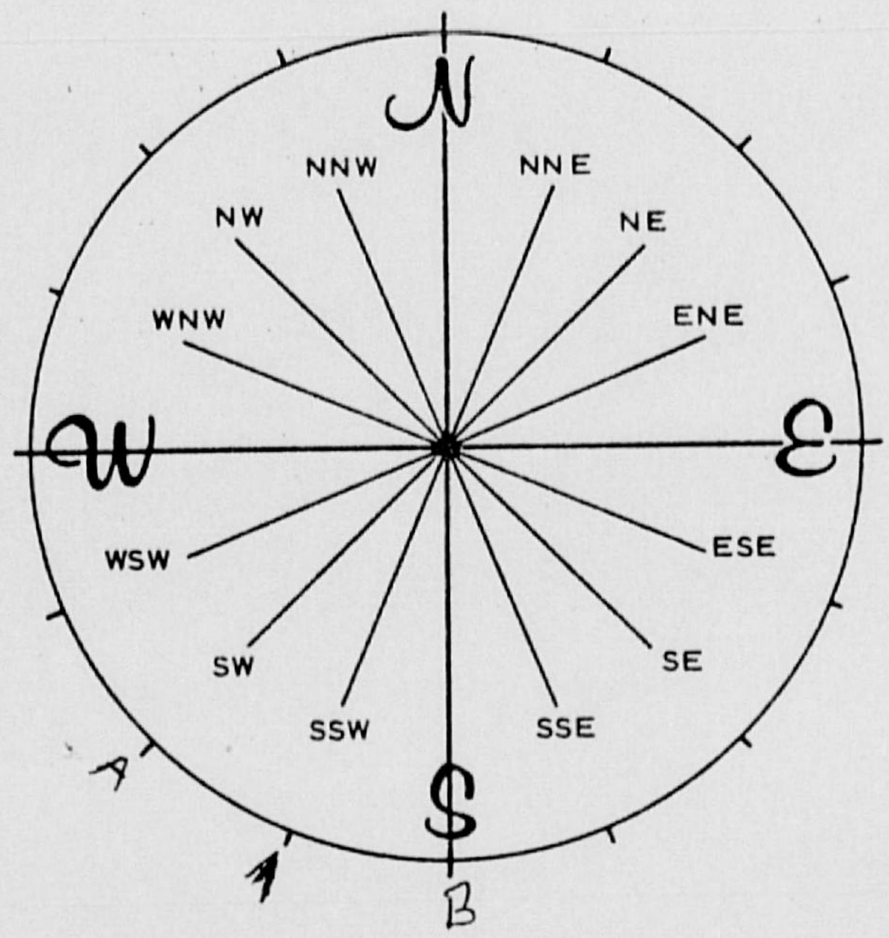

7. IN THE SKETCH BELOW, PLACE AN "A" AT THE POSITION OF THE PHENOMENON WHEN FIRST SEEN, AND A "B" AT THE POSITION OF THE PHENOMENON WHEN LAST SEEN. CONNECT THE "A" AND "B" WITH A LINE TO APPROXIMATE THE MOVEMENT OF THE PHENOMENON BETWEEN "A" AND "B". THAT IS, SCHEMATICALLY SHOW WHETHER THE MOVEMENT APPEARED TO BE STRAIGHT, CURVED OR ZIG-ZAG. REFER TO SMALLER SKETCH AS AN EXAMPLE OF HOW TO COMPLETE THE LARGER SKETCH.



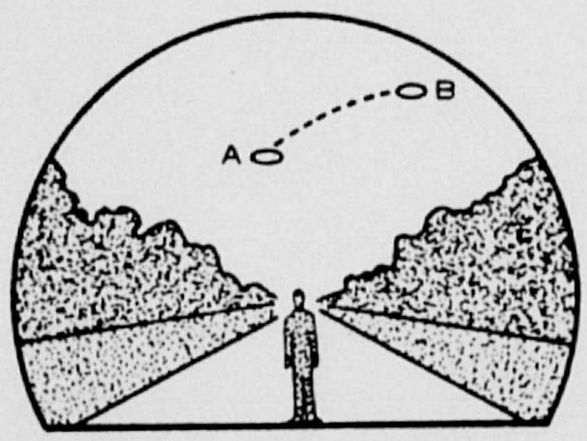

SIGHTING OF UNIDENTIFIED PHENOMENA QUESTIONNAIRE

BUDGET BUREAU APPROVAL NUMBER 21-R258

THIS QUESTIONNAIRE HAS BEEN PREPARED SO THAT YOU CAN GIVE THE U.S. AIR FORCE AS MUCH INFORMATION AS POSSIBLE CONCERNING THE UNIDENTIFIED PHENOMENON THAT YOU HAVE OBSERVED. PLEASE TRY TO ANSWER ALL OF THE QUESTIONS. THE INFORMATION YOU GIVE WILL BE USED FOR RESEARCH PURPOSES YOUR NAME WILL NOT BE USED IN CONNECTION WITH ANY OF YOUR STATEMENTS OR CONCLUSIONS WITHOUT YOUR PERMISSION. RETURN TO AIR FORCE BASE INVESTIGATOR FOR FORWARDING TO FTD (TDETR), WRIGHT-PATTERSON AFB, OHIO 45433, IAW AFR 80-17. *(IF ADDITIONAL SHEETS ARE NEEDED FOR NARRATIVE OR SKETCHES ATTACH SECURELY TO THIS FORM OR ANNOTATE WITH YOUR NAME FOR IDENTIFICATION.)*

1. WHEN DID YOU SEE THE PHENOMENON?

DAY 5th MONTH July YEAR 1968

2. WHAT TIME DID YOU FIRST SIGHT THE PHENOMENON?

HOUR 10 MINUTES 30 ☐ A.M. ☒ P.M.

3. WHAT TIME DID YOU LAST SIGHT THE PHENOMENON?

HOUR 10 MINUTES 35 ☐ A.M. ☒ P.M.

4. TIME / ZONE ☒ DAYLIGHT SAVINGS ☐ STANDARD

☒ EASTERN ☐ CENTRAL ☐ MOUNTAIN ☐ PACIFIC ☐ OTHER

5. WHERE WERE YOU WHEN YOU SAW THE PHENOMENON? IF IN CITY, GIVE THE NEAREST STREET ADDRESS AND INDICATE ON A HAND DRAWN MAP WHERE YOU WERE STANDING WITH REFERENCE TO THE ADDRESS. IF IN THE COUNTRY, IDENTIFY THE HIGHWAY YOU WERE ON OR NEAR AND TRY TO FIX A DISTANCE AND DIRECTION FROM SOME RECOGNIZABLE LANDMARK.

Belmont Auto Theatre - Right off County Line Rd.
facing West - object came from Southwest of Screen.

6. IMAGINE YOU ARE AT THE POINT SHOWN IN THE SKETCH, PLACE AN "A" ON THE CURVED LINE TO SHOW HOW HIGH THE PHENOMENON WAS ABOVE THE HORIZON, OR SKYLINE, WHEN FIRST SEEN. PLACE A "B" ON THE SAME CURVED LINE TO SHOW HOW HIGH ABOVE THE HORIZON THE PHENOMENON WAS WHEN LAST SEEN.

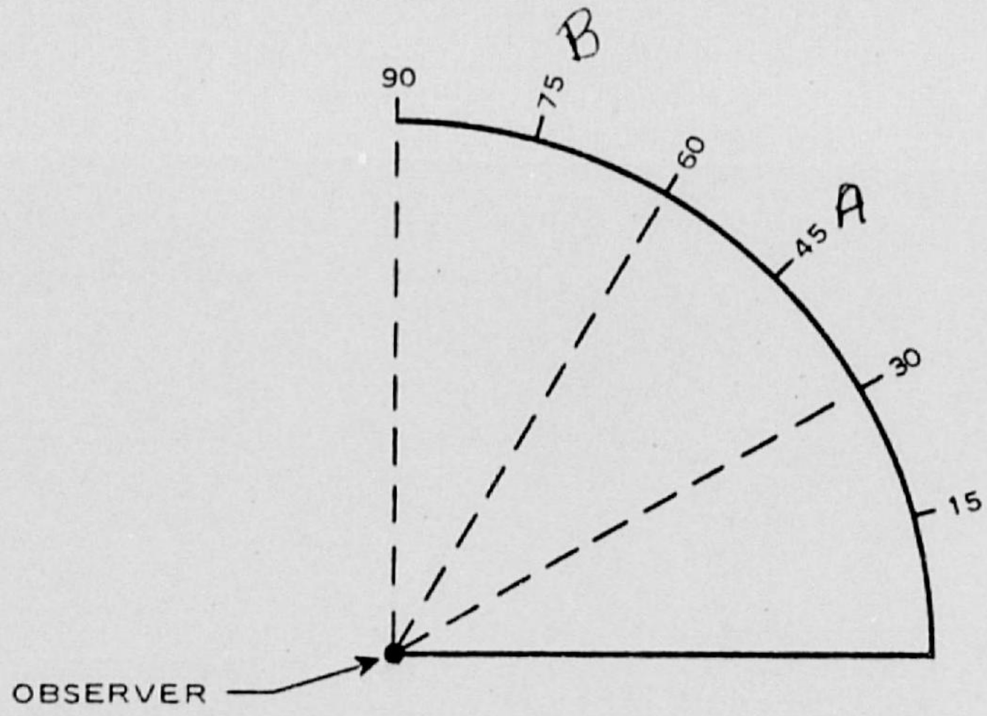

AF FORM AUG 67 117

10. IF THERE WERE MORE THAN ONE PHENOMENON, HOW MANY WERE THERE? DRAW A PICTURE TO SHOW HOW THEY WERE ARRANGED. DID THIS ARRANGEMENT CHANGE DURING THE SIGHTING?

11. CONDITIONS *(Check appropriate blocks.)*

A. SKY		B. WEATHER			
	DAY		CUMULUS CLOUDS *(Low fluffy)*		FOG OR MIST
	TWILIGHT		CIRRUS CLOUDS *(High fleecy or Herring-bone)*		HEAVY RAIN
✓	NIGHT				LIGHT RAIN OR DRIZZLE
✓	CLEAR		NIMBUS CLOUDS *(Rain)*		HAIL
	PARTLY CLOUDY		CUMULONIMBUS CLOUDS *(Thunderstorms)*		SNOW OR SLEET
	COMPLETELY OVERCAST				UNKNOWN
			HAZE OR SMOG		NONE OF THE ABOVE

C. IF THE SIGHTING WAS AT TWILIGHT OR NIGHT, WHAT DID YOU NOTICE ABOUT THE STARS AND MOON?

(1) STARS		(2) MOON		
✓	NONE		BRIGHT MOONLIGHT		NO MOONLIGHT
✓	A FEW		MOON WITH HALO	X	UNKNOWN Not noticed
	MANY		MOON HIDDEN BY CLOUDS		
	UNKNOWN		PARTIAL *(New or quarter)*		

D. IF SIGHTING WAS IN DAYLIGHT, WAS THE SUN VISIBLE? ☐ YES ☐ NO. IF "YES," WHERE WAS THE SUN AS YOU FACED THE PHENOMENON?

	IN FRONT OF YOU		TO YOUR RIGHT		OVERHEAD *(Near noon)*
	IN BACK OF YOU		TO YOUR LEFT		UNKNOWN

E. SPECIFY THE MAJOR SOURCE OF ILLUMINATION PRESENT DURING THE SIGHTING, SUCH AS THE SUN, HEADLIGHTS OR STREET LAMP, ETC. FOR TERRESTRIAL ILLUMINATION, SPECIFY DISTANCE TO LIGHT SOURCE.

Only Light From Screen.

12. GIVE A BRIEF DESCRIPTION OF THE PHENOMENON, INDICATING WHETHER IT APPEARED DARK OR LIGHT, WHETHER IT REFLECTED LIGHT OR WAS SELF-LUMINOUS AND WHAT COLORS YOU NOTICED. DESCRIBE YOUR IMPRESSION OF WHETHER IT WAS SOLID OR TRANSPARENT, WHETHER EDGES WERE SHARP OR FUZZY. DESCRIBE THE SHAPE OR INDICATE IF IT APPEARED AS A POINT OF LIGHT. INDICATE COMPARISONS WITH OTHER OBSERVED OBJECTS, LIKE STARS, A LIGHT OR OTHER OBJECT IN YOUR FIELD OF VIEW.

It looked like four lights when we first noticed it. Then as it got closer we could see the circular outline which looked, at the upper part, to be of solid dark construction. The lower half seemed to be glass panels, one above the other, all the way around the object. The light seemed to come from within the glass, bottom half. Edges were sharp. There were no other objects or stars in view at the time.

8. WHERE WERE YOU WHEN YOU SAW THE PHENOMENON? *(Check appropriate blocks.)*

✓	OUTDOORS		IN BUSINESS SECTION OF CITY
	IN BUILDING		IN RESIDENTIAL SECTION OF CITY
✓	IN CAR ☑ AS DRIVER ☑ AS PASSENGER		IN OPEN COUNTRYSIDE
	IN BOAT		NEAR AIRFIELD
	IN AIRPLANE ☐ AS PILOT ☐ AS PASSENGER		FLYING OVER CITY
	OTHER		FLYING OVER OPEN COUNTRY
			OTHER Drive Inn Theatre

A. IF YOU WERE IN A VEHICLE, COMPLETE THE FOLLOWING:

WHAT DIRECTION WERE YOU MOVING?

	NORTH		EAST
	SOUTH		WEST
	NORTHEAST		SOUTHEAST
	NORTHWEST		SOUTHWEST

HOW FAST WERE YOU MOVING?

DID YOU STOP ANYTIME WHILE OBSERVING THE PHENOMENON?
Stopped The Entire Viewing Time
☒ YES ☒ NO

EXPLAIN WHETHER SUCH MOVEMENT AFFECTS YOUR SKETCHES IN ITEMS 5 AND 6.

DESCRIBE TYPE OF VEHICLE YOU WERE IN AND TYPE OF ROAD, TERRAIN OR BODY OF WATER YOU TRAVERSED DURING THE SIGHTING. STATE WHETHER WINDOWS OR CONVERTIBLE TOP WERE UP OR DOWN.
Passenger Car - windows all rolled down - Stationary entire time

HOW MUCH OTHER TRAFFIC WAS THERE?
Drive Inn filled to capacity - no cars moving

DID YOU NOTICE ANY AIRPLANES? ☐ YES ☒ NO. IF "YES," DESCRIBE WHEN THEY WERE IN SIGHT RELATIVE TO THE TIME OF SIGHTING THE PHENOMENON AND WHERE THEY WERE IN THE SKY RELATIVE TO THE POSITION OF THE PHENOMENON.

9. HOW LONG WAS THE PHENOMENON IN SIGHT?

LENGTH OF TIME
Five minutes

	CERTAIN OF TIME		NOT VERY SURE
☒	FAIRLY CERTAIN		JUST A GUESS

HOW WAS TIME DETERMINED?
A Guess - Due to the amount of the movie we missed.

WAS THE PHENOMENON IN SIGHT CONTINUOUSLY? ☒ YES ☐ NO. IF "NO," INDICATE WHETHER THIS IS DUE TO YOUR MOVEMENT OR THE BEHAVIOR OF THE PHENOMENON, AND DESCRIBE SUCH MOVEMENT OR BEHAVIOR. INDICATE DISAPPEARANCES ON PREVIOUS SKETCHES.

13. DID THE PHENOMENON	YES	NO	UNKNOWN
MOVE IN A STRAIGHT LINE?		X	
STAND STILL AT ANYTIME?		X	
SUDDENLY SPEED UP AND RUN AWAY?		X	
BREAK UP IN PARTS AND EXPLODE?		X	
CHANGE COLOR?		X	
GIVE OFF SMOKE?		X	
CHANGE BRIGHTNESS?		X	
CHANGE SHAPE?		X	
FLASH OR FLICKER?		X	
DISAPPEAR AND REAPPEAR?		X	
SPIN LIKE A TOP?	X		
MAKE A NOISE?	X		
FLUTTER OR WOBBLE?		X	

14. WHAT DREW YOUR ATTENTION TO THE PHENOMENON?

The four Bright Lights - Coming directly toward us. Lights were brighter than an airplane - and were all side by side.

A. HOW DID IT FINALLY DISAPPEAR?

It moved into the distance until it was out of sight possibly behind a tree or other object.

B. DID THE PHENOMENON MOVE BEHIND OR IN FRONT OF SOMETHING, LIKE A CLOUD, TREE, OR BUILDING AT ANY TIME?
☐ YES ☒ NO. IF "YES," DESCRIBE.

15. DRAW A PICTURE THAT WILL SHOW THE SHAPE OF THE PHENOMENON. INCLUDE AND LABEL ANY DETAILS THAT MIGHT HAVE APPEARED AS WINGS OR PROTRUSIONS, AND INDICATE EXHAUST OR VAPOR TRAILS. INDICATE BY AN ARROW THE DIRECTION THE PHENOMENON WAS MOVING.

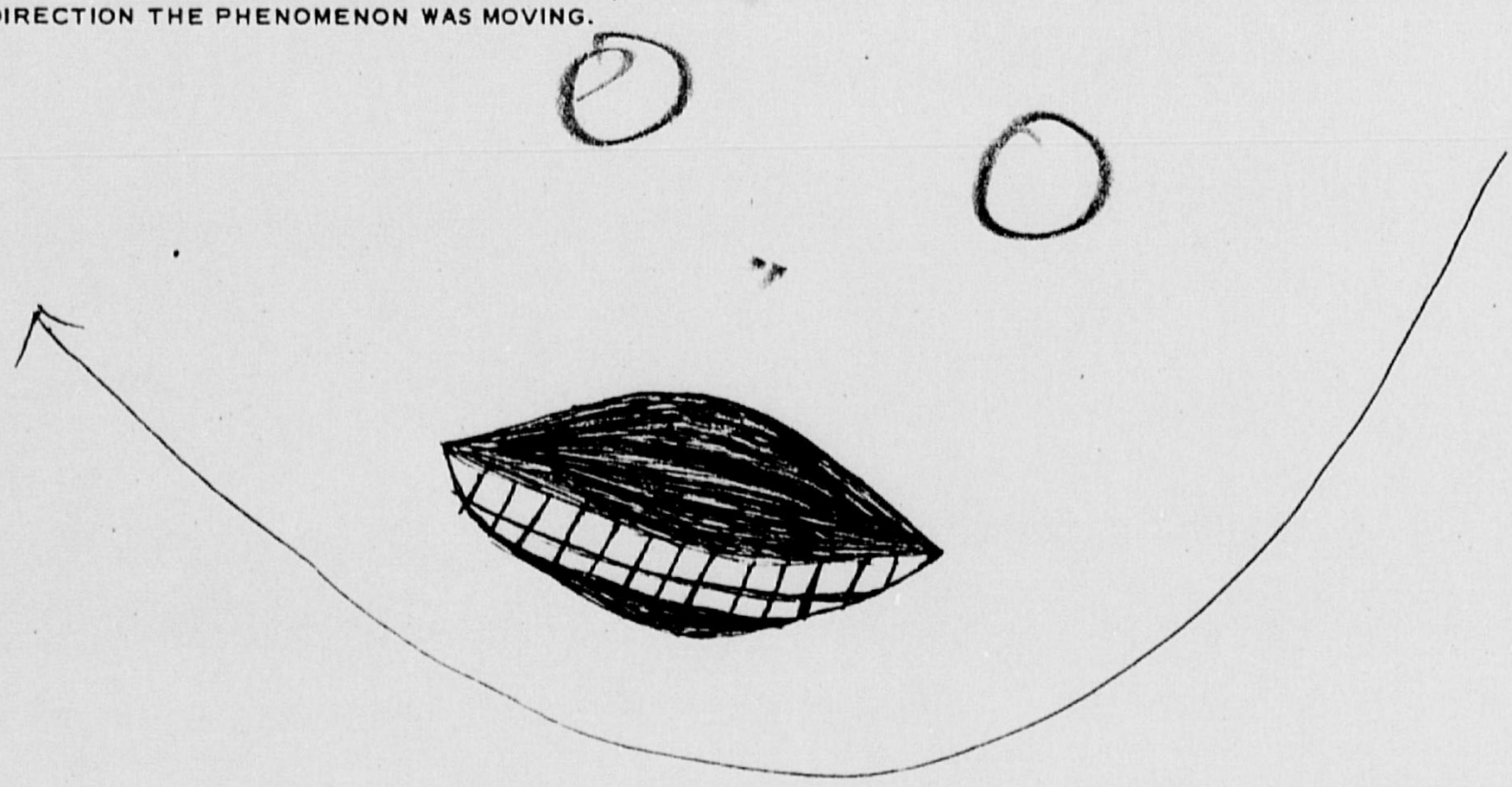

16. WHAT WAS THE ANGULAR SIZE? HOLD A MATCH AT ARM'S LENGTH IN FRONT OF A KNOWN OBJECT, SUCH AS A STREET LAMP OR THE MOON. NOTE HOW MUCH OF THE OBJECT IS COVERED BY THE HEAD OF THE MATCH. NOW IF YOU HAD BEEN ABLE TO PERFORM THIS EXPERIMENT AT THE TIME OF THE SIGHTING, ESTIMATE WHAT FRACTION OF THE PHENOMENON WOULD HAVE BEEN COVERED BY THE MATCH HEAD.

Approximately 1/20 would be covered

15. DRAW A PICTURE THAT WILL SHOW THE SHAPE OF THE PHENOMENON. INCLUDE AND LABEL ANY DETAILS THAT MIGHT HAVE APPEARED AS WINGS OR PROTRUSIONS, AND INDICATE EXHAUST OR VAPOR TRAILS. INDICATE BY AN ARROW THE DIRECTION THE PHENOMENON WAS MOVING.

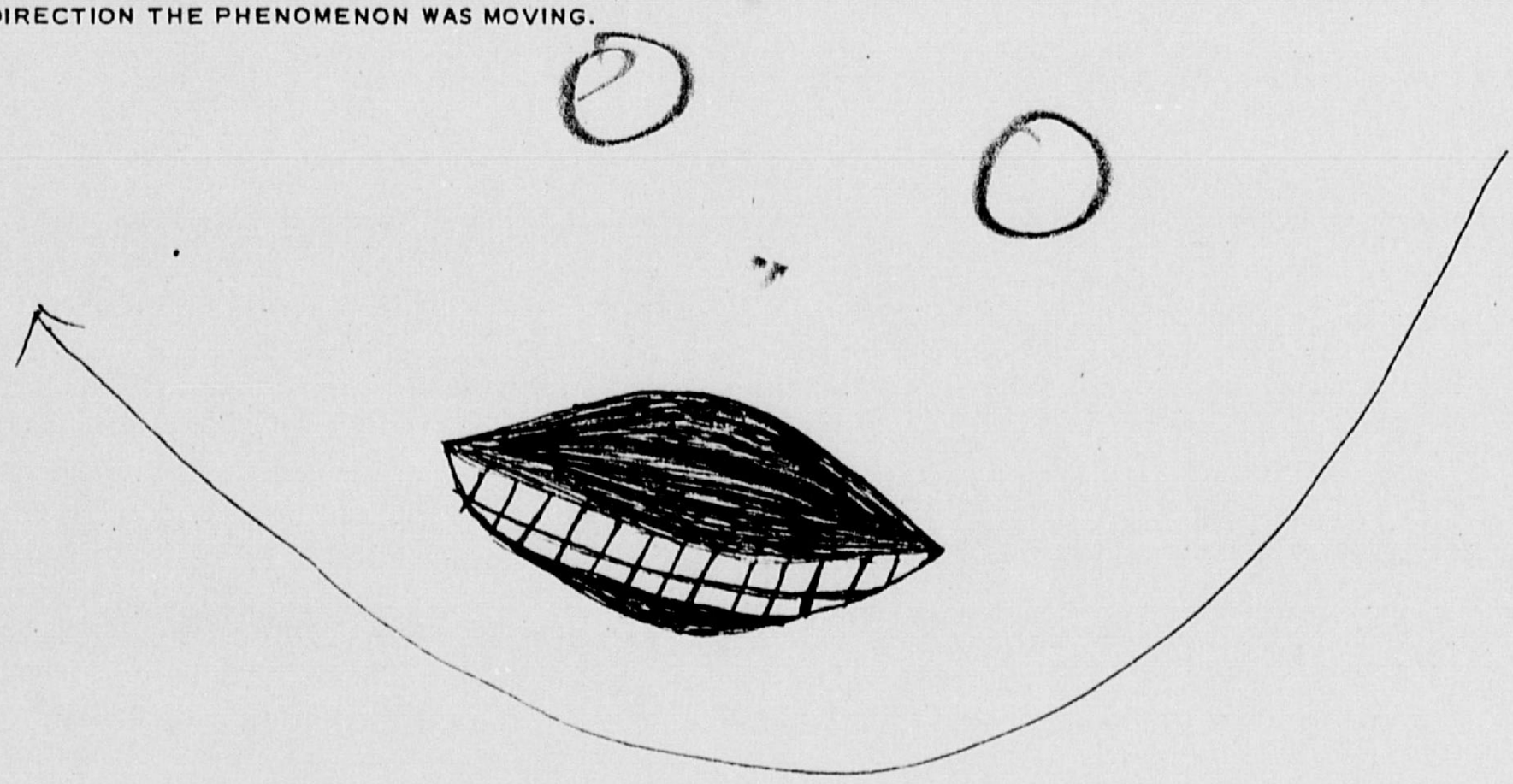

16. WHAT WAS THE ANGULAR SIZE? HOLD A MATCH AT ARM'S LENGTH IN FRONT OF A KNOWN OBJECT, SUCH AS A STREET LAMP OR THE MOON. NOTE HOW MUCH OF THE OBJECT IS COVERED BY THE HEAD OF THE MATCH. NOW IF YOU HAD BEEN ABLE TO PERFORM THIS EXPERIMENT AT THE TIME OF THE SIGHTING, ESTIMATE WHAT FRACTION OF THE PHENOMENON WOULD HAVE BEEN COVERED BY THE MATCH HEAD.

Approximately 1/20 would be covered

22. HAVE YOU EVER SEEN THIS OR A SIMILAR PHENOMENON BEFORE? ☐ YES ☐ NO. IF "YES," GIVE DATE AND LOCATION.

23. WAS ANYONE WITH YOU AT THE TIME YOU SAW THE PHENOMENON? ☐ YES ☐ NO. IF "YES," DID THEY SEE IT TOO? ☐ YES ☐ NO.

A. LIST THEIR NAMES AND ADDRESSES

24. GIVE THE FOLLOWING INFORMATION ABOUT YOURSELF

LAST NAME, FIRST NAME, MIDDLE NAME

ADDRESS *(Street, City, State and Zip Code)*

TELEPHONE *(Area code and number)*	AGE		MALE		FEMALE

INDICATE ADDITIONAL INFORMATION INCLUDING OCCUPATION AND ANY EXPERIENCE WHICH MAY BE PERTINENT.



25. WHEN AND TO WHOM DID YOU REPORT THAT YOU HAD SIGHTED THIS PHENOMENON?

NAME _____ DAY _____ MONTH _____ YEAR _____

26. DATE YOU COMPLETED THIS QUESTIONNAIRE.

DAY _____ MONTH _____ YEAR _____

17. DID YOU OBSERVE THE PHENOMENON THROUGH ANY OF THE FOLLOWING? INCLUDE INFORMATION ON MODEL, TYPE, FILTER, LENS PRESCRIPTION OR OTHER APPLICABLE DATA.

	EYEGLASSES		CAMERA VIEWER
	SUNGLASSES		BINOCULARS
X	WINDSHIELD		TELESCOPE
	SIDE WINDOW OF VEHICLE		THEODOLITE
	WINDOWPANE		OTHER

A. DO YOU ORDINARILY WEAR GLASSES? ☐ YES ☒ NO

B. DO YOU USE READING GLASSES? ☐ YES ☒ NO

18. WHAT WAS YOUR IMPRESSION OF THE SPEED OF THE PHENOMENON? GIVE ESTIMATE OF SPEED _____.

19. WHAT WAS YOUR IMPRESSION OF THE DISTANCE OF THE PHENOMENON? GIVE ESTIMATE OF DISTANCE 100 ft aw.

20. IN ORDER THAT WE MAY OBTAIN AS CLEAR A PICTURE AS POSSIBLE OF WHAT YOU SAW, DESCRIBE IN YOUR OWN WORDS A COMMON OBJECT OR OBJECTS WHICH, WHEN PLACED IN THE SKY, SIMILAR TO WHERE YOU NOTED THE PHENOMENON, WOULD BEAR SOME RESEMBLANCE TO WHAT YOU SAW. DESCRIBE SIMILARITIES AND DIFFERENCES BETWEEN THE COMMON OBJECT AND WHAT YOU SAW.

I have never seen an object similar to the shape or description of the object we saw.

21. DID YOU NOTICE ANY ODOR, NOISE, OR HEAT EMANATING FROM THE PHENOMENON OR ANY EFFECT ON YOURSELF, ANIMALS OR MACHINERY IN THE VICINITY? ☒ YES ☐ NO. IF "YES," DESCRIBE.

There was a slight whooshing noise.

A. DID THE PHENOMENON DISTURB THE GROUND OR LEAVE ANY PHYSICAL EVIDENCE. ☐ YES ☒ NO. IF "YES," DESCRIBE.

27. INFORMATION WHICH YOU FEEL IS PERTINENT BUT WHICH IS NOT ADEQUATELY COVERED IN THIS QUESTIONNAIRE, ALTERNATIVELY PROVIDE A NARRATIVE EXPLANATION OF THE SIGHTING.

6A. NOW IMAGINE YOU ARE AT THE CENTER OF THE COMPASS ROSE. PLACE AN "A" ON THE COMPASS TO INDICATE THE DIRECTION TO THE PHENOMENON WHEN FIRST SEEN. PLACE A "B" ON THE COMPASS TO INDICATE THE DIRECTION TO THE PHENOMENON WHEN LAST SEEN.

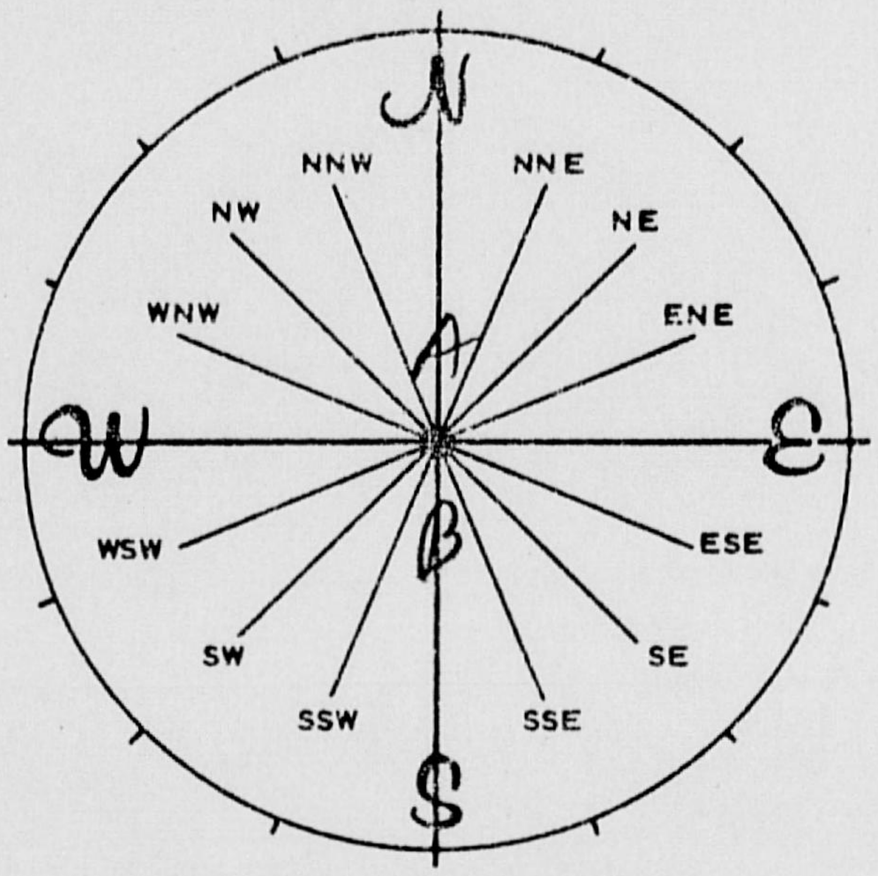

7. IN THE SKETCH BELOW, PLACE AN "A" AT THE POSITION OF THE PHENOMENON WHEN FIRST SEEN, AND A "B" AT THE POSITION OF THE PHENOMENON WHEN LAST SEEN. CONNECT THE "A" AND "B" WITH A LINE TO APPROXIMATE THE MOVEMENT OF THE PHENOMENON BETWEEN "A" AND "B". THAT IS, SCHEMATICALLY SHOW WHETHER THE MOVEMENT APPEARED TO BE STRAIGHT, CURVED OR ZIG-ZAG. REFER TO SMALLER SKETCH AS AN EXAMPLE OF HOW TO COMPLETE THE LARGER SKETCH.



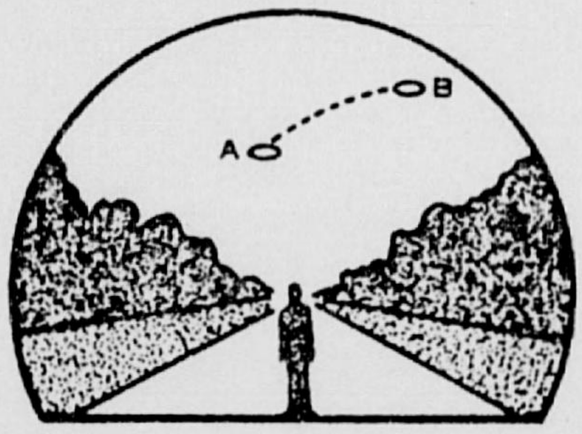

SIGHTING OF UNIDENTIFIED PHENOMENA QUESTIONNAIRE

BUDGET BUREAU APPROVAL NUMBER 21-R258

THIS QUESTIONNAIRE HAS BEEN PREPARED SO THAT YOU CAN GIVE THE U.S. AIR FORCE AS MUCH INFORMATION AS POSSIBLE CONCERNING THE UNIDENTIFIED PHENOMENON THAT YOU HAVE OBSERVED. PLEASE TRY TO ANSWER ALL OF THE QUESTIONS. THE INFORMATION YOU GIVE WILL BE USED FOR RESEARCH PURPOSES. YOUR NAME WILL NOT BE USED IN CONNECTION WITH ANY OF YOUR STATEMENTS OR CONCLUSIONS WITHOUT YOUR PERMISSION. RETURN TO AIR FORCE BASE INVESTIGATOR FOR FORWARDING TO FTD (TDETR), WRIGHT-PATTERSON AFB, OHIO 45433, IAW AFR 80-17. *(IF ADDITIONAL SHEETS ARE NEEDED FOR NARRATIVE OR SKETCHES ATTACH SECURELY TO THIS FORM OR ANNOTATE WITH YOUR NAME FOR IDENTIFICATION.)*

1. WHEN DID YOU SEE THE PHENOMENON?
DAY 5 JUL MONTH JUL YEAR 68

2. WHAT TIME DID YOU FIRST SIGHT THE PHENOMENON?
HOUR 2230 MINUTES ____ ☐ A.M. ☒ P.M.

3. WHAT TIME DID YOU LAST SIGHT THE PHENOMENON?
HOUR 2235 MINUTES ____ ☐ A.M. ☒ P.M.

4. TIME ZONE ☐ DAYLIGHT SAVINGS ☐ STANDARD
☐ EASTERN ☐ CENTRAL ☐ MOUNTAIN ☐ PACIFIC ☐ OTHER

5. WHERE WERE YOU WHEN YOU SAW THE PHENOMENON? IF IN CITY, GIVE THE NEAREST STREET ADDRESS AND INDICATE ON A HAND DRAWN MAP WHERE YOU WERE STANDING WITH REFERENCE TO THE ADDRESS. IF IN THE COUNTRY, IDENTIFY THE HIGHWAY YOU WERE ON OR NEAR AND TRY TO FIX A DISTANCE AND DIRECTION FROM SOME RECOGNIZABLE LANDMARK.

Drivin Theater —
Belmont A-to Theater
County Line Road

6. IMAGINE YOU ARE AT THE POINT SHOWN IN THE SKETCH, PLACE AN 'A' ON THE CURVED LINE TO SHOW HOW HIGH THE PHENOMENON WAS ABOVE THE HORIZON, OR SKYLINE. WHEN FIRST SEEN. PLACE A 'B' ON THE SAME CURVED LINE TO SHOW HOW HIGH ABOVE THE HORIZON THE PHENOMENON WAS WHEN LAST SEEN.

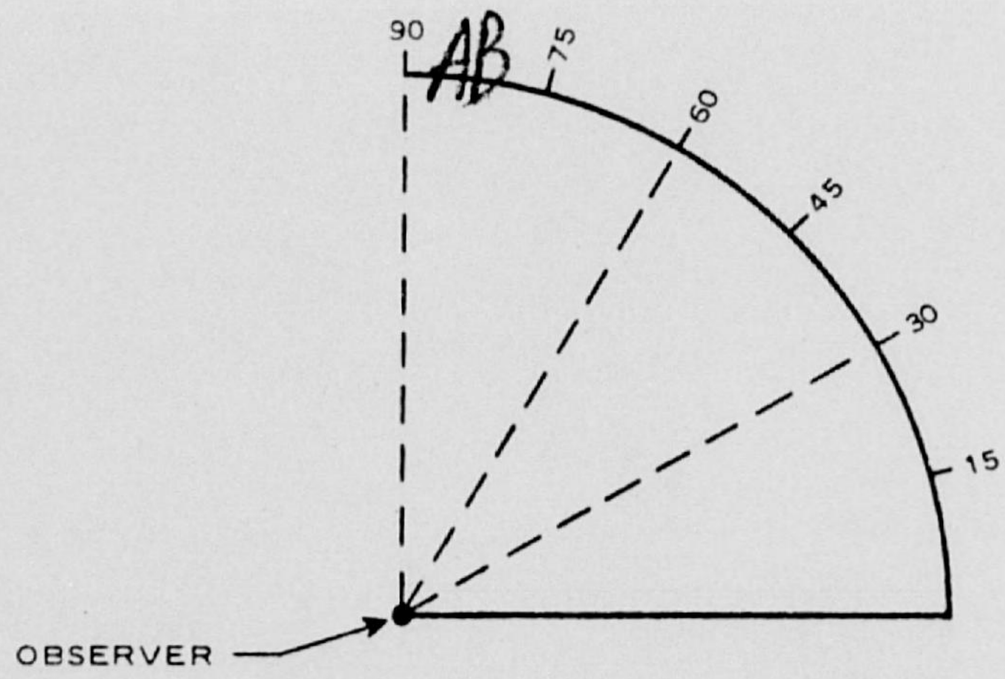

AF FORM AUG 67 117

10. IF THERE WERE MORE THAN ONE PHENOMENON, HOW MANY WERE THERE? DRAW A PICTURE TO SHOW HOW THEY WERE ARRANGED. DID THIS ARRANGEMENT CHANGE DURING THE SIGHTING?

11. CONDITIONS *(Check appropriate blocks.)*

A. SKY		B. WEATHER			
	DAY		CUMULUS CLOUDS *(Low fluffy)*		FOG OR MIST
	TWILIGHT		CIRRUS CLOUDS *(High fleecy or Herring-bone)*		HEAVY RAIN
X	NIGHT				LIGHT RAIN OR DRIZZLE
X	CLEAR		NIMBUS CLOUDS *(Rain)*		HAIL
	PARTLY CLOUDY		CUMULONIMBUS CLOUDS *(Thunderstorms)*		SNOW OR SLEET
	COMPLETELY OVERCAST				UNKNOWN
			HAZE OR SMOG		NONE OF THE ABOVE

C. IF THE SIGHTING WAS AT TWILIGHT OR NIGHT, WHAT DID YOU NOTICE ABOUT THE STARS AND MOON?

(1) STARS		(2) MOON		
	NONE		BRIGHT MOONLIGHT		NO MOONLIGHT
	A FEW		MOON WITH HALO		UNKNOWN
	MANY		MOON HIDDEN BY CLOUDS		
X	UNKNOWN		PARTIAL *(New or quarter)*		

D. IF SIGHTING WAS IN DAYLIGHT, WAS THE SUN VISIBLE? ☐ YES ☒ NO. IF "YES," WHERE WAS THE SUN AS YOU FACED THE PHENOMENON?

	IN FRONT OF YOU		TO YOUR RIGHT		OVERHEAD *(Near noon)*
	IN BACK OF YOU		TO YOUR LEFT		UNKNOWN

E. SPECIFY THE MAJOR SOURCE OF ILLUMINATION PRESENT DURING THE SIGHTING, SUCH AS THE SUN, HEADLIGHTS OR STREET LAMP, ETC. FOR TERRESTRIAL ILLUMINATION, SPECIFY DISTANCE TO LIGHT SOURCE.

Moonlight

12. GIVE A BRIEF DESCRIPTION OF THE PHENOMENON, INDICATING WHETHER IT APPEARED DARK OR LIGHT, WHETHER IT REFLECTED LIGHT OR WAS SELF-LUMINOUS AND WHAT COLORS YOU NOTICED. DESCRIBE YOUR IMPRESSION OF WHETHER IT WAS SOLID OR TRANSPARENT, WHETHER EDGES WERE SHARP OR FUZZY. DESCRIBE THE SHAPE OR INDICATE IF IT APPEARED AS A POINT OF LIGHT. INDICATE COMPARISONS WITH OTHER OBSERVED OBJECTS, LIKE STARS, A LIGHT OR OTHER OBJECT IN YOUR FIELD OF VIEW.

Appeared To be bloot STAR in distine moving Toward observer

8. WHERE WERE YOU WHEN YOU SAW THE PHENOMENON? *(Check appropriate blocks.)*

	OUTDOORS		IN BUSINESS SECTION OF CITY
	IN BUILDING		IN RESIDENTIAL SECTION OF CITY
X	IN CAR ☒ AS DRIVER ☐ AS PASSENGER		IN OPEN COUNTRYSIDE
	IN BOAT		NEAR AIRFIELD
	IN AIRPLANE ☐ AS PILOT ☐ AS PASSENGER		FLYING OVER CITY
	OTHER		FLYING OVER OPEN COUNTRY
		X	OTHER DRIVE IN

A. IF YOU WERE IN A VEHICLE, COMPLETE THE FOLLOWING:

	WHAT DIRECTION WERE YOU MOVING?			HOW FAST WERE YOU MOVING?
	NORTH		EAST	NOT MOVING
	SOUTH		WEST	DID YOU STOP ANYTIME WHILE OBSERVING THE PHENOMENON?
	NORTHEAST		SOUTHEAST	
	NORTHWEST		SOUTHWEST	☐ YES ☐ NO

EXPLAIN WHETHER SUCH MOVEMENT AFFECTS YOUR SKETCHES IN ITEMS 5 AND 6.

N/A

DESCRIBE TYPE OF VEHICLE YOU WERE IN AND TYPE OF ROAD, TERRAIN OR BODY OF WATER YOU TRAVERSED DURING THE SIGHTING. STATE WHETHER WINDOWS OR CONVERTIBLE TOP WERE UP OR DOWN.

SEDAN

HOW MUCH OTHER TRAFFIC WAS THERE? N/A

DID YOU NOTICE ANY AIRPLANES? ☐ YES ☒ NO. IF "YES," DESCRIBE WHEN THEY WERE IN SIGHT RELATIVE TO THE TIME OF SIGHTING THE PHENOMENON AND WHERE THEY WERE IN THE SKY RELATIVE TO THE POSITION OF THE PHENOMENON.

9. HOW LONG WAS THE PHENOMENON IN SIGHT?

LENGTH OF TIME			
4-5 min		CERTAIN OF TIME	NOT VERY SURE
	X	FAIRLY CERTAIN	JUST A GUESS

HOW WAS TIME DETERMINED? ESTIMATE

WAS THE PHENOMENON IN SIGHT CONTINUOUSLY? ☒ YES ☐ NO. IF "NO," INDICATE WHETHER THIS IS DUE TO YOUR MOVEMENT OR THE BEHAVIOR OF THE PHENOMENON, AND DESCRIBE SUCH MOVEMENT OR BEHAVIOR. INDICATE DISAPPEARANCES ON PREVIOUS SKETCHES.

15. DRAW A PICTURE THAT WILL SHOW THE SHAPE OF THE PHENOMENON. INCLUDE AND LABEL ANY DETAILS THAT MIGHT HAVE APPEARED AS WINGS OR PROTRUSIONS, AND INDICATE EXHAUST OR VAPOR TRAILS. INDICATE BY AN ARROW THE DIRECTION THE PHENOMENON WAS MOVING.



16. WHAT WAS THE ANGULAR SIZE? HOLD A MATCH AT ARM'S LENGTH IN FRONT OF A KNOWN OBJECT, SUCH AS A STREET LAMP OR THE MOON. NOTE HOW MUCH OF THE OBJECT IS COVERED BY THE HEAD OF THE MATCH. NOW IF YOU HAD BEEN ABLE TO PERFORM THIS EXPERIMENT AT THE TIME OF THE SIGHTING, ESTIMATE WHAT FRACTION OF THE PHENOMENON WOULD HAVE BEEN COVERED BY THE MATCH HEAD.

Hardly any AT all

13. DID THE PHENOMENON	YES	NO	UNKNOWN
MOVE IN A STRAIGHT LINE?		X	
STAND STILL AT ANYTIME?		X	
SUDDENLY SPEED UP AND RUN AWAY?		X	
BREAK UP IN PARTS AND EXPLODE?		X	
CHANGE COLOR?		X	
GIVE OFF SMOKE?			X
CHANGE BRIGHTNESS?		X	
CHANGE SHAPE?		X	
FLASH OR FLICKER?		X	
DISAPPEAR AND REAPPEAR?		X	
SPIN LIKE A TOP?		X	
MAKE A NOISE?		X	
FLUTTER OR WOBBLE?	X		

14. WHAT DREW YOUR ATTENTION TO THE PHENOMENON?

WIFE

A. HOW DID IT FINALLY DISAPPEAR?

By moving away

B. DID THE PHENOMENON MOVE BEHIND OR IN FRONT OF SOMETHING, LIKE A CLOUD, TREE, OR BUILDING AT ANY TIME?
☐ YES ☒ NO. IF "YES," DESCRIBE.

22. HAVE YOU EVER SEEN THIS OR A SIMILAR PHENOMENON BEFORE? ☐ YES ☒ NO. IF "YES," GIVE DATE AND LOCATION.

23. WAS ANYONE WITH YOU AT THE TIME YOU SAW THE PHENOMENON? ☒ YES ☐ NO. IF "YES," DID THEY SEE IT TOO? ☒ YES ☐ NO.

A. LIST THEIR NAMES AND ADDRESSES

24. GIVE THE FOLLOWING INFORMATION ABOUT YOURSELF

LAST NAME, FIRST NAME, MIDDLE NAME

ADDRESS (Street, City, State) [redacted] Kettering

TELEPHONE (Area code and number)	AGE		MALE		FEMALE
[redacted]		X			

INDICATE ADDITIONAL INFORMATION INCLUDING OCCUPATION AND ANY EXPERIENCE WHICH MAY BE PERTINENT.

Truck driver.

USAF for 4 years

25. WHEN AND TO WHOM DID YOU REPORT THAT YOU HAD SIGHTED THIS PHENOMENON?

NAME _____ DAY _____ MONTH _____ YEAR _____

26. DATE YOU COMPLETED THIS QUESTIONNAIRE.

DAY _____ MONTH _____ YEAR _____

17. DID YOU OBSERVE THE PHENOMENON THROUGH ANY OF THE FOLLOWING? INCLUDE INFORMATION ON MODEL, TYPE, FILTER, LENS PRESCRIPTION OR OTHER APPLICABLE DATA.

	EYEGLASSES		CAMERA VIEWER
	SUNGLASSES		BINOCULARS
	WINDSHIELD		TELESCOPE
	SIDE WINDOW OF VEHICLE window open		THEODOLITE
	WINDOWPANE		OTHER

A. DO YOU ORDINARILY WEAR GLASSES? ☐ YES ☒ NO

B. DO YOU USE READING GLASSES? ☐ YES ☒ NO

18. WHAT WAS YOUR IMPRESSION OF THE SPEED OF THE PHENOMENON? GIVE ESTIMATE OF SPEED UNK

19. WHAT WAS YOUR IMPRESSION OF THE DISTANCE OF THE PHENOMENON? GIVE ESTIMATE OF DISTANCE 200-300ft

20. IN ORDER THAT WE MAY OBTAIN AS CLEAR A PICTURE AS POSSIBLE OF WHAT YOU SAW, DESCRIBE IN YOUR OWN WORDS A COMMON OBJECT OR OBJECTS WHICH, WHEN PLACED IN THE SKY, SIMILAR TO WHERE YOU NOTED THE PHENOMENON, WOULD BEAR SOME RESEMBLANCE TO WHAT YOU SAW. DESCRIBE SIMILARITIES AND DIFFERENCES BETWEEN THE COMMON OBJECT AND WHAT YOU SAW.

nothing

21. DID YOU NOTICE ANY ODOR, NOISE, OR HEAT EMANATING FROM THE PHENOMENON OR ANY EFFECT ON YOURSELF, ANIMALS OR MACHINERY IN THE VICINITY? ☐ YES ☒ NO. IF "YES," DESCRIBE.

A. DID THE PHENOMENON DISTURB THE GROUND OR LEAVE ANY PHYSICAL EVIDENCE. ☐ YES ☒ NO. IF "YES," DESCRIBE.

27. INFORMATION WHICH YOU FEEL IS PERTINENT BUT WHICH IS NOT ADEQUATELY COVERED IN THIS QUESTIONNAIRE, ALTERNATIVELY PROVIDE A NARRATIVE EXPLANATION OF THE SIGHTING.

DEPARTMENT OF THE AIR FORCE
HEADQUARTERS FOREIGN TECHNOLOGY DIVISION (AFSC)
WRIGHT-PATTERSON AIR FORCE BASE, OHIO 45433

REPLY TO ATTN OF: TDPT (UFO)

SUBJECT: UFO Observation, 5 July 1968

JUL 10 1968

TO: [redacted]
Dayton, Ohio 45424

Reference your recent unidentified flying object sighting which you reported to the Air Force. The information which we have received is not sufficient for a scientific investigation. Request you complete the attached AF Form 117 and return it in the self-addressed envelope. Thank you for reporting your observation to the Air Force.

HECTOR QUINTANILLA, Jr, Lt Colonel, USAF
Chief, Aerial Phenomena Office
Aerospace Technologies Division
Production Directorate

1 Atch
AF Form 117 w/envelope

6A. NOW IMAGINE YOU ARE AT THE CENTER OF THE COMPASS ROSE. PLACE AN "A" ON THE COMPASS TO INDICATE THE DIRECTION TO THE PHENOMENON WHEN FIRST SEEN. PLACE A "B" ON THE COMPASS TO INDICATE THE DIRECTION TO THE PHENOMENON WHEN LAST SEEN.

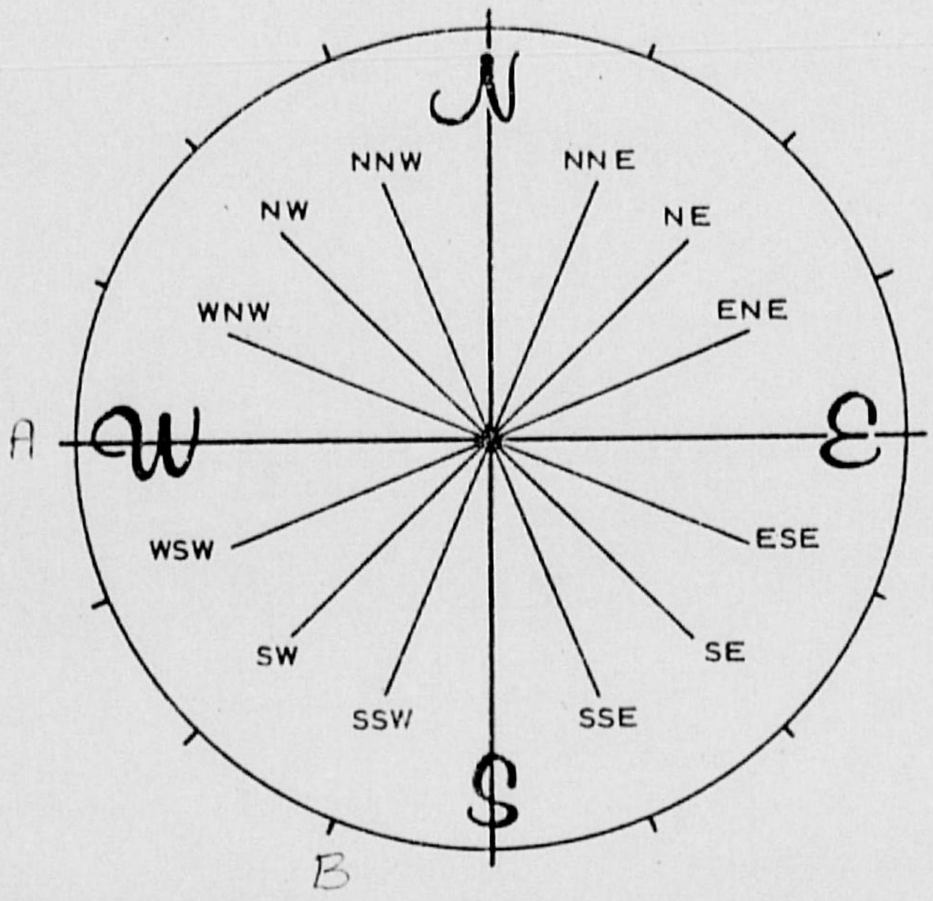

7. IN THE SKETCH BELOW, PLACE AN "A" AT THE POSITION OF THE PHENOMENON WHEN FIRST SEEN, AND A "B" AT THE POSITION OF THE PHENOMENON WHEN LAST SEEN. CONNECT THE "A" AND "B" WITH A LINE TO APPROXIMATE THE MOVEMENT OF THE PHENOMENON BETWEEN "A" AND "B". THAT IS, SCHEMATICALLY SHOW WHETHER THE MOVEMENT APPEARED TO BE STRAIGHT, CURVED OR ZIG-ZAG. REFER TO SMALLER SKETCH AS AN EXAMPLE OF HOW TO COMPLETE THE LARGER SKETCH.



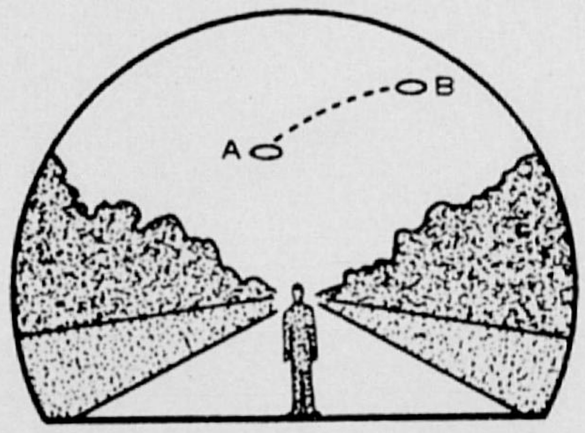

SIGHTING OF UNIDENTIFIED PHENOMENA QUESTIONNAIRE

BUDGET BUREAU APPROVAL NUMBER 21-R258

THIS QUESTIONNAIRE HAS BEEN PREPARED SO THAT YOU CAN GIVE THE U.S. AIR FORCE AS MUCH INFORMATION AS POSSIBLE CONCERNING THE UNIDENTIFIED PHENOMENON THAT YOU HAVE OBSERVED. PLEASE TRY TO ANSWER ALL OF THE QUESTIONS. THE INFORMATION YOU GIVE WILL BE USED FOR RESEARCH PURPOSES YOUR NAME WILL NOT BE USED IN CONNECTION WITH ANY OF YOUR STATEMENTS OR CONCLUSIONS WITHOUT YOUR PERMISSION. RETURN TO AIR FORCE BASE INVESTIGATOR FOR FORWARDING TO FTD (TDETR), WRIGHT-PATTERSON AFB, OHIO 45433, IAW AFR 80-17. *(IF ADDITIONAL SHEETS ARE NEEDED FOR NARRATIVE OR SKETCHES ATTACH SECURELY TO THIS FORM OR ANNOTATE WITH YOUR NAME FOR IDENTIFICATION.)*

1. WHEN DID YOU SEE THE PHENOMENON?
DAY Friday 5 MONTH July YEAR 1968

2. WHAT TIME DID YOU FIRST SIGHT THE PHENOMENON?
HOUR 10:00 MINUTES _____ ☐ A.M. ☒ P.M.

3. WHAT TIME DID YOU LAST SIGHT THE PHENOMENON?
HOUR 11:30 MINUTES _____ ☐ A.M. ☒ P.M.

4. TIME ZONE ☒ DAYLIGHT SAVINGS ☐ STANDARD
☐ EASTERN ☐ CENTRAL ☐ MOUNTAIN ☐ PACIFIC ☐ OTHER

5. WHERE WERE YOU WHEN YOU SAW THE PHENOMENON? IF IN CITY, GIVE THE NEAREST STREET ADDRESS AND INDICATE ON A HAND DRAWN MAP WHERE YOU WERE STANDING WITH REFERENCE TO THE ADDRESS. IF IN THE COUNTRY, IDENTIFY THE HIGHWAY YOU WERE ON OR NEAR AND TRY TO FIX A DISTANCE AND DIRECTION FROM SOME RECOGNIZABLE LANDMARK.

[redacted]

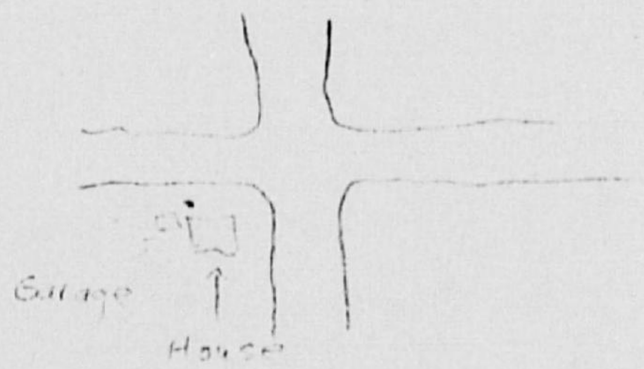

6. IMAGINE YOU ARE AT THE POINT SHOWN IN THE SKETCH, PLACE AN "A" ON THE CURVED LINE TO SHOW HOW HIGH THE PHENOMENON WAS ABOVE THE HORIZON, OR SKYLINE, WHEN FIRST SEEN. PLACE A "B" ON THE SAME CURVED LINE TO SHOW HOW HIGH ABOVE THE HORIZON THE PHENOMENON WAS WHEN LAST SEEN.

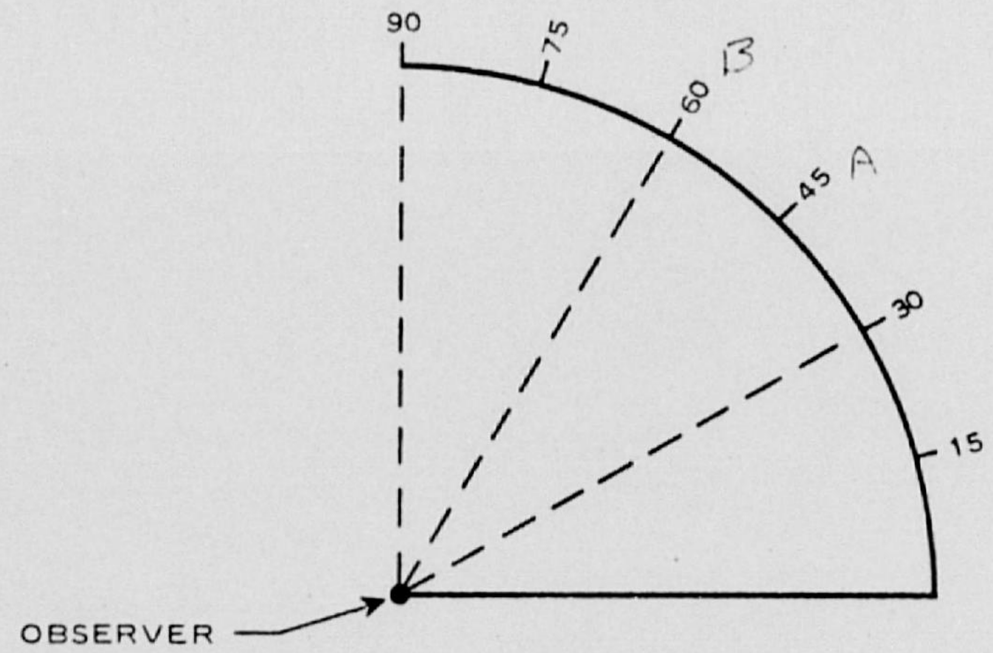

AF FORM AUG 67 117

10. IF THERE WERE MORE THAN ONE PHENOMENON, HOW MANY WERE THERE? DRAW A PICTURE TO SHOW HOW THEY WERE ARRANGED. DID THIS ARRANGEMENT CHANGE DURING THE SIGHTING?

11. CONDITIONS *(Check appropriate blocks.)*

A. SKY		B. WEATHER			
	DAY		CUMULUS CLOUDS *(Low fluffy)*		FOG OR MIST
	TWILIGHT		CIRRUS CLOUDS *(High fleecy or Herring-bone)*		HEAVY RAIN
✓	NIGHT				LIGHT RAIN OR DRIZZLE
✓	CLEAR		NIMBUS CLOUDS *(Rain)*		HAIL
	PARTLY CLOUDY		CUMULONIMBUS CLOUDS *(Thunderstorms)*		SNOW OR SLEET
	COMPLETELY OVERCAST				UNKNOWN
			HAZE OR SMOG	✓	NONE OF THE ABOVE

C. IF THE SIGHTING WAS AT TWILIGHT OR NIGHT, WHAT DID YOU NOTICE ABOUT THE STARS AND MOON?

(1) STARS		(2) MOON		
	NONE		BRIGHT MOONLIGHT		NO MOONLIGHT
✓	A FEW		MOON WITH HALO	✓	UNKNOWN
	MANY		MOON HIDDEN BY CLOUDS		
	UNKNOWN		PARTIAL *(New or quarter)*		

D. IF SIGHTING WAS IN DAYLIGHT, WAS THE SUN VISIBLE? ☐ YES ☐ NO. IF "YES," WHERE WAS THE SUN AS YOU FACED THE PHENOMENON?

	IN FRONT OF YOU		TO YOUR RIGHT		OVERHEAD *(Near noon)*
	IN BACK OF YOU		TO YOUR LEFT		UNKNOWN

E. SPECIFY THE MAJOR SOURCE OF ILLUMINATION PRESENT DURING THE SIGHTING, SUCH AS THE SUN, HEADLIGHTS OR STREET LAMP, ETC. FOR TERRESTRIAL ILLUMINATION, SPECIFY DISTANCE TO LIGHT SOURCE.

A street lamp was about 50 or 60 yards away to the right of me

12. GIVE A BRIEF DESCRIPTION OF THE PHENOMENON, INDICATING WHETHER IT APPEARED DARK OR LIGHT, WHETHER IT REFLECTED LIGHT OR WAS SELF-LUMINOUS AND WHAT COLORS YOU NOTICED. DESCRIBE YOUR IMPRESSION OF WHETHER IT WAS SOLID OR TRANSPARENT, WHETHER EDGES WERE SHARP OR FUZZY. DESCRIBE THE SHAPE OR INDICATE IF IT APPEARED AS A POINT OF LIGHT. INDICATE COMPARISONS WITH OTHER OBSERVED OBJECTS, LIKE STARS, A LIGHT OR OTHER OBJECT IN YOUR FIELD OF VIEW.

It was a football shaped object that was white like a light. Once it changed to red all over, but most of the time it was white. The closer it came towards me, The brighter the light was. Also the closer it came towards me, The faster it went.

8. WHERE WERE YOU WHEN YOU SAW THE PHENOMENON? *(Check appropriate blocks.)*

✓	OUTDOORS		IN BUSINESS SECTION OF CITY
	IN BUILDING	✓	IN RESIDENTIAL SECTION OF CITY
	IN CAR ☐ AS DRIVER ☐ AS PASSENGER		IN OPEN COUNTRYSIDE
	IN BOAT		NEAR AIRFIELD
	IN AIRPLANE ☐ AS PILOT ☐ AS PASSENGER		FLYING OVER CITY
	OTHER		FLYING OVER OPEN COUNTRY
			OTHER

A. IF YOU WERE IN A VEHICLE, COMPLETE THE FOLLOWING:

WHAT DIRECTION WERE YOU MOVING?

	NORTH		EAST
	SOUTH		WEST
	NORTHEAST		SOUTHEAST
	NORTHWEST		SOUTHWEST

HOW FAST WERE YOU MOVING?

DID YOU STOP ANYTIME WHILE OBSERVING THE PHENOMENON? ☐ YES ☐ NO

EXPLAIN WHETHER SUCH MOVEMENT AFFECTS YOUR SKETCHES IN ITEMS 5 AND 6.

DESCRIBE TYPE OF VEHICLE YOU WERE IN AND TYPE OF ROAD, TERRAIN OR BODY OF WATER YOU TRAVERSED DURING THE SIGHTING. STATE WHETHER WINDOWS OR CONVERTIBLE TOP WERE UP OR DOWN.

HOW MUCH OTHER TRAFFIC WAS THERE?

DID YOU NOTICE ANY AIRPLANES? ☐ YES ☐ NO. IF "YES," DESCRIBE WHEN THEY WERE IN SIGHT RELATIVE TO THE TIME OF SIGHTING THE PHENOMENON AND WHERE THEY WERE IN THE SKY RELATIVE TO THE POSITION OF THE PHENOMENON.

9. HOW LONG WAS THE PHENOMENON IN SIGHT?

LENGTH OF TIME				
about 5 min. first time & 2 min the other	✓	CERTAIN OF TIME		NOT VERY SURE
		FAIRLY CERTAIN		JUST A GUESS

HOW WAS TIME DETERMINED?

Just watched it 1st time. Last time I looked back

WAS THE PHENOMENON IN SIGHT CONTINUOUSLY? ☐ YES ☑ NO. IF "NO," INDICATE WHETHER THIS IS DUE TO YOUR MOVEMENT OR THE BEHAVIOR OF THE PHENOMENON, AND DESCRIBE SUCH MOVEMENT OR BEHAVIOR. INDICATE DISAPPEARANCES ON PREVIOUS SKETCHES.

The UFO left Twice & came back.

15. DRAW A PICTURE THAT WILL SHOW THE SHAPE OF THE PHENOMENON. INCLUDE AND LABEL ANY DETAILS THAT MIGHT HAVE APPEARED AS WINGS OR PROTRUSIONS, AND INDICATE EXHAUST OR VAPOR TRAILS. INDICATE BY AN ARROW THE DIRECTION THE PHENOMENON WAS MOVING.



16. WHAT WAS THE ANGULAR SIZE? HOLD A MATCH AT ARM'S LENGTH IN FRONT OF A KNOWN OBJECT, SUCH AS A STREET LAMP OR THE MOON. NOTE HOW MUCH OF THE OBJECT IS COVERED BY THE HEAD OF THE MATCH. NOW IF YOU HAD BEEN ABLE TO PERFORM THIS EXPERIMENT AT THE TIME OF THE SIGHTING, ESTIMATE WHAT FRACTION OF THE PHENOMENON WOULD HAVE BEEN COVERED BY THE MATCH HEAD.

about 1/4 or 1/5 of the object

13. DID THE PHENOMENON	YES	NO	UNKNOWN
MOVE IN A STRAIGHT LINE?	✓		
STAND STILL AT ANYTIME?	✓		
SUDDENLY SPEED UP AND RUN AWAY?		✓	
BREAK UP IN PARTS AND EXPLODE?		✓	
CHANGE COLOR?	✓		
GIVE OFF SMOKE?		✓	
CHANGE BRIGHTNESS?	✓		
CHANGE SHAPE?		✓	
FLASH OR FLICKER?	✓		
DISAPPEAR AND REAPPEAR?	✓		
SPIN LIKE A TOP?		✓	
MAKE A NOISE?		✓	
FLUTTER OR WOBBLE?		✓	

14. WHAT DREW YOUR ATTENTION TO THE PHENOMENON?

I was sitting outside with my mother & my aunt. I happened to look up & see it. I didn't really know what it was but I said to them "look there's a flying saucer." Then we all started watching it

A. HOW DID IT FINALLY DISAPPEAR?

It just flying until it was finally out of sight.

B. DID THE PHENOMENON MOVE BEHIND OR IN FRONT OF SOMETHING, LIKE A CLOUD, TREE, OR BUILDING AT ANY TIME?
☒ YES ☐ NO. IF "YES," DESCRIBE.

It stopped beside a tower with red lights on it for a long time.

22. HAVE YOU EVER SEEN THIS OR A SIMILAR PHENOMENON BEFORE? ☐ YES ☒ NO. IF "YES," GIVE DATE AND LOCATION.

23. WAS ANYONE WITH YOU AT THE TIME YOU SAW THE PHENOMENON? ☒ YES ☐ NO. IF "YES," DID THEY SEE IT TOO? ☒ YES ☐ NO.

A. LIST THEIR NAMES AND ADDRESSES

Suesonne Chambers 324 Burkhart Apt. 3

Rose Hunter 1602 Rowan

24. GIVE THE FOLLOWING INFORMATION ABOUT YOURSELF

LAST NAME, FIRST NAME, MIDDLE NAME

[redacted]

ADDRESS (Street, City, State and Zip Code)

[redacted]

TELEPHONE (Area code and number)

AGE				
17	X	MALE		FEMALE

INDICATE ADDITIONAL INFORMATION INCLUDING OCCUPATION AND ANY EXPERIENCE WHICH MAY BE PERTINENT.

I work for the government as a desk clerk at the General Service Administration.

25. WHEN AND TO WHOM DID YOU REPORT THAT YOU HAD SIGHTED THIS PHENOMENON?

NAME _____ DAY _____ MONTH _____ YEAR _____

26. DATE YOU COMPLETED THIS QUESTIONNAIRE.

DAY _____ MONTH July YEAR 62

17. DID YOU OBSERVE THE PHENOMENON THROUGH ANY OF THE FOLLOWING? INCLUDE INFORMATION ON MODEL, TYPE, FILTER, LENS PRESCRIPTION OR OTHER APPLICABLE DATA.

✓	EYEGLASSES		CAMERA VIEWER
	SUNGLASSES		BINOCULARS
	WINDSHIELD		TELESCOPE
	SIDE WINDOW OF VEHICLE		THEODOLITE
	WINDOWPANE		OTHER

A. DO YOU ORDINARILY WEAR GLASSES? ☑ YES ☐ NO

B. DO YOU USE READING GLASSES? ☐ YES ☑ NO

18. WHAT WAS YOUR IMPRESSION OF THE SPEED OF THE PHENOMENON? GIVE ESTIMATE OF SPEED [illegible]

19. WHAT WAS YOUR IMPRESSION OF THE DISTANCE OF THE PHENOMENON? GIVE ESTIMATE OF DISTANCE [illegible] miles

20. IN ORDER THAT WE MAY OBTAIN AS CLEAR A PICTURE AS POSSIBLE OF WHAT YOU SAW, DESCRIBE IN YOUR OWN WORDS A COMMON OBJECT OR OBJECTS WHICH, WHEN PLACED IN THE SKY, SIMILAR TO WHERE YOU NOTED THE PHENOMENON, WOULD BEAR SOME RESEMBLANCE TO WHAT YOU SAW. DESCRIBE SIMILARITIES AND DIFFERENCES BETWEEN THE COMMON OBJECT AND WHAT YOU SAW.

The only thing I can think of that it looked anything like would be a search light for planes

21. DID YOU NOTICE ANY ODOR, NOISE, OR HEAT EMANATING FROM THE PHENOMENON OR ANY EFFECT ON YOURSELF, ANIMALS OR MACHINERY IN THE VICINITY? ☐ YES ☒ NO. IF "YES," DESCRIBE.

A. DID THE PHENOMENON DISTURB THE GROUND OR LEAVE ANY PHYSICAL EVIDENCE. ☐ YES ☒ NO. IF "YES," DESCRIBE.

DEPARTMENT OF THE AIR FORCE
HEADQUARTERS FOREIGN TECHNOLOGY DIVISION (AFSC)
WRIGHT-PATTERSON AIR FORCE BASE, OHIO 45433

REPLY TO ATTN OF: TDPT (UFO)

JUL 10 1968

SUBJECT: UFO Observation , 5 July 1968

TO: [redacted]
Dayton, Ohio 45403

Reference your recent unidentified flying object sighting which you reported to the Air Force. The information which we have received is not sufficient for a scientific investigation. Request you complete the attached AF Form 117 and return it in the self-addressed envelope. Thank you for reporting your observation to the Air Force.

HECTOR QUINTANILLA, Jr, Lt Colonel, USAF
Chief, Aerial Phenomena Office
Aerospace Technologies Division
Production Directorate

1 Atch
AF Form 117 w/envelope

6A. NOW IMAGINE YOU ARE AT THE CENTER OF THE COMPASS ROSE. PLACE AN "A" ON THE COMPASS TO INDICATE THE DIRECTION TO THE PHENOMENON WHEN FIRST SEEN. PLACE A "B" ON THE COMPASS TO INDICATE THE DIRECTION TO THE PHENOMENON WHEN LAST SEEN.

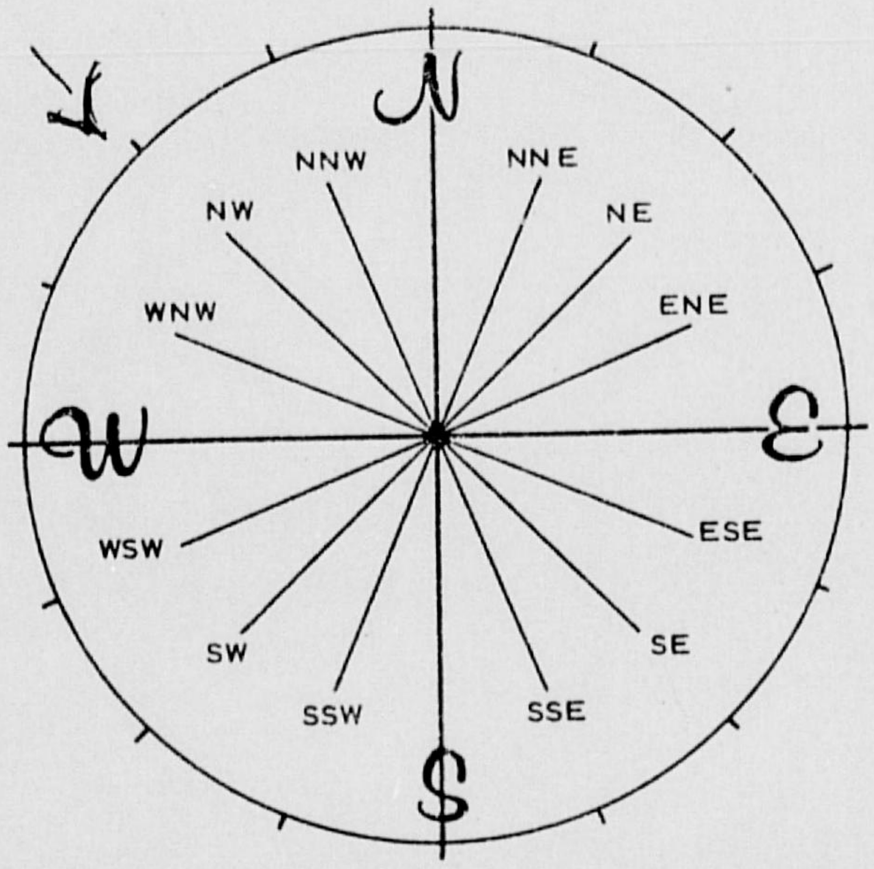

7. IN THE SKETCH BELOW, PLACE AN "A" AT THE POSITION OF THE PHENOMENON WHEN FIRST SEEN, AND A "B" AT THE POSITION OF THE PHENOMENON WHEN LAST SEEN. CONNECT THE "A" AND "B" WITH A LINE TO APPROXIMATE THE MOVEMENT OF THE PHENOMENON BETWEEN "A" AND "B". THAT IS, SCHEMATICALLY SHOW WHETHER THE MOVEMENT APPEARED TO BE STRAIGHT, CURVED OR ZIG-ZAG. REFER TO SMALLER SKETCH AS AN EXAMPLE OF HOW TO COMPLETE THE LARGER SKETCH.

It went from ~~one~~ side to the other when it was still it droped straight down

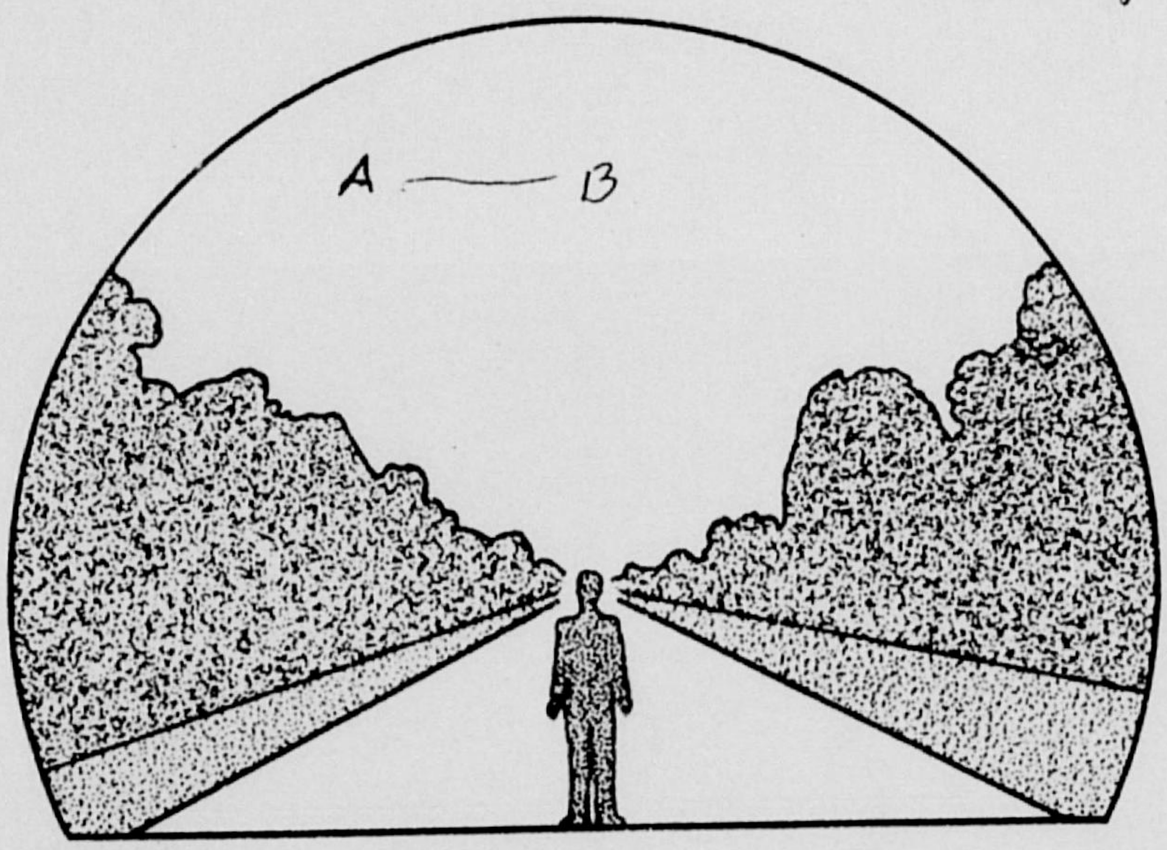

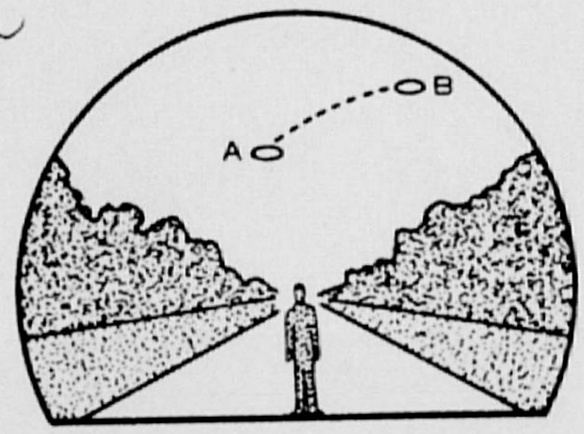

SIGHTING OF UNIDENTIFIED PHENOMENA QUESTIONNAIRE

BUDGET BUREAU APPROVAL NUMBER 21-R258

THIS QUESTIONNAIRE HAS BEEN PREPARED SO THAT YOU CAN GIVE THE U.S. AIR FORCE AS MUCH INFORMATION AS POSSIBLE CONCERNING THE UNIDENTIFIED PHENOMENON THAT YOU HAVE OBSERVED. PLEASE TRY TO ANSWER ALL OF THE QUESTIONS. THE INFORMATION YOU GIVE WILL BE USED FOR RESEARCH PURPOSES YOUR NAME WILL NOT BE USED IN CONNECTION WITH ANY OF YOUR STATEMENTS OR CONCLUSIONS WITHOUT YOUR PERMISSION. RETURN TO AIR FORCE BASE INVESTIGATOR FOR FORWARDING TO FTD (TDETR), WRIGHT-PATTERSON AFB, OHIO 45433, IAW AFR 80-17. *(IF ADDITIONAL SHEETS ARE NEEDED FOR NARRATIVE OR SKETCHES ATTACH SECURELY TO THIS FORM OR ANNOTATE WITH YOUR NAME FOR IDENTIFICATION.)*

1. WHEN DID YOU SEE THE PHENOMENON?
DAY Friday 5 MONTH 7 YEAR 68

2. WHAT TIME DID YOU FIRST SIGHT THE PHENOMENON?
HOUR _____ MINUTES _____ [ ] A.M. [ ] P.M.

3. WHAT TIME DID YOU LAST SIGHT THE PHENOMENON?
HOUR 10 MINUTES 15 [ ] A.M. [X] P.M.

4. TIME ZONE [ ] DAYLIGHT SAVINGS [ ] STANDARD
[ ] EASTERN [ ] CENTRAL [ ] MOUNTAIN [ ] PACIFIC [ ] OTHER

5. WHERE WERE YOU WHEN YOU SAW THE PHENOMENON? IF IN CITY, GIVE THE NEAREST STREET ADDRESS AND INDICATE ON A HAND DRAWN MAP WHERE YOU WERE STANDING WITH REFERENCE TO THE ADDRESS. IF IN THE COUNTRY, IDENTIFY THE HIGHWAY YOU WERE ON OR NEAR AND TRY TO FIX A DISTANCE AND DIRECTION FROM SOME RECOGNIZABLE LANDMARK.

I was at [redacted] I was standing on the Cherry wood side to see the object. object.

[redacted] wood. [redacted] corner.

6. IMAGINE YOU ARE AT THE POINT SHOWN IN THE SKETCH, PLACE AN "A" ON THE CURVED LINE TO SHOW HOW HIGH THE PHENOMENON WAS ABOVE THE HORIZON, OR SKYLINE, WHEN FIRST SEEN. PLACE A "B" ON THE SAME CURVED LINE TO SHOW HOW HIGH ABOVE THE HORIZON THE PHENOMENON WAS WHEN LAST SEEN.

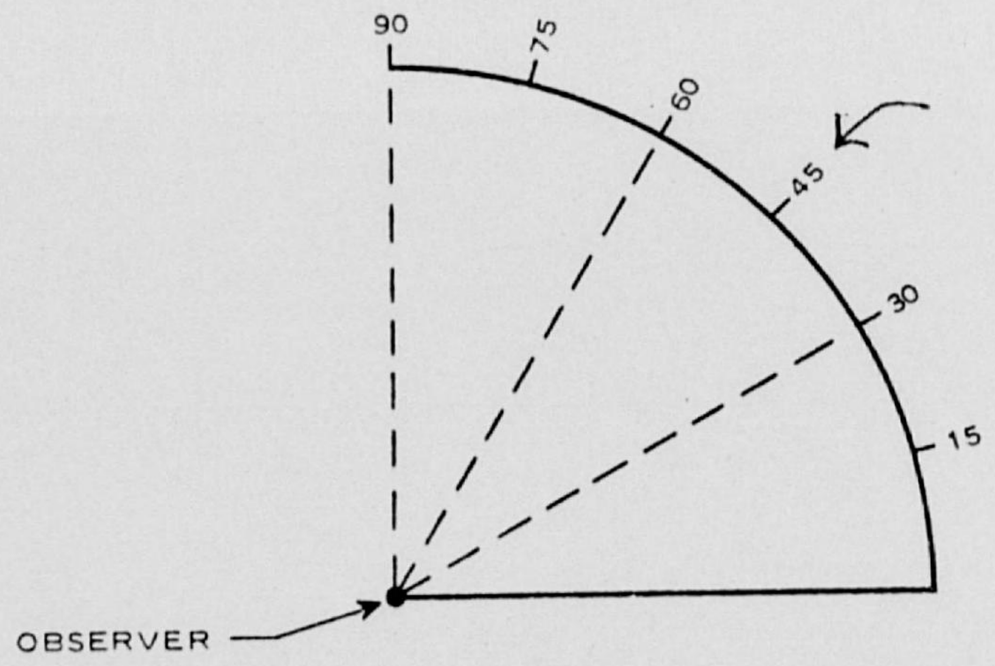

10. IF THERE WERE MORE THAN ONE PHENOMENON, HOW MANY WERE THERE? DRAW A PICTURE TO SHOW HOW THEY WERE ARRANGED. DID THIS ARRANGEMENT CHANGE DURING THE SIGHTING?

the object change the last time I ~~I~~ saw it a little it became closer and larger. brighter.

11. CONDITIONS *(Check appropriate blocks.)*

A. SKY		B. WEATHER			
	DAY		CUMULUS CLOUDS *(Low fluffy)*		FOG OR MIST
	TWILIGHT		CIRRUS CLOUDS *(High fleecy or Herring-bone)*		HEAVY RAIN
✓	NIGHT			✓	LIGHT RAIN OR DRIZZLE
	CLEAR		NIMBUS CLOUDS *(Rain)*		HAIL
✓	PARTLY CLOUDY		CUMULONIMBUS CLOUDS *(Thunderstorms)*		SNOW OR SLEET
	COMPLETELY OVERCAST				UNKNOWN
			HAZE OR SMOG		NONE OF THE ABOVE

C. IF THE SIGHTING WAS AT TWILIGHT OR NIGHT, WHAT DID YOU NOTICE ABOUT THE STARS AND MOON?

(1) STARS		(2) MOON			
	NONE there was 1 star		BRIGHT MOONLIGHT		NO MOONLIGHT
	A FEW		MOON WITH HALO		UNKNOWN ✓
	MANY		MOON HIDDEN BY CLOUDS		
	UNKNOWN		PARTIAL *(New or quarter)*		

D. IF SIGHTING WAS IN DAYLIGHT, WAS THE SUN VISIBLE? ☐ YES ☐ NO. IF "YES," WHERE WAS THE SUN AS YOU FACED THE PHENOMENON?

	IN FRONT OF YOU		TO YOUR RIGHT		OVERHEAD *(Near noon)*
	IN BACK OF YOU		TO YOUR LEFT ✓		UNKNOWN

E. SPECIFY THE MAJOR SOURCE OF ILLUMINATION PRESENT DURING THE SIGHTING, SUCH AS THE SUN, HEADLIGHTS OR STREET LAMP, ETC. FOR TERRESTRIAL ILLUMINATION, SPECIFY DISTANCE TO LIGHT SOURCE.

12. GIVE A BRIEF DESCRIPTION OF THE PHENOMENON, INDICATING WHETHER IT APPEARED DARK OR LIGHT, WHETHER IT REFLECTED LIGHT OR WAS SELF-LUMINOUS AND WHAT COLORS YOU NOTICED. DESCRIBE YOUR IMPRESSION OF WHETHER IT WAS SOLID OR TRANSPARENT, WHETHER EDGES WERE SHARP OR FUZZY. DESCRIBE THE SHAPE OR INDICATE IF IT APPEARED AS A POINT OF LIGHT. INDICATE COMPARISONS WITH OTHER OBSERVED OBJECTS, LIKE STARS, A LIGHT OR OTHER OBJECT IN YOUR FIELD OF VIEW.

8. WHERE WERE YOU WHEN YOU SAW THE PHENOMENON? *(Check appropriate blocks.)*

X	OUTDOORS		IN BUSINESS SECTION OF CITY
	IN BUILDING		IN RESIDENTIAL SECTION OF CITY
	IN CAR ☐ AS DRIVER ☐ AS PASSENGER		IN OPEN COUNTRYSIDE
	IN BOAT	X	NEAR AIRFIELD
	IN AIRPLANE ☐ AS PILOT ☐ AS PASSENGER		FLYING OVER CITY
	OTHER		FLYING OVER OPEN COUNTRY
			OTHER

A. IF YOU WERE IN A VEHICLE, COMPLETE THE FOLLOWING:

WHAT DIRECTION WERE YOU MOVING?

	NORTH It was North		EAST
	SOUTH		WEST
	NORTHEAST		SOUTHEAST
	NORTHWEST		SOUTHWEST

HOW FAST WERE YOU MOVING?

I was sitting down on the hill on the side of the house

DID YOU STOP ANYTIME WHILE OBSERVING THE PHENOMENON?

☐ YES ☐ NO

EXPLAIN WHETHER SUCH MOVEMENT AFFECTS YOUR SKETCHES IN ITEMS 5 AND 6.

DESCRIBE TYPE OF VEHICLE YOU WERE IN AND TYPE OF ROAD, TERRAIN OR BODY OF WATER YOU TRAVERSED DURING THE SIGHTING. STATE WHETHER WINDOWS OR CONVERTIBLE TOP WERE UP OR DOWN.

HOW MUCH OTHER TRAFFIC WAS THERE?

none

DID YOU NOTICE ANY AIRPLANES? ☐ YES ☒ NO. IF "YES," DESCRIBE WHEN THEY WERE IN SIGHT RELATIVE TO THE TIME OF SIGHTING THE PHENOMENON AND WHERE THEY WERE IN THE SKY RELATIVE TO THE POSITION OF THE PHENOMENON.

9. 8 mi or a little more HOW LONG WAS THE PHENOMENON IN SIGHT?

LENGTH OF TIME

	CERTAIN OF TIME		NOT VERY SURE
X	FAIRLY CERTAIN		JUST A GUESS

HOW WAS TIME DETERMINED?

It seemed like about 10 to 15 mi it just appear and stay around 8 mi

WAS THE PHENOMENON IN SIGHT CONTINUOUSLY? ☐ YES ☒ NO. IF "NO," INDICATE WHETHER THIS IS DUE TO YOUR MOVEMENT OR THE BEHAVIOR OF THE PHENOMENON, AND DESCRIBE SUCH MOVEMENT OR BEHAVIOR. INDICATE DISAPPEARANCES ON PREVIOUS SKETCHES.

I dident see and rain clouds but after I saw this Object and ran in to call I maent in five seconds till it began to rain but only a few drops and that was all

15. DRAW A PICTURE THAT WILL SHOW THE SHAPE OF THE PHENOMENON. INCLUDE AND LABEL ANY DETAILS THAT MIGHT HAVE APPEARED AS WINGS OR PROTRUSIONS, AND INDICATE EXHAUST OR VAPOR TRAILS. INDICATE BY AN ARROW THE DIRECTION THE PHENOMENON WAS MOVING.

I thought once I ~~saaw~~ saw a red light on the top of the left side but it was so close to a ~~tower~~ tower it could have been on the tower.

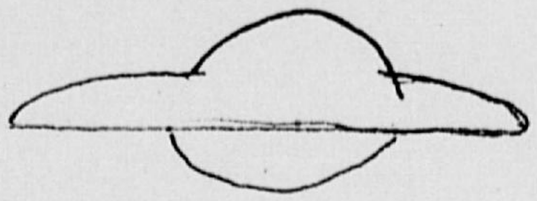

L

16. WHAT WAS THE ANGULAR SIZE? HOLD A MATCH AT ARM'S LENGTH IN FRONT OF A KNOWN OBJECT, SUCH AS A STREET LAMP OR THE MOON. NOTE HOW MUCH OF THE OBJECT IS COVERED BY THE HEAD OF THE MATCH. NOW IF YOU HAD BEEN ABLE TO PERFORM THIS EXPERIMENT AT THE TIME OF THE SIGHTING, ESTIMATE WHAT FRACTION OF THE PHENOMENON WOULD HAVE BEEN COVERED BY THE MATCH HEAD.

I don't really no by doing that

13. DID THE PHENOMENON	YES	NO	UNKNOWN
MOVE IN A STRAIGHT LINE?			
STAND STILL AT ANYTIME?	✓		
SUDDENLY SPEED UP AND RUN AWAY?		✓	
BREAK UP IN PARTS AND EXPLODE?		✓	
CHANGE COLOR?		✓	
GIVE OFF SMOKE?		✓	
CHANGE BRIGHTNESS?	✓		
CHANGE SHAPE?	✓		
FLASH OR FLICKER?			✓
DISAPPEAR AND REAPPEAR?	✓		
SPIN LIKE A TOP?		✓	
MAKE A NOISE?			✓
FLUTTER OR WOBBLE?			✓

14. WHAT DREW YOUR ATTENTION TO THE PHENOMENON?

my son -

A. HOW DID IT FINALLY DISAPPEAR?

went to one side there must have been clouds for it to disappear and then reappear.

B. DID THE PHENOMENON MOVE BEHIND OR IN FRONT OF SOMETHING, LIKE A CLOUD, TREE, OR BUILDING AT ANY TIME?
☑ YES ☐ NO. IF "YES," DESCRIBE.

22. HAVE YOU EVER SEEN THIS OR A SIMILAR PHENOMENON BEFORE? ☐ YES ☒ NO. IF "YES," GIVE DATE AND LOCATION.

23. WAS ANYONE WITH YOU AT THE TIME YOU SAW THE PHENOMENON? ☒ YES ☐ NO. IF "YES," DID THEY SEE IT TOO? ☒ YES ☐ NO.

A. LIST THEIR NAMES AND ADDRESSES

[redacted]

24. GIVE THE FOLLOWING INFORMATION ABOUT YOURSELF

LAST NAME, FIRST NAME, MIDDLE NAME [redacted]

ADDRESS (Street, City, State and Zip Code) [redacted] Apt 3

TELEPHONE (Area code and number)	AGE				
[redacted]	33		MALE		X FEMALE

INDIC[redacted]TION INCLUDING OCCUPATION AND ANY EXPERIENCE WHICH MAY BE PERTINENT.

Home Wife

to some one at the field it took me an hour to get them to one telephone

25. WHEN AND TO WHOM DID YOU REPORT THAT YOU HAD SIGHTED THIS PHENOMENON?

NAME _____ DAY 5 MONTH July YEAR 68

26. DATE YOU COMPLETED THIS QUESTIONNAIRE.

DAY 14 MONTH July YEAR 68

17. DID YOU OBSERVE THE PHENOMENON THROUGH ANY OF THE FOLLOWING? INCLUDE INFORMATION ON MODEL, TYPE, FILTER, LENS PRESCRIPTION OR OTHER APPLICABLE DATA.

	EYEGLASSES		CAMERA VIEWER
	SUNGLASSES		BINOCULARS
	WINDSHIELD		TELESCOPE
	SIDE WINDOW OF VEHICLE		THEODOLITE
	WINDOWPANE just to Drive		OTHER

A. DO YOU ORDINARILY WEAR GLASSES? ☐ YES ☐ NO

B. DO YOU USE READING GLASSES? ☐ YES ☒ NO

18. WHAT WAS YOUR IMPRESSION OF THE SPEED OF THE PHENOMENON? GIVE ESTIMATE OF SPEED I don't see that close

19. WHAT WAS YOUR IMPRESSION OF THE DISTANCE OF THE PHENOMENON? GIVE ESTIMATE OF DISTANCE 1 mile ½

20. IN ORDER THAT WE MAY OBTAIN AS CLEAR A PICTURE AS POSSIBLE OF WHAT YOU SAW, DESCRIBE IN YOUR OWN WORDS A COMMON OBJECT OR OBJECTS WHICH, WHEN PLACED IN THE SKY, SIMILAR TO WHERE YOU NOTED THE PHENOMENON, WOULD BEAR SOME RESEMBLANCE TO WHAT YOU SAW. DESCRIBE SIMILARITIES AND DIFFERENCES BETWEEN THE COMMON OBJECT AND WHAT YOU SAW.

21. DID YOU NOTICE ANY ODOR, NOISE, OR HEAT EMANATING FROM THE PHENOMENON OR ANY EFFECT ON YOURSELF, ANIMALS OR MACHINERY IN THE VICINITY? ☐ YES ☒ NO. IF "YES," DESCRIBE.

A. DID THE PHENOMENON DISTURB THE GROUND OR LEAVE ANY PHYSICAL EVIDENCE. ☐ YES ☒ NO. IF "YES," DESCRIBE.

6A. NOW IMAGINE YOU ARE AT THE CENTER OF THE COMPASS ROSE. PLACE AN "A" ON THE COMPASS TO INDICATE THE DIRECTION TO THE PHENOMENON WHEN FIRST SEEN. PLACE A "B" ON THE COMPASS TO INDICATE THE DIRECTION TO THE PHENOMENON WHEN LAST SEEN.

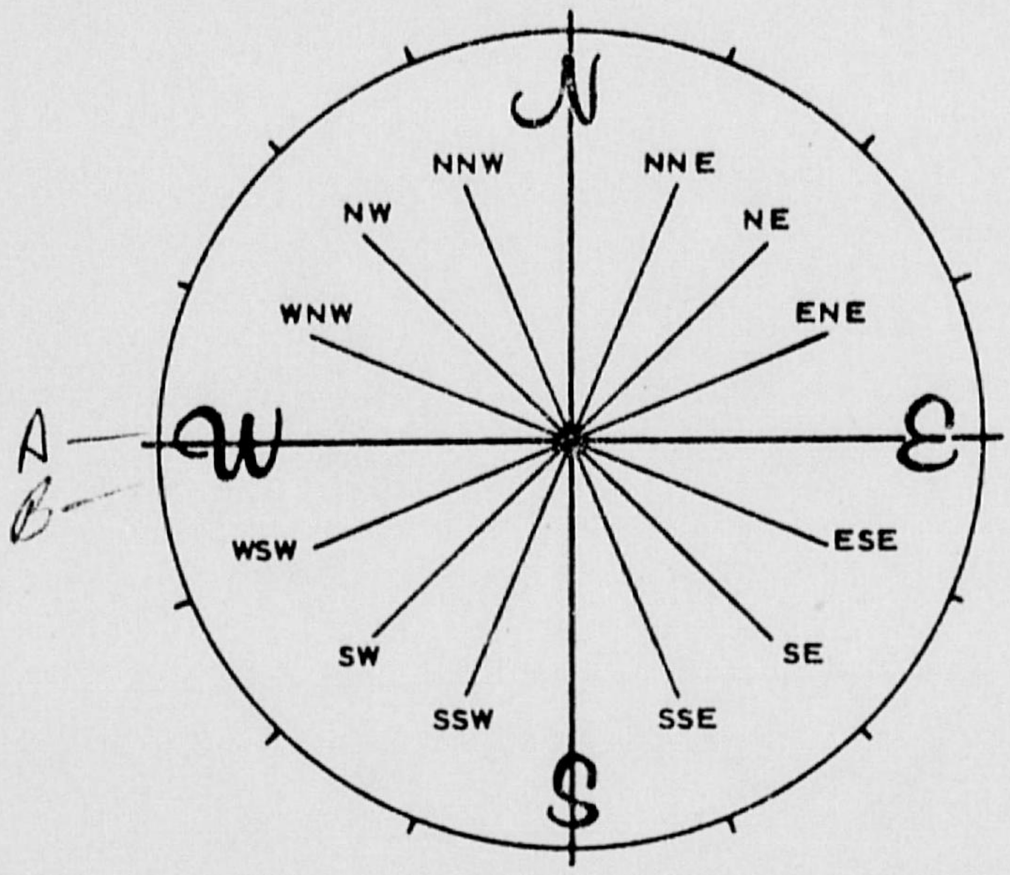

7. IN THE SKETCH BELOW, PLACE AN "A" AT THE POSITION OF THE PHENOMENON WHEN FIRST SEEN, AND A "B" AT THE POSITION OF THE PHENOMENON WHEN LAST SEEN. CONNECT THE "A" AND "B" WITH A LINE TO APPROXIMATE THE MOVEMENT OF THE PHENOMENON BETWEEN "A" AND "B". THAT IS, SCHEMATICALLY SHOW WHETHER THE MOVEMENT APPEARED TO BE STRAIGHT, CURVED OR ZIG-ZAG. REFER TO SMALLER SKETCH AS AN EXAMPLE OF HOW TO COMPLETE THE LARGER SKETCH.

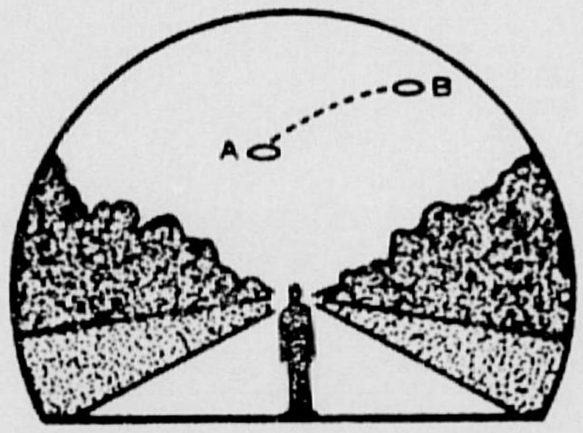



10. IF THERE WERE MORE THAN ONE PHENOMENON, HOW MANY WERE THERE? DRAW A PICTURE TO SHOW HOW THEY WERE ARRANGED. DID THIS ARRANGEMENT CHANGE DURING THE SIGHTING?

ONE (1)

11. CONDITIONS *(Check appropriate blocks.)*

A. SKY		B. WEATHER			
	DAY		CUMULUS CLOUDS *(Low fluffy)*		FOG OR MIST
	TWILIGHT		CIRRUS CLOUDS *(High fleecy or Herring-bone)*		HEAVY RAIN
✓	NIGHT				LIGHT RAIN OR DRIZZLE
	CLEAR		NIMBUS CLOUDS *(Rain)*		HAIL
	PARTLY CLOUDY		CUMULONIMBUS CLOUDS *(Thunderstorms)*		SNOW OR SLEET
	COMPLETELY OVERCAST				UNKNOWN
			HAZE OR SMOG	✓	NONE OF THE ABOVE

C. IF THE SIGHTING WAS AT TWILIGHT OR NIGHT, WHAT DID YOU NOTICE ABOUT THE STARS AND MOON?

(1) STARS		(2) MOON			
	NONE		BRIGHT MOONLIGHT		NO MOONLIGHT
✓	A FEW ONE		MOON WITH HALO		UNKNOWN
	MANY		MOON HIDDEN BY CLOUDS		
	UNKNOWN	✓	PARTIAL *(New or quarter)*		

D. IF SIGHTING WAS IN DAYLIGHT, WAS THE SUN VISIBLE? ☐ YES ☐ NO. IF "YES," WHERE WAS THE SUN AS YOU FACED THE PHENOMENON?

	IN FRONT OF YOU		TO YOUR RIGHT		OVERHEAD *(Near noon)*
	IN BACK OF YOU		TO YOUR LEFT		UNKNOWN

E. SPECIFY THE MAJOR SOURCE OF ILLUMINATION PRESENT DURING THE SIGHTING, SUCH AS THE SUN; HEADLIGHTS OR STREET LAMP, ETC. FOR TERRESTRIAL ILLUMINATION, SPECIFY DISTANCE TO LIGHT SOURCE.

OBJECT ITSELF

12. GIVE A BRIEF DESCRIPTION OF THE PHENOMENON, INDICATING WHETHER IT APPEARED DARK OR LIGHT, WHETHER IT REFLECTED LIGHT OR WAS SELF-LUMINOUS AND WHAT COLORS YOU NOTICED. DESCRIBE YOUR IMPRESSION OF WHETHER IT WAS SOLID OR TRANSPARENT, WHETHER EDGES WERE SHARP OR FUZZY. DESCRIBE THE SHAPE OR INDICATE IF IT APPEARED AS A POINT OF LIGHT. INDICATE COMPARISONS WITH OTHER OBSERVED OBJECTS, LIKE STARS, A LIGHT OR OTHER OBJECT IN YOUR FIELD OF VIEW.

SILVER - REAL BRIGHT
LIKE REFLECTED LIGHT FROM CITY
TOO FAR FOR INFO ON EDGES
LIKE A TINY STAR YOU KNOW
GOT LARGER AS IT CAME
CLOSER

AFR 80-17(C1)

SIGHTING OF UNIDENTIFIED PHENOMENA QUESTIONNAIRE

BUDGET BUREAU APPROVAL NUMBER 21-R258

THIS QUESTIONNAIRE HAS BEEN PREPARED SO THAT YOU CAN GIVE THE U.S. AIR FORCE AS MUCH INFORMATION AS POSSIBLE CONCERNING THE UNIDENTIFIED PHENOMENON THAT YOU HAVE OBSERVED. PLEASE TRY TO ANSWER ALL OF THE QUESTIONS. THE INFORMATION YOU GIVE WILL BE USED FOR RESEARCH PURPOSES. YOUR NAME WILL NOT BE USED IN CONNECTION WITH ANY OF YOUR STATEMENTS OR CONCLUSIONS WITHOUT YOUR PERMISSION. RETURN TO AIR FORCE BASE INVESTIGATOR FOR FORWARDING TO FTD (TDETR), WRIGHT-PATTERSON AFB, OHIO 45433, IAW AFR 80-17. *(IF ADDITIONAL SHEETS ARE NEEDED FOR NARRATIVE OR SKETCHES ATTACH SECURELY TO THIS FORM OR ANNOTATE WITH YOUR NAME FOR IDENTIFICATION.)*

1. WHEN DID YOU SEE THE PHENOMENON?
DAY 5 MONTH 7 YEAR 68

2. WHAT TIME DID YOU FIRST SIGHT THE PHENOMENON?
HOUR 2200 MINUTES _____ ☐ A.M. ☒ P.M.

3. WHAT TIME DID YOU LAST SIGHT THE PHENOMENON?
HOUR 2205 MINUTES _____ ☐ A.M. ☐ P.M.

4. TIME/ZONE ☐ DAYLIGHT SAVINGS ☐ STANDARD
☐ EASTERN ☐ CENTRAL ☐ MOUNTAIN ☐ PACIFIC ☐ OTHER

5. WHERE WERE YOU WHEN YOU SAW THE PHENOMENON? IF IN CITY, GIVE THE NEAREST STREET ADDRESS AND INDICATE ON A HAND DRAWN MAP WHERE YOU WERE STANDING WITH REFERENCE TO THE ADDRESS. IF IN THE COUNTRY, IDENTIFY THE HIGHWAY YOU WERE ON OR NEAR AND TRY TO FIX A DISTANCE AND DIRECTION FROM SOME RECOGNIZABLE LANDMARK.

IN THE YARD

W. PART OF DAYTON

6. IMAGINE YOU ARE AT THE POINT SHOWN IN THE SKETCH, PLACE AN "A" ON THE CURVED LINE TO SHOW HOW HIGH THE PHENOMENON WAS ABOVE THE HORIZON, OR SKYLINE. WHEN FIRST SEEN. PLACE A "B" ON THE SAME CURVED LINE TO SHOW HOW HIGH ABOVE THE HORIZON THE PHENOMENON WAS WHEN LAST SEEN.

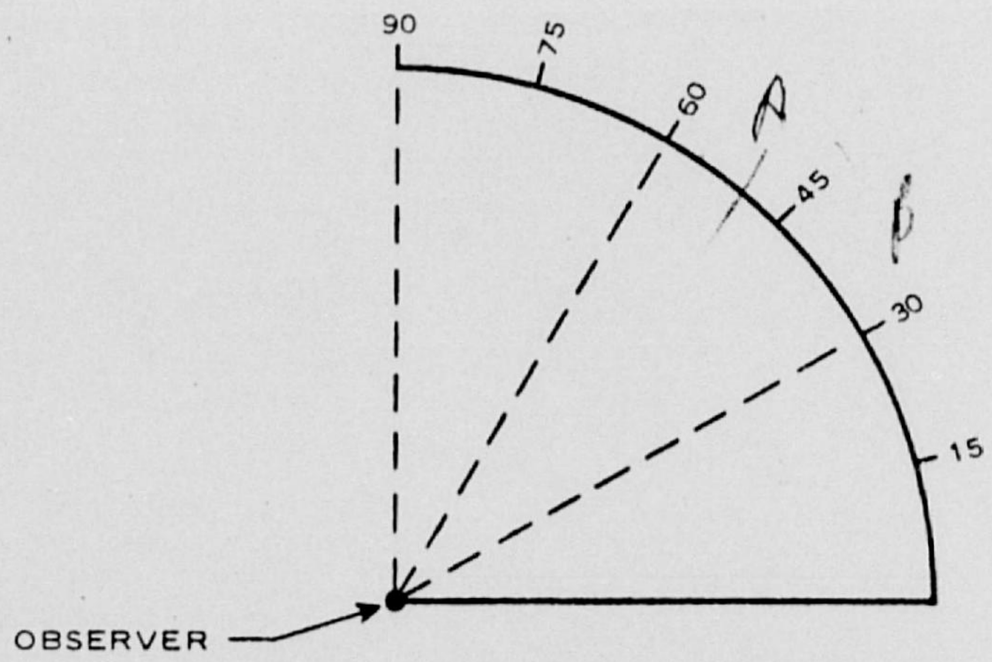

AF FORM AUG 67 117

8. WHERE WERE YOU WHEN YOU SAW THE PHENOMENON? *(Check appropriate blocks.)*

✓	OUTDOORS		IN BUSINESS SECTION OF CITY
	IN BUILDING	✓	IN RESIDENTIAL SECTION OF CITY
	IN CAR ☐ AS DRIVER ☐ AS PASSENGER		IN OPEN COUNTRYSIDE
	IN BOAT		NEAR AIRFIELD
	IN AIRPLANE ☐ AS PILOT ☐ AS PASSENGER		FLYING OVER CITY
	OTHER		FLYING OVER OPEN COUNTRY
			OTHER

A. IF YOU WERE IN A VEHICLE, COMPLETE THE FOLLOWING:

WHAT DIRECTION WERE YOU MOVING?

	NORTH		EAST
	SOUTH		WEST
	NORTHEAST		SOUTHEAST
	NORTHWEST		SOUTHWEST

HOW FAST WERE YOU MOVING?

DID YOU STOP ANYTIME WHILE OBSERVING THE PHENOMENON?

☐ YES ☐ NO

EXPLAIN WHETHER SUCH MOVEMENT AFFECTS YOUR SKETCHES IN ITEMS 5 AND 6.

DESCRIBE TYPE OF VEHICLE YOU WERE IN AND TYPE OF ROAD, TERRAIN OR BODY OF WATER YOU TRAVERSED DURING THE SIGHTING. STATE WHETHER WINDOWS OR CONVERTIBLE TOP WERE UP OR DOWN.

HOW MUCH OTHER TRAFFIC WAS THERE?

DID YOU NOTICE ANY AIRPLANES? ☐ YES ☑ NO. IF "YES," DESCRIBE WHEN THEY WERE IN SIGHT RELATIVE TO THE TIME OF SIGHTING THE PHENOMENON AND WHERE THEY WERE IN THE SKY RELATIVE TO THE POSITION OF THE PHENOMENON.

9. HOW LONG WAS THE PHENOMENON IN SIGHT?

LENGTH OF TIME 45 min		CERTAIN OF TIME	✓	NOT VERY SURE	
		FAIRLY CERTAIN		JUST A GUESS	

HOW WAS TIME DETERMINED?

WAS THE PHENOMENON IN SIGHT CONTINUOUSLY? ☐ YES ☐ NO. IF "NO," INDICATE WHETHER THIS IS DUE TO YOUR MOVEMENT OR THE BEHAVIOR OF THE PHENOMENON, AND DESCRIBE SUCH MOVEMENT OR BEHAVIOR. INDICATE DISAPPEARANCES ON PREVIOUS SKETCHES.

faded out 5-8 min

then comes back in sight

13. DID THE PHENOMENON	YES	NO	UNKNOWN
MOVE IN A STRAIGHT LINE?	✓		
STAND STILL AT ANYTIME?	✓		
SUDDENLY SPEED UP AND RUN AWAY?	✓		
BREAK UP IN PARTS AND EXPLODE?		✓	
CHANGE COLOR? GLOW THEN RED	✓		
GIVE OFF SMOKE?		✓	
CHANGE BRIGHTNESS?	✓		
CHANGE SHAPE?	✓		
FLASH OR FLICKER?		✓	
DISAPPEAR AND REAPPEAR?	✓		
SPIN LIKE A TOP?	✓		
MAKE A NOISE?		✓	
FLUTTER OR WOBBLE?		✓	

14. WHAT DREW YOUR ATTENTION TO THE PHENOMENON?

(17) SON noticed it
first away then
came back again
(10 times)

A. HOW DID IT FINALLY DISAPPEAR?

going behind trees

B. DID THE PHENOMENON MOVE BEHIND OR IN FRONT OF SOMETHING, LIKE A CLOUD, TREE, OR BUILDING AT ANY TIME?
☑ YES ☐ NO. IF "YES," DESCRIBE.

15. DRAW A PICTURE THAT WILL SHOW THE SHAPE OF THE PHENOMENON. INCLUDE AND LABEL ANY DETAILS THAT MIGHT HAVE APPEARED AS WINGS OR PROTRUSIONS, AND INDICATE EXHAUST OR VAPOR TRAILS. INDICATE BY AN ARROW THE DIRECTION THE PHENOMENON WAS MOVING.



LIKE A FOOTBALL

FOR COMPARE

AND SAME ENDS

AS IT APPEARED CLOSER

16. WHAT WAS THE ANGULAR SIZE? HOLD A MATCH AT ARM'S LENGTH IN FRONT OF A KNOWN OBJECT, SUCH AS A STREET LAMP OR THE MOON. NOTE HOW MUCH OF THE OBJECT IS COVERED BY THE HEAD OF THE MATCH. NOW IF YOU HAD BEEN ABLE TO PERFORM THIS EXPERIMENT AT THE TIME OF THE SIGHTING, ESTIMATE WHAT FRACTION OF THE PHENOMENON WOULD HAVE BEEN COVERED BY THE MATCH HEAD.

1/2 - TO LARGER THAN

NONE

22. HAVE YOU EVER SEEN THIS OR A SIMILAR PHENOMENON BEFORE? ☐ YES ☒ NO. IF "YES," GIVE DATE AND LOCATION.

23. WAS ANYONE WITH YOU AT THE TIME YOU SAW THE PHENOMENON? ☒ YES ☐ NO. IF "YES," DID THEY SEE IT TOO? ☒ YES ☐ NO.

A. LIST THEIR NAMES AND ADDRESSES

[redacted] ENGLISH

[redacted] WEST Hubbard Woods

24. GIVE THE FOLLOWING INFORMATION ABOUT YOURSELF

LAST NAME, FIRST NAME, MIDDLE NAME [redacted]

ADDRESS (Street [redacted] N. SOUTH STREET

TELEPHONE (Area code and number) [redacted]	AGE 34		MALE	☐	FEMALE

INDICATE ADDITIONAL INFORMATION INCLUDING OCCUPATION AND ANY EXPERIENCE WHICH MAY BE PERTINENT.

AT SISTERS ADDRESS

[redacted] APX 3

25. WHEN AND TO WHOM DID YOU REPORT THAT YOU HAD SIGHTED THIS PHENOMENON?

NAME DAVID J. PRICE DAY 5 MONTH DEC YEAR 67

26. DATE YOU COMPLETED THIS QUESTIONNAIRE.

DAY 5 MONTH DEC YEAR 67

17. DID YOU OBSERVE THE PHENOMENON THROUGH ANY OF THE FOLLOWING? INCLUDE INFORMATION ON MODEL, TYPE, FILTER, LENS PRESCRIPTION OR OTHER APPLICABLE DATA.

	EYEGLASSES		CAMERA VIEWER
	SUNGLASSES		BINOCULARS
	WINDSHIELD		TELESCOPE
	SIDE WINDOW OF VEHICLE		THEODOLITE
	WINDOWPANE		OTHER

A. DO YOU ORDINARILY WEAR GLASSES? ☐ YES ☐ NO

B. DO YOU USE READING GLASSES? ☐ YES ☐ NO

18. WHAT WAS YOUR IMPRESSION OF THE SPEED OF THE PHENOMENON? GIVE ESTIMATE OF SPEED no.

19. WHAT WAS YOUR IMPRESSION OF THE DISTANCE OF THE PHENOMENON? GIVE ESTIMATE OF DISTANCE no.

20. IN ORDER THAT WE MAY OBTAIN AS CLEAR A PICTURE AS POSSIBLE OF WHAT YOU SAW, DESCRIBE IN YOUR OWN WORDS A COMMON OBJECT OR OBJECTS WHICH, WHEN PLACED IN THE SKY, SIMILAR TO WHERE YOU NOTED THE PHENOMENON, WOULD BEAR SOME RESEMBLANCE TO WHAT YOU SAW. DESCRIBE SIMILARITIES AND DIFFERENCES BETWEEN THE COMMON OBJECT AND WHAT YOU SAW.

Foot ball

21. DID YOU NOTICE ANY ODOR, NOISE, OR HEAT EMANATING FROM THE PHENOMENON OR ANY EFFECT ON YOURSELF, ANIMALS OR MACHINERY IN THE VICINITY? ☐ YES ☑ NO. IF "YES," DESCRIBE.

A. DID THE PHENOMENON DISTURB THE GROUND OR LEAVE ANY PHYSICAL EVIDENCE. ☐ YES ☑ NO. IF "YES," DESCRIBE.

27. INFORMATION WHICH YOU FEEL IS PERTINENT BUT WHICH IS NOT ADEQUATELY COVERED IN THIS QUESTIONNAIRE, ALTERNATIVELY PROVIDE A NARRATIVE EXPLANATION OF THE SIGHTING.

FOUND IT ALREADY

GOOD

JUL 18 1968

TDPT (UFO) Lt Colonel Quintanilla,/70916/sjc/18 Jul 1968

UFO Observation, 5 July 1968

Mr J[redacted]

Dayton, Ohio 45420

1. Thank you for your letter of July 15, 1968. Your name was given to the Duty Officer at Wright-Patterson Air Force Base (by telephone) as being a witness to an unidentified flying object (UFO) observation on the night of 5 July 1968. We should have forwarded you the attached form letter which would have explained that your name was given to us as a witness instead of your having reported the observation.

2. We received many reports on the night of 5 July that were identified as an aircraft that had an electrical advertising sign attached to it. The plane is a Cessna 172 that operates between 50 to 60 mph and when the sign is lighted, it can be seen as far as 15 miles away. The sign was advertising for Stueve Ford of Miamisburg and was operating in the area of Miamisburg, Franklin, West Carrollton, Kettering and Dayton, on the night of 5 July 1968. We are compiling a report on those sightings which were reported to Wright-Patterson on the nights of 5, 6, and 7 July. If you did observe something unusual on the night of 5 July, we would appreciate your completing the attached AF Form 117.

HECTOR QUINTANILLA, JR, Lt Colonel, USAF
Chief, Aerial Phenomena Office
Aerospace Technologies Division
Production Directorate

2 Atch
1. Witness form ltr
2. AF form 117

TDPT (UFO) OFFICIAL FILE CY

TO: Mr. [redacted]

Thank you for

1. ~~This replies to~~ your letter of July 15, 1968. Your name was given to the Duty Officer at Wright-Patterson Air Force Base (by telephone) as being a witness to an unidentified flying object (UFO) observation on the night of 5 July 1968. We should have forwarded you the attached form letter, ~~wh~~ which would have explained that your name was given to us as as witness instead of ~~[redacted]~~ your having reported the observation.

2. We recdvied many reports on ~~this night that~~ the night of 5 July that were identified as an aircraft that had an electrical advertising sign attached to it. The plane is a Cessna 172 that operates between 50 to 60 mph and when the sign is lighted, it can be seen as far as 15 miles away. The sign was advertising for Stueve Ford of Miamisburg and was operating in the area of Miamisburg, Franklin, West Carrollton, Kettering and Dayton, on the night of 5 July 1968. We are compiling a report on those ~~observation~~ sightings which were reported to Wright-Patterson on the nights of 5, 6, and 7 July. ~~If you did observe this object, we would~~ If you did observe something unusual on the night of 5 July, we would appreciate your completing the attached AF Form 117~~3~~ ~~[redacted]~~.

2 atch
1. Witness form ltr
2. AF form 117

QUICK NOTE ®

DATE July 15 19 68

TO Lt Col Hector Quintanilia Jr.

Received your correspondence of July 10, 1968. I DID NOT contact you in any manner. Did you receive report in writing or verbally?

If in writing I would like a copy sent me.

Thank you,

[redacted]

FROM

NATIONAL / SNAP-A-PART 47-232 MADE IN U.S.A.

DEPARTMENT OF THE AIR FORCE
HEADQUARTERS FOREIGN TECHNOLOGY DIVISION (AFSC)
WRIGHT-PATTERSON AIR FORCE BASE, OHIO 45433

REPLY TO ATTN OF: TDPT (UFO)

JUL 10 1968

SUBJECT: UFO Observation, 5 July 1968

TO: Mr. T[redacted]
[redacted]
Dayton, Ohio 45420

Reference your recent unidentified flying object sighting which you reported to the Air Force. The information which we have received is not sufficient for a scientific investigation. Request you complete the attached AF Form 117 and return it in the self-addressed envelope. Thank you for reporting your observation to the Air Force.

HECTOR QUINTANILLA, Jr, Lt Colonel, USAF
Chief, Aerial Phenomena Office
Aerospace Technologies Division
Production Directorate

1 Atch
AF Form 117 w/envelope

6A. NOW IMAGINE YOU ARE AT THE CENTER OF THE COMPASS ROSE. PLACE AN "A" ON THE COMPASS TO INDICATE THE DIRECTION TO THE PHENOMENON WHEN FIRST SEEN. PLACE A "B" ON THE COMPASS TO INDICATE THE DIRECTION TO THE PHENOMENON WHEN LAST SEEN.

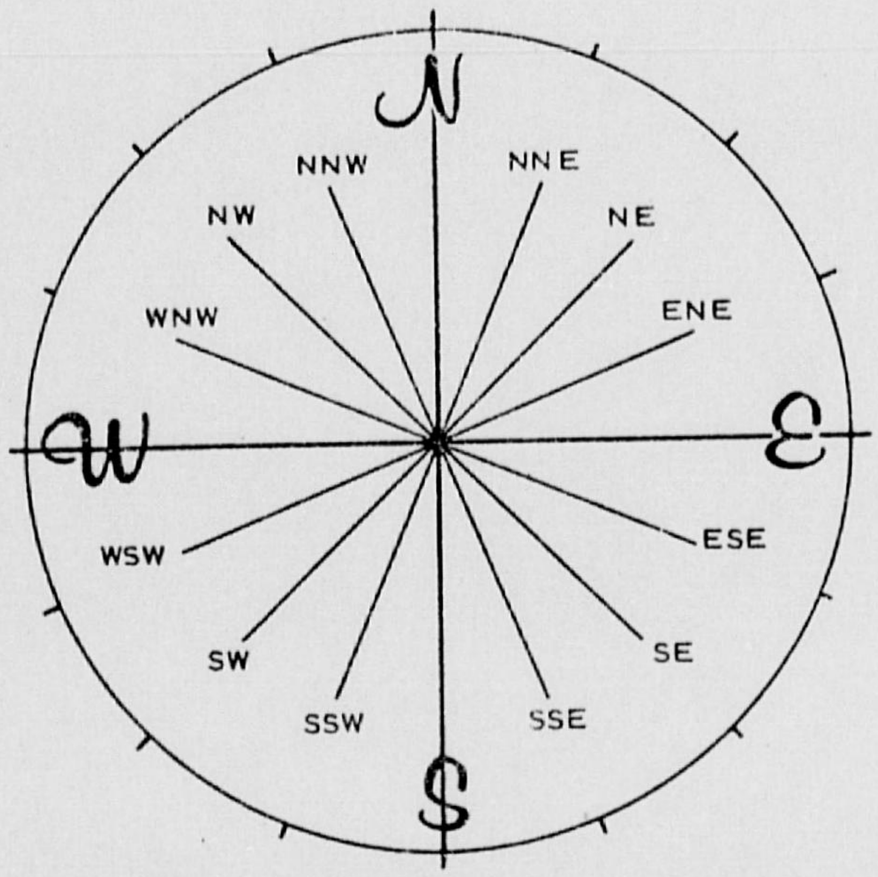

7. IN THE SKETCH BELOW, PLACE AN "A" AT THE POSITION OF THE PHENOMENON WHEN FIRST SEEN, AND A "B" AT THE POSITION OF THE PHENOMENON WHEN LAST SEEN. CONNECT THE "A" AND "B" WITH A LINE TO APPROXIMATE THE MOVEMENT OF THE PHENOMENON BETWEEN "A" AND "B". THAT IS, SCHEMATICALLY SHOW WHETHER THE MOVEMENT APPEARED TO BE STRAIGHT, CURVED OR ZIG-ZAG. REFER TO SMALLER SKETCH AS AN EXAMPLE OF HOW TO COMPLETE THE LARGER SKETCH.

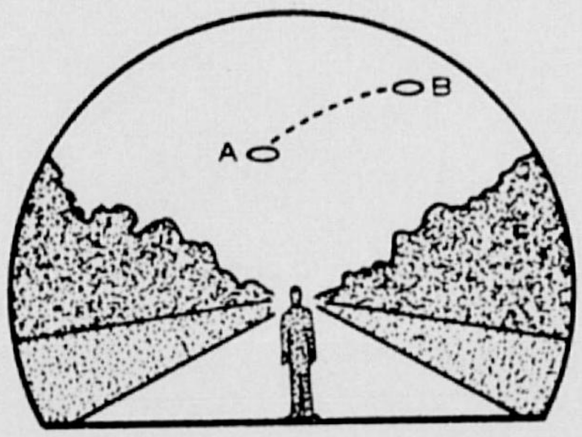



SIGHTING OF UNIDENTIFIED PHENOMENA QUESTIONNAIRE

BUDGET BUREAU APPROVAL NUMBER 21-R258

THIS QUESTIONNAIRE HAS BEEN PREPARED SO THAT YOU CAN GIVE THE U.S. AIR FORCE AS MUCH INFORMATION AS POSSIBLE CONCERNING THE UNIDENTIFIED PHENOMENON THAT YOU HAVE OBSERVED. PLEASE TRY TO ANSWER ALL OF THE QUESTIONS. THE INFORMATION YOU GIVE WILL BE USED FOR RESEARCH PURPOSES YOUR NAME WILL NOT BE USED IN CONNECTION WITH ANY OF YOUR STATEMENTS OR CONCLUSIONS WITHOUT YOUR PERMISSION. RETURN TO AIR FORCE BASE INVESTIGATOR FOR FORWARDING TO FTD (TDETR), WRIGHT-PATTERSON AFB, OHIO 45433, IAW AFR 80-17. *(IF ADDITIONAL SHEETS ARE NEEDED FOR NARRATIVE OR SKETCHES ATTACH SECURELY TO THIS FORM OR ANNOTATE WITH YOUR NAME FOR IDENTIFICATION.)*

1. WHEN DID YOU SEE THE PHENOMENON?

DAY _____ MONTH _____ YEAR _____

2. WHAT TIME DID YOU FIRST SIGHT THE PHENOMENON?

HOUR _____ MINUTES _____ ☐ A.M. ☐ P.M.

3. WHAT TIME DID YOU LAST SIGHT THE PHENOMENON?

HOUR _____ MINUTES _____ ☐ A.M. ☐ P.M.

4. TIME ZONE ☐ DAYLIGHT SAVINGS ☐ STANDARD

☐ EASTERN ☐ CENTRAL ☐ MOUNTAIN ☐ PACIFIC ☐ OTHER

5. WHERE WERE YOU WHEN YOU SAW THE PHENOMENON? IF IN CITY, GIVE THE NEAREST STREET ADDRESS AND INDICATE ON A HAND DRAWN MAP WHERE YOU WERE STANDING WITH REFERENCE TO THE ADDRESS. IF IN THE COUNTRY, IDENTIFY THE HIGHWAY YOU WERE ON OR NEAR AND TRY TO FIX A DISTANCE AND DIRECTION FROM SOME RECOGNIZABLE LANDMARK.

6. IMAGINE YOU ARE AT THE POINT SHOWN IN THE SKETCH, PLACE AN "A" ON THE CURVED LINE TO SHOW HOW HIGH THE PHENOMENON WAS ABOVE THE HORIZON, OR SKYLINE, WHEN FIRST SEEN. PLACE A "B" ON THE SAME CURVED LINE TO SHOW HOW HIGH ABOVE THE HORIZON THE PHENOMENON WAS WHEN LAST SEEN.

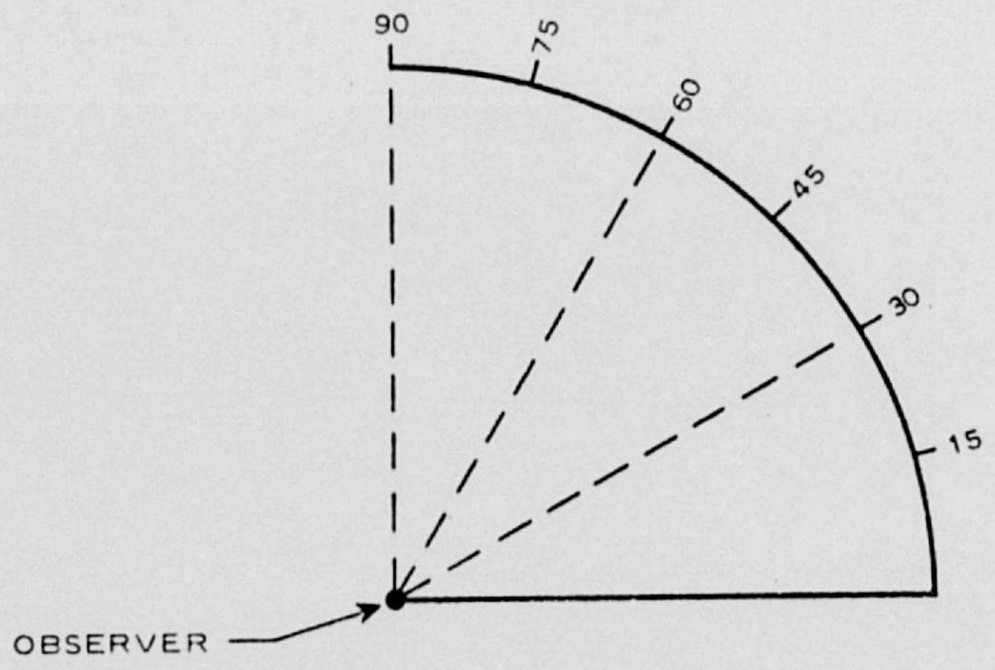

AF FORM AUG 67 117

10. IF THERE WERE MORE THAN ONE PHENOMENON, HOW MANY WERE THERE? DRAW A PICTURE TO SHOW HOW THEY WERE ARRANGED. DID THIS ARRANGEMENT CHANGE DURING THE SIGHTING?

11. CONDITIONS *(Check appropriate blocks.)*

A. SKY		B. WEATHER			
	DAY		CUMULUS CLOUDS *(Low fluffy)*		FOG OR MIST
	TWILIGHT		CIRRUS CLOUDS *(High fleecy or Herring-bone)*		HEAVY RAIN
	NIGHT				LIGHT RAIN OR DRIZZLE
	CLEAR		NIMBUS CLOUDS *(Rain)*		HAIL
	PARTLY CLOUDY		CUMULONIMBUS CLOUDS *(Thunderstorms)*		SNOW OR SLEET
	COMPLETELY OVERCAST				UNKNOWN
			HAZE OR SMOG		NONE OF THE ABOVE

C. IF THE SIGHTING WAS AT TWILIGHT OR NIGHT, WHAT DID YOU NOTICE ABOUT THE STARS AND MOON?

(1) STARS		(2) MOON			
	NONE		BRIGHT MOONLIGHT		NO MOONLIGHT
	A FEW		MOON WITH HALO		UNKNOWN
	MANY		MOON HIDDEN BY CLOUDS		
	UNKNOWN		PARTIAL *(New or quarter)*		

D. IF SIGHTING WAS IN DAYLIGHT, WAS THE SUN VISIBLE? ☐ YES ☐ NO. IF "YES," WHERE WAS THE SUN AS YOU FACED THE PHENOMENON?

	IN FRONT OF YOU		TO YOUR RIGHT		OVERHEAD *(Near noon)*
	IN BACK OF YOU		TO YOUR LEFT		UNKNOWN

E. SPECIFY THE MAJOR SOURCE OF ILLUMINATION PRESENT DURING THE SIGHTING, SUCH AS THE SUN, HEADLIGHTS OR STREET LAMP, ETC. FOR TERRESTRIAL ILLUMINATION, SPECIFY DISTANCE TO LIGHT SOURCE.

12. GIVE A BRIEF DESCRIPTION OF THE PHENOMENON, INDICATING WHETHER IT APPEARED DARK OR LIGHT, WHETHER IT REFLECTED LIGHT OR WAS SELF-LUMINOUS AND WHAT COLORS YOU NOTICED. DESCRIBE YOUR IMPRESSION OF WHETHER IT WAS SOLID OR TRANSPARENT, WHETHER EDGES WERE SHARP OR FUZZY. DESCRIBE THE SHAPE OR INDICATE IF IT APPEARED AS A POINT OF LIGHT. INDICATE COMPARISONS WITH OTHER OBSERVED OBJECTS, LIKE STARS, A LIGHT OR OTHER OBJECT IN YOUR FIELD OF VIEW.

8. WHERE WERE YOU WHEN YOU SAW THE PHENOMENON? *(Check appropriate blocks.)*

	OUTDOORS		IN BUSINESS SECTION OF CITY
	IN BUILDING		IN RESIDENTIAL SECTION OF CITY
	IN CAR ☐ AS DRIVER ☐ AS PASSENGER		IN OPEN COUNTRYSIDE
	IN BOAT		NEAR AIRFIELD
	IN AIRPLANE ☐ AS PILOT ☐ AS PASSENGER		FLYING OVER CITY
	OTHER		FLYING OVER OPEN COUNTRY
			OTHER

A. IF YOU WERE IN A VEHICLE, COMPLETE THE FOLLOWING:

WHAT DIRECTION WERE YOU MOVING?				HOW FAST WERE YOU MOVING?
	NORTH		EAST	
	SOUTH		WEST	DID YOU STOP ANYTIME WHILE OBSERVING THE PHENOMENON?
	NORTHEAST		SOUTHEAST	
	NORTHWEST		SOUTHWEST	☐ YES ☐ NO

EXPLAIN WHETHER SUCH MOVEMENT AFFECTS YOUR SKETCHES IN ITEMS 5 AND 6.

DESCRIBE TYPE OF VEHICLE YOU WERE IN AND TYPE OF ROAD, TERRAIN OR BODY OF WATER YOU TRAVERSED DURING THE SIGHTING. STATE WHETHER WINDOWS OR CONVERTIBLE TOP WERE UP OR DOWN.

HOW MUCH OTHER TRAFFIC WAS THERE?

DID YOU NOTICE ANY AIRPLANES? ☐ YES ☐ NO. IF "YES," DESCRIBE WHEN THEY WERE IN SIGHT RELATIVE TO THE TIME OF SIGHTING THE PHENOMENON AND WHERE THEY WERE IN THE SKY RELATIVE TO THE POSITION OF THE PHENOMENON.

9. HOW LONG WAS THE PHENOMENON IN SIGHT?

LENGTH OF TIME		CERTAIN OF TIME		NOT VERY SURE
		FAIRLY CERTAIN		JUST A GUESS

HOW WAS TIME DETERMINED?

WAS THE PHENOMENON IN SIGHT CONTINUOUSLY? ☐ YES ☐ NO. IF "NO," INDICATE WHETHER THIS IS DUE TO YOUR MOVEMENT OR THE BEHAVIOR OF THE PHENOMENON, AND DESCRIBE SUCH MOVEMENT OR BEHAVIOR. INDICATE DISAPPEARANCES ON PREVIOUS SKETCHES.

15. DRAW A PICTURE THAT WILL SHOW THE SHAPE OF THE PHENOMENON. INCLUDE AND LABEL ANY DETAILS THAT MIGHT HAVE APPEARED AS WINGS OR PROTRUSIONS, AND INDICATE EXHAUST OR VAPOR TRAILS. INDICATE BY AN ARROW THE DIRECTION THE PHENOMENON WAS MOVING.

16. WHAT WAS THE ANGULAR SIZE? HOLD A MATCH AT ARM'S LENGTH IN FRONT OF A KNOWN OBJECT, SUCH AS A STREET LAMP OR THE MOON. NOTE HOW MUCH OF THE OBJECT IS COVERED BY THE HEAD OF THE MATCH. NOW IF YOU HAD BEEN ABLE TO PERFORM THIS EXPERIMENT AT THE TIME OF THE SIGHTING, ESTIMATE WHAT FRACTION OF THE PHENOMENON WOULD HAVE BEEN COVERED BY THE MATCH HEAD.

13. DID THE PHENOMENON	YES	NO	UNKNOWN
MOVE IN A STRAIGHT LINE?			
STAND STILL AT ANYTIME?			
SUDDENLY SPEED UP AND RUN AWAY?			
BREAK UP IN PARTS AND EXPLODE?			
CHANGE COLOR?			
GIVE OFF SMOKE?			
CHANGE BRIGHTNESS?			
CHANGE SHAPE?			
FLASH OR FLICKER?			
DISAPPEAR AND REAPPEAR?			
SPIN LIKE A TOP?			
MAKE A NOISE?			
FLUTTER OR WOBBLE?			

14. WHAT DREW YOUR ATTENTION TO THE PHENOMENON?

A. HOW DID IT FINALLY DISAPPEAR?

B. DID THE PHENOMENON MOVE BEHIND OR IN FRONT OF SOMETHING, LIKE A CLOUD, TREE, OR BUILDING AT ANY TIME?
☐ YES ☐ NO. IF "YES," DESCRIBE.

22. HAVE YOU EVER SEEN THIS OR A SIMILAR PHENOMENON BEFORE? ☐ YES ☐ NO. IF "YES," GIVE DATE AND LOCATION.

23. WAS ANYONE WITH YOU AT THE TIME YOU SAW THE PHENOMENON? ☐ YES ☐ NO. IF "YES," DID THEY SEE IT TOO? ☐ YES ☐ NO.

A. LIST THEIR NAMES AND ADDRESSES

24. GIVE THE FOLLOWING INFORMATION ABOUT YOURSELF

LAST NAME, FIRST NAME, MIDDLE NAME

ADDRESS *(Street, City, State and Zip Code)*

TELEPHONE *(Area code and number)*	AGE		MALE		FEMALE

INDICATE ADDITIONAL INFORMATION INCLUDING OCCUPATION AND ANY EXPERIENCE WHICH MAY BE PERTINENT.

25. WHEN AND TO WHOM DID YOU REPORT THAT YOU HAD SIGHTED THIS PHENOMENON?

NAME _____ DAY _____ MONTH _____ YEAR _____

26. DATE YOU COMPLETED THIS QUESTIONNAIRE.

DAY _____ MONTH _____ YEAR _____

17. DID YOU OBSERVE THE PHENOMENON THROUGH ANY OF THE FOLLOWING? INCLUDE INFORMATION ON MODEL, TYPE, FILTER, LENS PRESCRIPTION OR OTHER APPLICABLE DATA.

	EYEGLASSES		CAMERA VIEWER
	SUNGLASSES		BINOCULARS
	WINDSHIELD		TELESCOPE
	SIDE WINDOW OF VEHICLE		THEODOLITE
	WINDOWPANE		OTHER

A. DO YOU ORDINARILY WEAR GLASSES? ☐ YES ☐ NO

B. DO YOU USE READING GLASSES? ☐ YES ☐ NO

18. WHAT WAS YOUR IMPRESSION OF THE SPEED OF THE PHENOMENON? GIVE ESTIMATE OF SPEED _____.

19. WHAT WAS YOUR IMPRESSION OF THE DISTANCE OF THE PHENOMENON? GIVE ESTIMATE OF DISTANCE _____.

20. IN ORDER THAT WE MAY OBTAIN AS CLEAR A PICTURE AS POSSIBLE OF WHAT YOU SAW, DESCRIBE IN YOUR OWN WORDS A COMMON OBJECT OR OBJECTS WHICH, WHEN PLACED IN THE SKY, SIMILAR TO WHERE YOU NOTED THE PHENOMENON, WOULD BEAR SOME RESEMBLANCE TO WHAT YOU SAW. DESCRIBE SIMILARITIES AND DIFFERENCES BETWEEN THE COMMON OBJECT AND WHAT YOU SAW.

21. DID YOU NOTICE ANY ODOR, NOISE, OR HEAT EMANATING FROM THE PHENOMENON OR ANY EFFECT ON YOURSELF, ANIMALS OR MACHINERY IN THE VICINITY? ☐ YES ☐ NO. IF "YES," DESCRIBE.

A. DID THE PHENOMENON DISTURB THE GROUND OR LEAVE ANY PHYSICAL EVIDENCE. ☐ YES ☐ NO. IF "YES," DESCRIBE.

6A. NOW IMAGINE YOU ARE AT THE CENTER OF THE COMPASS ROSE. PLACE AN "A" ON THE COMPASS TO INDICATE THE DIRECTION TO THE PHENOMENON WHEN FIRST SEEN. PLACE A "B" ON THE COMPASS TO INDICATE THE DIRECTION TO THE PHENOMENON WHEN LAST SEEN.

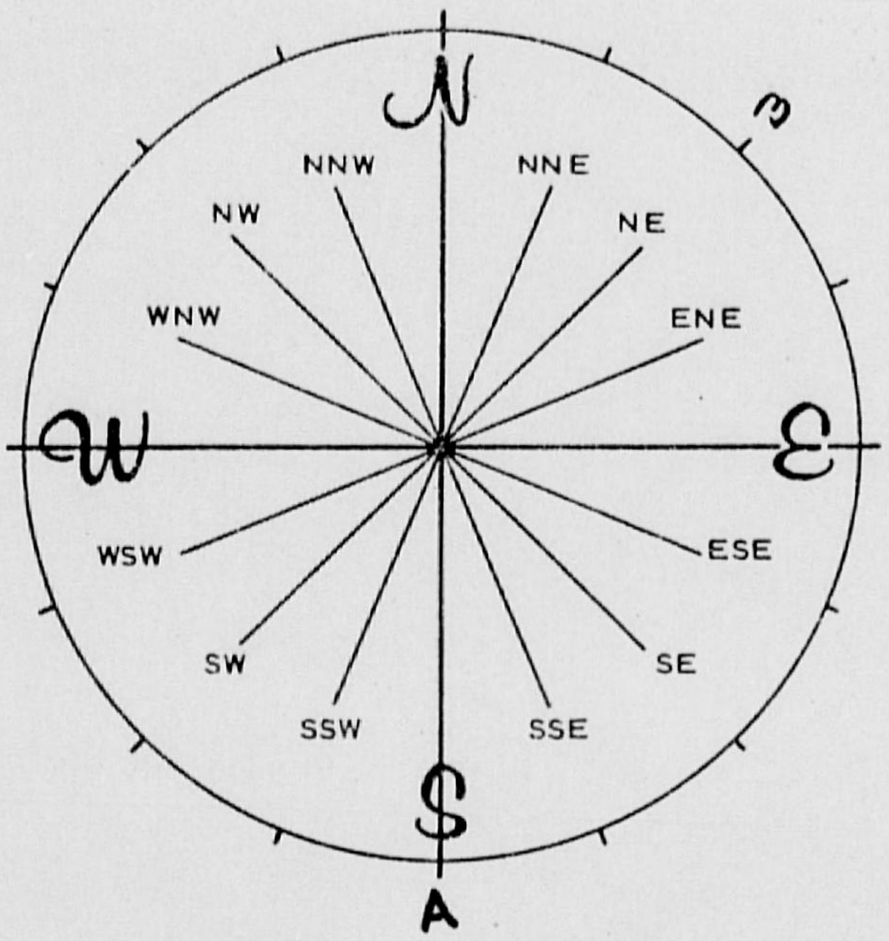

7. IN THE SKETCH BELOW, PLACE AN "A" AT THE POSITION OF THE PHENOMENON WHEN FIRST SEEN, AND A "B" AT THE POSITION OF THE PHENOMENON WHEN LAST SEEN. CONNECT THE "A" AND "B" WITH A LINE TO APPROXIMATE THE MOVEMENT OF THE PHENOMENON BETWEEN "A" AND "B". THAT IS, SCHEMATICALLY SHOW WHETHER THE MOVEMENT APPEARED TO BE STRAIGHT, CURVED OR ZIG-ZAG. REFER TO SMALLER SKETCH AS AN EXAMPLE OF HOW TO COMPLETE THE LARGER SKETCH.

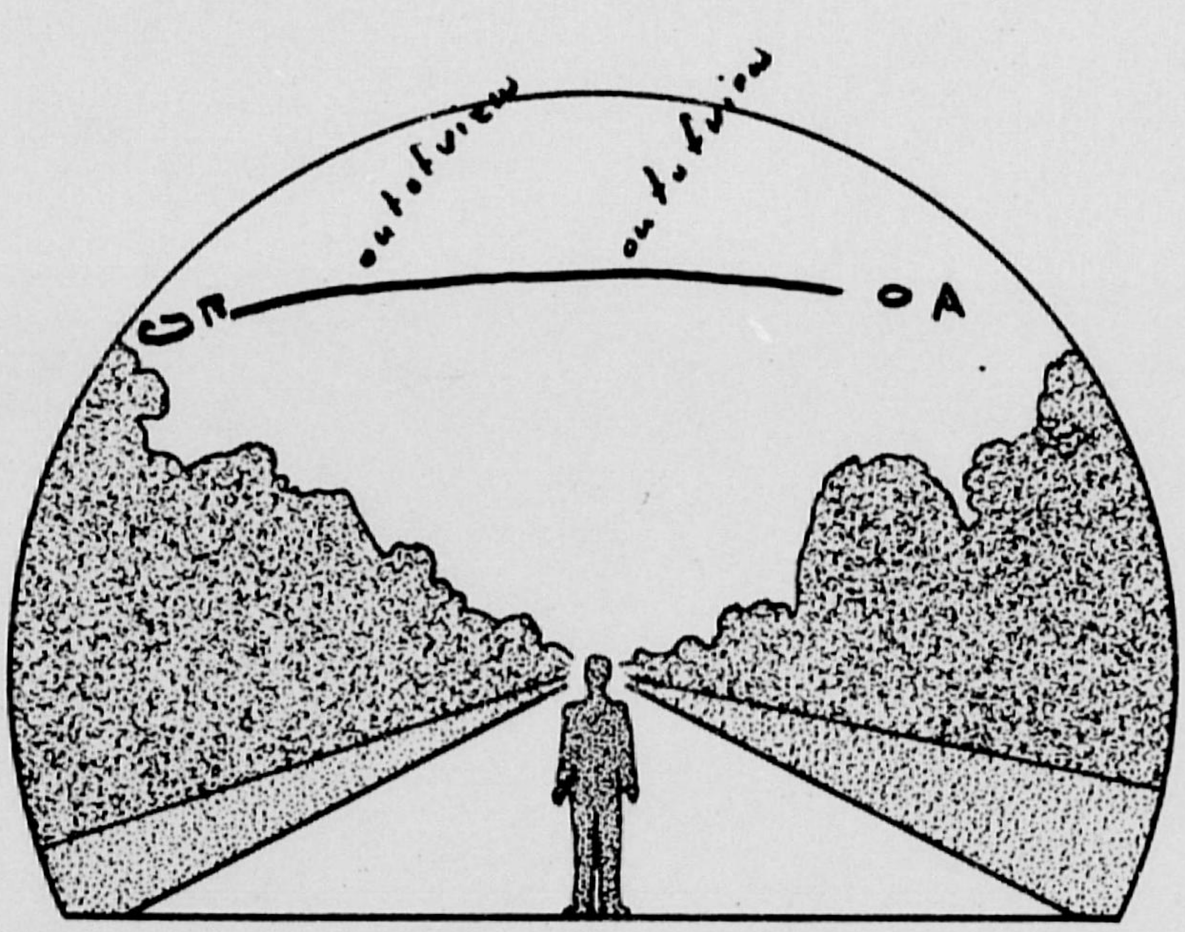

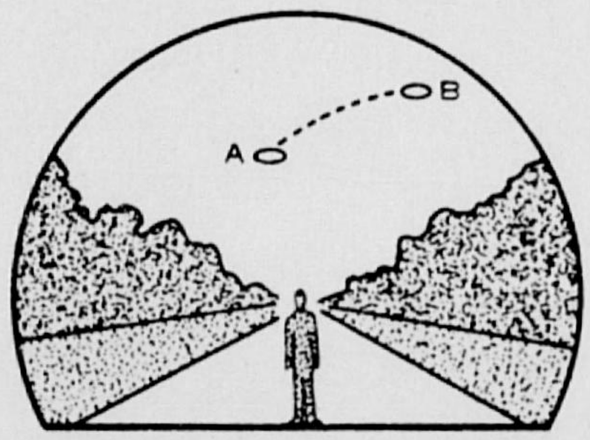

AFR 80-17(C1)

SIGHTING OF UNIDENTIFIED PHENOMENA QUESTIONNAIRE

BUDGET BUREAU APPROVAL NUMBER 21-R258

THIS QUESTIONNAIRE HAS BEEN PREPARED SO THAT YOU CAN GIVE THE U.S. AIR FORCE AS MUCH INFORMATION AS POSSIBLE CONCERNING THE UNIDENTIFIED PHENOMENON THAT YOU HAVE OBSERVED. PLEASE TRY TO ANSWER ALL OF THE QUESTIONS. THE INFORMATION YOU GIVE WILL BE USED FOR RESEARCH PURPOSES. YOUR NAME WILL NOT BE USED IN CONNECTION WITH ANY OF YOUR STATEMENTS OR CONCLUSIONS WITHOUT YOUR PERMISSION. RETURN TO AIR FORCE BASE INVESTIGATOR FOR FORWARDING TO FTD (TDETR), WRIGHT-PATTERSON AFB, OHIO 45433, IAW AFR 80-17. *(IF ADDITIONAL SHEETS ARE NEEDED FOR NARRATIVE OR SKETCHES ATTACH SECURELY TO THIS FORM OR ANNOTATE WITH YOUR NAME FOR IDENTIFICATION.)*

1. WHEN DID YOU SEE THE PHENOMENON?
   DAY 6 (Sat.) MONTH July YEAR 1968

2. WHAT TIME DID YOU FIRST SIGHT THE PHENOMENON?
   HOUR 9 MINUTES 53 approx. [ ] A.M. [X] P.M.

3. WHAT TIME DID YOU LAST SIGHT THE PHENOMENON?
   HOUR 9 MINUTES 56 approx [ ] A.M. [X] P.M.

4. TIME ZONE [X] DAYLIGHT SAVINGS [ ] STANDARD
   [X] EASTERN [ ] CENTRAL [ ] MOUNTAIN [ ] PACIFIC [ ] OTHER

5. WHERE WERE YOU WHEN YOU SAW THE PHENOMENON? IF IN CITY, GIVE THE NEAREST STREET ADDRESS AND INDICATE ON A HAND DRAWN MAP WHERE YOU WERE STANDING WITH REFERENCE TO THE ADDRESS. IF IN THE COUNTRY, IDENTIFY THE HIGHWAY YOU WERE ON OR NEAR AND TRY TO FIX A DISTANCE AND DIRECTION FROM SOME RECOGNIZABLE LANDMARK.

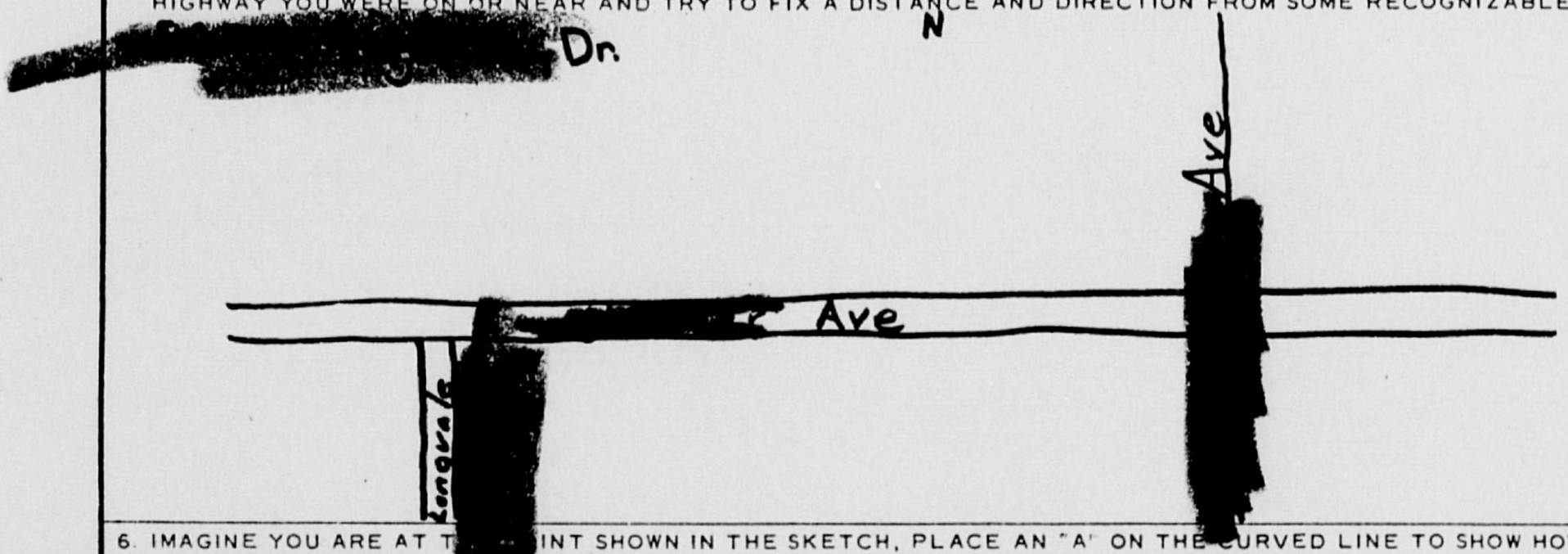

6. IMAGINE YOU ARE AT THE POINT SHOWN IN THE SKETCH, PLACE AN "A" ON THE CURVED LINE TO SHOW HOW HIGH THE PHENOMENON WAS ABOVE THE HORIZON, OR SKYLINE, WHEN FIRST SEEN. PLACE A "B" ON THE SAME CURVED LINE TO SHOW HOW HIGH ABOVE THE HORIZON THE PHENOMENON WAS WHEN LAST SEEN.

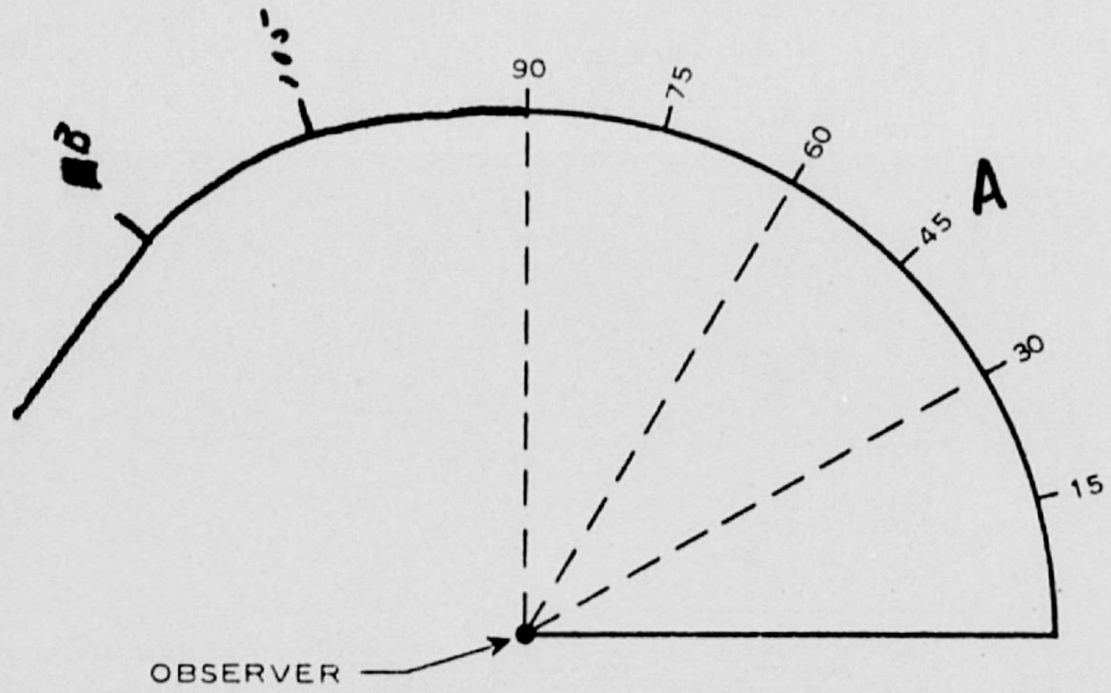

AF FORM AUG 67 117

10. IF THERE WERE MORE THAN ONE PHENOMENON, HOW MANY WERE THERE? DRAW A PICTURE TO SHOW HOW THEY WERE ARRANGED. DID THIS ARRANGEMENT CHANGE DURING THE SIGHTING?

11. CONDITIONS *(Check appropriate blocks.)*

A. SKY		B. WEATHER			
	DAY		CUMULUS CLOUDS *(Low fluffy)*		FOG OR MIST
	TWILIGHT		CIRRUS CLOUDS *(High fleecy or Herring-bone)*		HEAVY RAIN
X	NIGHT				LIGHT RAIN OR DRIZZLE
X	CLEAR predominately		NIMBUS CLOUDS *(Rain)*		HAIL
	PARTLY CLOUDY		CUMULONIMBUS CLOUDS *(Thunderstorms)*		SNOW OR SLEET
	COMPLETELY OVERCAST				UNKNOWN
			HAZE OR SMOG		NONE OF THE ABOVE

C. IF THE SIGHTING WAS AT TWILIGHT OR NIGHT, WHAT DID YOU NOTICE ABOUT THE STARS AND MOON?

(1) STARS		(2) MOON			
	NONE	X	BRIGHT MOONLIGHT		NO MOONLIGHT
X	A FEW		MOON WITH HALO		UNKNOWN
	MANY		MOON HIDDEN BY CLOUDS		
	UNKNOWN		PARTIAL *(New or quarter)*		

D. IF SIGHTING WAS IN DAYLIGHT, WAS THE SUN VISIBLE? ☐ YES ☐ NO. IF "YES," WHERE WAS THE SUN AS YOU FACED THE PHENOMENON?

	IN FRONT OF YOU		TO YOUR RIGHT		OVERHEAD *(Near noon)*
	IN BACK OF YOU		TO YOUR LEFT		UNKNOWN

E. SPECIFY THE MAJOR SOURCE OF ILLUMINATION PRESENT DURING THE SIGHTING, SUCH AS THE SUN, HEADLIGHTS OR STREET LAMP, ETC. FOR TERRESTRIAL ILLUMINATION, SPECIFY DISTANCE TO LIGHT SOURCE.

I didn't actually notice. My main concern at the time was the object seen, which was especially bright.

12. GIVE A BRIEF DESCRIPTION OF THE PHENOMENON, INDICATING WHETHER IT APPEARED DARK OR LIGHT, WHETHER IT REFLECTED LIGHT OR WAS SELF-LUMINOUS AND WHAT COLORS YOU NOTICED. DESCRIBE YOUR IMPRESSION OF WHETHER IT WAS SOLID OR TRANSPARENT, WHETHER EDGES WERE SHARP OR FUZZY. DESCRIBE THE SHAPE OR INDICATE IF IT APPEARED AS A POINT OF LIGHT. INDICATE COMPARISONS WITH OTHER OBSERVED OBJECTS, LIKE STARS, A LIGHT OR OTHER OBJECT IN YOUR FIELD OF VIEW.

It appeared self luminous and was hot white in color. The brilliance seemed to fluctuate as if it were revolving
It appeared to be solid.
The edges were prominant, however the were over shadowed by its brilliance.
In shape it was long, curved, and somewhat slender.
Was brightest thing I observed. I have seen nothing with which to draw a comparison.

8. WHERE WERE YOU WHEN YOU SAW THE PHENOMENON? *(Check appropriate blocks.)*

X	OUTDOORS		IN BUSINESS SECTION OF CITY
	IN BUILDING	X	IN RESIDENTIAL SECTION OF CITY
	IN CAR ☐ AS DRIVER ☐ AS PASSENGER		IN OPEN COUNTRYSIDE
	IN BOAT		NEAR AIRFIELD
	IN AIRPLANE ☐ AS PILOT ☐ AS PASSENGER		FLYING OVER CITY
	OTHER		FLYING OVER OPEN COUNTRY
			OTHER

A. IF YOU WERE IN A VEHICLE, COMPLETE THE FOLLOWING:

WHAT DIRECTION WERE YOU MOVING?

	NORTH		EAST
	SOUTH		WEST
	NORTHEAST		SOUTHEAST
	NORTHWEST		SOUTHWEST

HOW FAST WERE YOU MOVING?

DID YOU STOP ANYTIME WHILE OBSERVING THE PHENOMENON? ☐ YES ☐ NO

EXPLAIN WHETHER SUCH MOVEMENT AFFECTS YOUR SKETCHES IN ITEMS 5 AND 6.

DESCRIBE TYPE OF VEHICLE YOU WERE IN AND TYPE OF ROAD, TERRAIN OR BODY OF WATER YOU TRAVERSED DURING THE SIGHTING. STATE WHETHER WINDOWS OR CONVERTIBLE TOP WERE UP OR DOWN.

HOW MUCH OTHER TRAFFIC WAS THERE?

DID YOU NOTICE ANY AIRPLANES? ☐ YES ☒ NO. IF "YES," DESCRIBE WHEN THEY WERE IN SIGHT RELATIVE TO THE TIME OF SIGHTING THE PHENOMENON AND WHERE THEY WERE IN THE SKY RELATIVE TO THE POSITION OF THE PHENOMENON.

9. HOW LONG WAS THE PHENOMENON IN SIGHT?

LENGTH OF TIME				
Aproximately 3 minutes	X	CERTAIN OF TIME		NOT VERY SURE
		FAIRLY CERTAIN		JUST A GUESS

HOW WAS TIME DETERMINED?

I had company. left nieghbors to go home. Check watch when I came from neighbors

WAS THE PHENOMENON IN SIGHT CONTINUOUSLY? ☐ YES ☒ NO. IF "NO," INDICATE WHETHER THIS IS DUE TO YOUR MOVEMENT OR THE BEHAVIOR OF THE PHENOMENON, AND DESCRIBE SUCH MOVEMENT OR BEHAVIOR. INDICATE DISAPPEARANCES ON PREVIOUS SKETCHES.

Object was at least partially in sight at all times. Often it appeared to either partially pass behind clouds or lights went out & the re-lighted.

15. DRAW A PICTURE THAT WILL SHOW THE SHAPE OF THE PHENOMENON. INCLUDE AND LABEL ANY DETAILS THAT MIGHT HAVE APPEARED AS WINGS OR PROTRUSIONS, AND INDICATE EXHAUST OR VAPOR TRAILS. INDICATE BY AN ARROW THE DIRECTION THE PHENOMENON WAS MOVING.

N

Direction incorrect.
Moving South to N.E.



5

—— visible-distinguishable shape
---- possible entire shape

16. WHAT WAS THE ANGULAR SIZE? HOLD A MATCH AT ARM'S LENGTH IN FRONT OF A KNOWN OBJECT, SUCH AS A STREET LAMP OR THE MOON. NOTE HOW MUCH OF THE OBJECT IS COVERED BY THE HEAD OF THE MATCH. NOW IF YOU HAD BEEN ABLE TO PERFORM THIS EXPERIMENT AT THE TIME OF THE SIGHTING, ESTIMATE WHAT FRACTION OF THE PHENOMENON WOULD HAVE BEEN COVERED BY THE MATCH HEAD.

1/3

13. DID THE PHENOMENON	YES	NO	UNKNOWN
MOVE IN A STRAIGHT LINE?	X		
STAND STILL AT ANYTIME?		X	
SUDDENLY SPEED UP AND RUN AWAY?		X	
BREAK UP IN PARTS AND EXPLODE?		X	
CHANGE COLOR?		X	
GIVE OFF SMOKE?		X	
CHANGE BRIGHTNESS?	X		
CHANGE SHAPE?		X	
FLASH OR FLICKER?	X		
DISAPPEAR AND REAPPEAR?	X	partially	
SPIN LIKE A TOP?	X	revolve	
MAKE A NOISE?		X	
FLUTTER OR WOBBLE?		X	

14. WHAT DREW YOUR ATTENTION TO THE PHENOMENON?

A very bright object flying in a relatively straight path with brightness I had never before seen. Also its shape was completely unfamiliar. Nor had I ever observed a flying object completely luminous.

A. HOW DID IT FINALLY DISAPPEAR?

Out of view behind trees.

B. DID THE PHENOMENON MOVE BEHIND OR IN FRONT OF SOMETHING, LIKE A CLOUD, TREE, OR BUILDING AT ANY TIME?
☒ YES ☐ NO. IF "YES," DESCRIBE.

twice it appeared to move behind small clouds. when finally passed out of view, there were trees ~~in front~~ between object + myself.

22. HAVE YOU EVER SEEN THIS OR A SIMILAR PHENOMENON BEFORE? ☐ YES ☒ NO. IF "YES," GIVE DATE AND LOCATION.

23. WAS ANYONE WITH YOU AT THE TIME YOU SAW THE PHENOMENON? ☒ YES ☐ NO. IF "YES," DID THEY SEE IT TOO? ☒ YES ☐ NO.

A. LIST THEIR NAMES AND ADDRESSES

[redacted] Dr
Cincinnati, O
Longvale Dr.

24. GIVE THE FOLLOWING INFORMATION ABOUT YOURSELF

LAST NAME, FIRST NAME, MIDDLE NAME

[redacted]

Dayton, Ohio 45427

(TELEPHONE (Area code and number))

AGE					
21		MALE	X	FEMALE	

INDICATE ADDITIONAL INFORMATION INCLUDING OCCUPATION AND ANY EXPERIENCE WHICH MAY BE PERTINENT.

Teacher

25. WHEN AND TO WHOM DID YOU REPORT THAT YOU HAD SIGHTED THIS PHENOMENON?

NAME WPAFB DAY 6 MONTH July YEAR 1960

26. DATE YOU COMPLETED THIS QUESTIONNAIRE.

DAY 14 MONTH July YEAR 1960

17. DID YOU OBSERVE THE PHENOMENON THROUGH ANY OF THE FOLLOWING? INCLUDE INFORMATION ON MODEL, TYPE, FILTER, LENS PRESCRIPTION OR OTHER APPLICABLE DATA.

	EYEGLASSES		CAMERA VIEWER
	SUNGLASSES		BINOCULARS
	WINDSHIELD		TELESCOPE
	SIDE WINDOW OF VEHICLE		THEODOLITE
	WINDOWPANE		OTHER

A. DO YOU ORDINARILY WEAR GLASSES? [X] YES [ ] NO X reading X Farsighted

B. DO YOU USE READING GLASSES? [X] YES [ ] NO

18. WHAT WAS YOUR IMPRESSION OF THE SPEED OF THE PHENOMENON? GIVE ESTIMATE OF SPEED _____.

19. WHAT WAS YOUR IMPRESSION OF THE DISTANCE OF THE PHENOMENON? GIVE ESTIMATE OF DISTANCE 1m.

20. IN ORDER THAT WE MAY OBTAIN AS CLEAR A PICTURE AS POSSIBLE OF WHAT YOU SAW, DESCRIBE IN YOUR OWN WORDS A COMMON OBJECT OR OBJECTS WHICH, WHEN PLACED IN THE SKY, SIMILAR TO WHERE YOU NOTED THE PHENOMENON, WOULD BEAR SOME RESEMBLANCE TO WHAT YOU SAW. DESCRIBE SIMILARITIES AND DIFFERENCES BETWEEN THE COMMON OBJECT AND WHAT YOU SAW.

A shallow bowl completely luminous

Similarities

bowl	object
shape	shape

differences

bowl	object
—	lighted
←	flies

21. DID YOU NOTICE ANY ODOR, NOISE, OR HEAT EMANATING FROM THE PHENOMENON OR ANY EFFECT ON YOURSELF, ANIMALS OR MACHINERY IN THE VICINITY? [ ] YES [X] NO. IF "YES," DESCRIBE.

A. DID THE PHENOMENON DISTURB THE GROUND OR LEAVE ANY PHYSICAL EVIDENCE. [ ] YES [X] NO. IF "YES," DESCRIBE.

DEPARTMENT OF THE AIR FORCE
HEADQUARTERS FOREIGN TECHNOLOGY DIVISION (AFSC)
WRIGHT-PATTERSON AIR FORCE BASE, OHIO 45433

REPLY TO ATTN OF: TDPT (UFO)

SUBJECT: UFO Observation, 5 July 1968

JUL 10 1968

TO: [redacted]
Dayton, Ohio 45420

Reference your recent unidentified flying object sighting which you reported to the Air Force. The information which we have received is not sufficient for a scientific investigation. Request you complete the attached AF Form 117 and return it in the self-addressed envelope. Thank you for reporting your observation to the Air Force.

HECTOR QUINTANILLA, Jr, Lt Colonel, USAF
Chief, Aerial Phenomena Office
Aerospace Technologies Division
Production Directorate

1 Atch
AF Form 117 w/envelope

6A. NOW IMAGINE YOU ARE AT THE CENTER OF THE COMPASS ROSE. PLACE AN "A" ON THE COMPASS TO INDICATE THE DIRECTION TO THE PHENOMENON WHEN FIRST SEEN. PLACE A "B" ON THE COMPASS TO INDICATE THE DIRECTION TO THE PHENOMENON WHEN LAST SEEN.

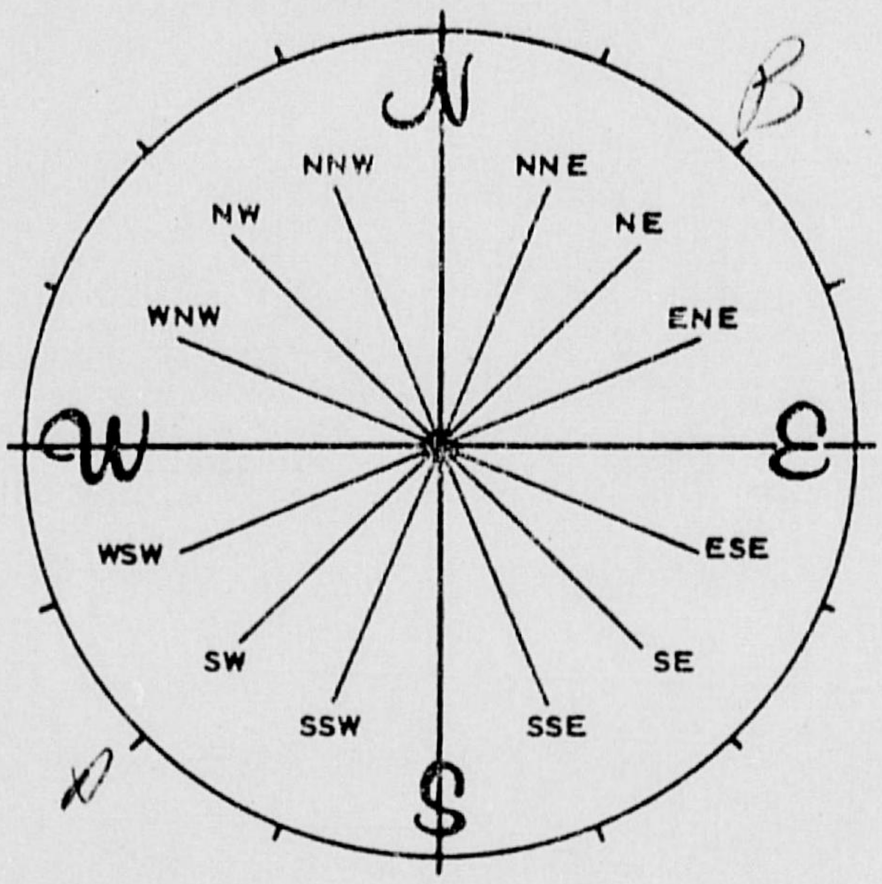

7. IN THE SKETCH BELOW, PLACE AN "A" AT THE POSITION OF THE PHENOMENON WHEN FIRST SEEN, AND A "B" AT THE POSITION OF THE PHENOMENON WHEN LAST SEEN. CONNECT THE "A" AND "B" WITH A LINE TO APPROXIMATE THE MOVEMENT OF THE PHENOMENON BETWEEN "A" AND "B". THAT IS, SCHEMATICALLY SHOW WHETHER THE MOVEMENT APPEARED TO BE STRAIGHT, CURVED OR ZIG-ZAG. REFER TO SMALLER SKETCH AS AN EXAMPLE OF HOW TO COMPLETE THE LARGER SKETCH.



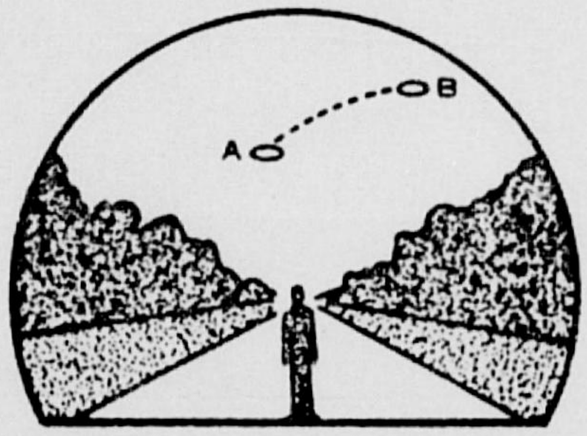

SIGHTING OF UNIDENTIFIED PHENOMENA QUESTIONNAIRE

BUDGET BUREAU APPROVAL NUMBER 21-R258

THIS QUESTIONNAIRE HAS BEEN PREPARED SO THAT YOU CAN GIVE THE U.S. AIR FORCE AS MUCH INFORMATION AS POSSIBLE CONCERNING THE UNIDENTIFIED PHENOMENON THAT YOU HAVE OBSERVED. PLEASE TRY TO ANSWER ALL OF THE QUESTIONS. THE INFORMATION YOU GIVE WILL BE USED FOR RESEARCH PURPOSES. YOUR NAME WILL NOT BE USED IN CONNECTION WITH ANY OF YOUR STATEMENTS OR CONCLUSIONS WITHOUT YOUR PERMISSION. RETURN TO AIR FORCE BASE INVESTIGATOR FOR FORWARDING TO FTD (TDETR), WRIGHT-PATTERSON AFB, OHIO 45433, IAW AFR 80-17. *(IF ADDITIONAL SHEETS ARE NEEDED FOR NARRATIVE OR SKETCHES ATTACH SECURELY TO THIS FORM OR ANNOTATE WITH YOUR NAME FOR IDENTIFICATION.)*

1. WHEN DID YOU SEE THE PHENOMENON?
   DAY 6 MONTH _____ YEAR _____

2. WHAT TIME DID YOU FIRST SIGHT THE PHENOMENON?
   HOUR 2155 MINUTES _____ ☐ A.M. ☒ P.M.

3. WHAT TIME DID YOU LAST SIGHT THE PHENOMENON?
   HOUR 2157½ MINUTES _____ ☐ A.M. ☒ P.M.

4. TIME/ZONE ☐ DAYLIGHT SAVINGS ☐ STANDARD
   ☐ EASTERN ☐ CENTRAL ☐ MOUNTAIN ☐ PACIFIC ☐ OTHER

5. WHERE WERE YOU WHEN YOU SAW THE PHENOMENON? IF IN CITY, GIVE THE NEAREST STREET ADDRESS AND INDICATE ON A HAND DRAWN MAP WHERE YOU WERE STANDING WITH REFERENCE TO THE ADDRESS. IF IN THE COUNTRY, IDENTIFY THE HIGHWAY YOU WERE ON OR NEAR AND TRY TO FIX A DISTANCE AND DIRECTION FROM SOME RECOGNIZABLE LANDMARK.

IN FRONT OF HOUSE

6. IMAGINE YOU ARE AT THE POINT SHOWN IN THE SKETCH, PLACE AN "A" ON THE CURVED LINE TO SHOW HOW HIGH THE PHENOMENON WAS ABOVE THE HORIZON, OR SKYLINE, WHEN FIRST SEEN. PLACE A "B" ON THE SAME CURVED LINE TO SHOW HOW HIGH ABOVE THE HORIZON THE PHENOMENON WAS WHEN LAST SEEN.

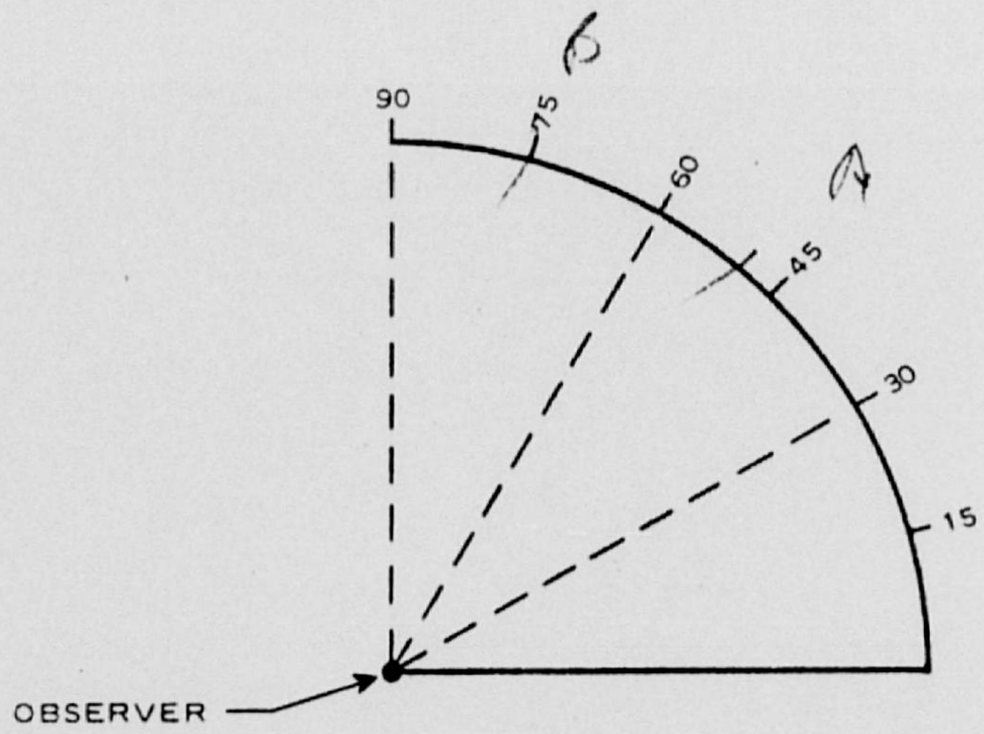

10. IF THERE WERE MORE THAN ONE PHENOMENON, HOW MANY WERE THERE? DRAW A PICTURE TO SHOW HOW THEY WERE ARRANGED. DID THIS ARRANGEMENT CHANGE DURING THE SIGHTING?

11. CONDITIONS *(Check appropriate blocks.)*

A. SKY		B. WEATHER			
	DAY		CUMULUS CLOUDS *(Low fluffy)*		FOG OR MIST
	TWILIGHT		CIRRUS CLOUDS *(High fleecy or Herring-bone)*		HEAVY RAIN
✓	NIGHT				LIGHT RAIN OR DRIZZLE
	CLEAR		NIMBUS CLOUDS *(Rain)*		HAIL
	PARTLY CLOUDY		CUMULONIMBUS CLOUDS *(Thunderstorms)*		SNOW OR SLEET
	COMPLETELY OVERCAST				UNKNOWN
			HAZE OR SMOG		NONE OF THE ABOVE

C. IF THE SIGHTING WAS AT TWILIGHT OR NIGHT, WHAT DID YOU NOTICE ABOUT THE STARS AND MOON?

(1) STARS		(2) MOON		
	NONE	✓	BRIGHT MOONLIGHT	NO MOONLIGHT
	A FEW		MOON WITH HALO	UNKNOWN
	MANY		MOON HIDDEN BY CLOUDS	
✓	UNKNOWN		PARTIAL *(New or quarter)*	

D. IF SIGHTING WAS IN DAYLIGHT, WAS THE SUN VISIBLE? ☐ YES ☐ NO. IF "YES," WHERE WAS THE SUN AS YOU FACED THE PHENOMENON?

	IN FRONT OF YOU		TO YOUR RIGHT		OVERHEAD *(Near noon)*
	IN BACK OF YOU		TO YOUR LEFT		UNKNOWN

E. SPECIFY THE MAJOR SOURCE OF ILLUMINATION PRESENT DURING THE SIGHTING, SUCH AS THE SUN, HEADLIGHTS OR STREET LAMP, ETC. FOR TERRESTRIAL ILLUMINATION, SPECIFY DISTANCE TO LIGHT SOURCE.

NEAR 10 MOONLIGHT

12. GIVE A BRIEF DESCRIPTION OF THE PHENOMENON, INDICATING WHETHER IT APPEARED DARK OR LIGHT, WHETHER IT REFLECTED LIGHT OR WAS SELF-LUMINOUS AND WHAT COLORS YOU NOTICED. DESCRIBE YOUR IMPRESSION OF WHETHER IT WAS SOLID OR TRANSPARENT, WHETHER EDGES WERE SHARP OR FUZZY. DESCRIBE THE SHAPE OR INDICATE IF IT APPEARED AS A POINT OF LIGHT. INDICATE COMPARISONS WITH OTHER OBSERVED OBJECTS, LIKE STARS, A LIGHT OR OTHER OBJECT IN YOUR FIELD OF VIEW.

LIGHT

SELF - LUMINOUS

WHITE

8. WHERE WERE YOU WHEN YOU SAW THE PHENOMENON? *(Check appropriate blocks.)*

✓	OUTDOORS		IN BUSINESS SECTION OF CITY
	IN BUILDING	✓	IN RESIDENTIAL SECTION OF CITY
	IN CAR ☐ AS DRIVER ☐ AS PASSENGER		IN OPEN COUNTRYSIDE
	IN BOAT		NEAR AIRFIELD
	IN AIRPLANE ☐ AS PILOT ☐ AS PASSENGER		FLYING OVER CITY
	OTHER		FLYING OVER OPEN COUNTRY
			OTHER

A. IF YOU WERE IN A VEHICLE, COMPLETE THE FOLLOWING:

WHAT DIRECTION WERE YOU MOVING?				HOW FAST WERE YOU MOVING?
	NORTH		EAST	
	SOUTH		WEST	DID YOU STOP ANYTIME WHILE OBSERVING THE PHENOMENON?
	NORTHEAST		SOUTHEAST	
	NORTHWEST		SOUTHWEST	☐ YES ☐ NO

EXPLAIN WHETHER SUCH MOVEMENT AFFECTS YOUR SKETCHES IN ITEMS 5 AND 6.

DESCRIBE TYPE OF VEHICLE YOU WERE IN AND TYPE OF ROAD, TERRAIN OR BODY OF WATER YOU TRAVERSED DURING THE SIGHTING. STATE WHETHER WINDOWS OR CONVERTIBLE TOP WERE UP OR DOWN.

HOW MUCH OTHER TRAFFIC WAS THERE?

DID YOU NOTICE ANY AIRPLANES? ☐ YES ☐ NO. IF "YES," DESCRIBE WHEN THEY WERE IN SIGHT RELATIVE TO THE TIME OF SIGHTING THE PHENOMENON AND WHERE THEY WERE IN THE SKY RELATIVE TO THE POSITION OF THE PHENOMENON.

9. HOW LONG WAS THE PHENOMENON IN SIGHT?

LENGTH OF TIME					
2 1/2		CERTAIN OF TIME		NOT VERY SURE
	✓	FAIRLY CERTAIN		JUST A GUESS

HOW WAS TIME DETERMINED?

WAS THE PHENOMENON IN SIGHT CONTINUOUSLY? ☐ YES ☐ NO. IF "NO," INDICATE WHETHER THIS IS DUE TO YOUR MOVEMENT OR THE BEHAVIOR OF THE PHENOMENON, AND DESCRIBE SUCH MOVEMENT OR BEHAVIOR. INDICATE DISAPPEARANCES ON PREVIOUS SKETCHES.

PASSED BEHIND CLOUDS

15. DRAW A PICTURE THAT WILL SHOW THE SHAPE OF THE PHENOMENON. INCLUDE AND LABEL ANY DETAILS THAT MIGHT HAVE APPEARED AS WINGS OR PROTRUSIONS, AND INDICATE EXHAUST OR VAPOR TRAILS. INDICATE BY AN ARROW THE DIRECTION THE PHENOMENON WAS MOVING.

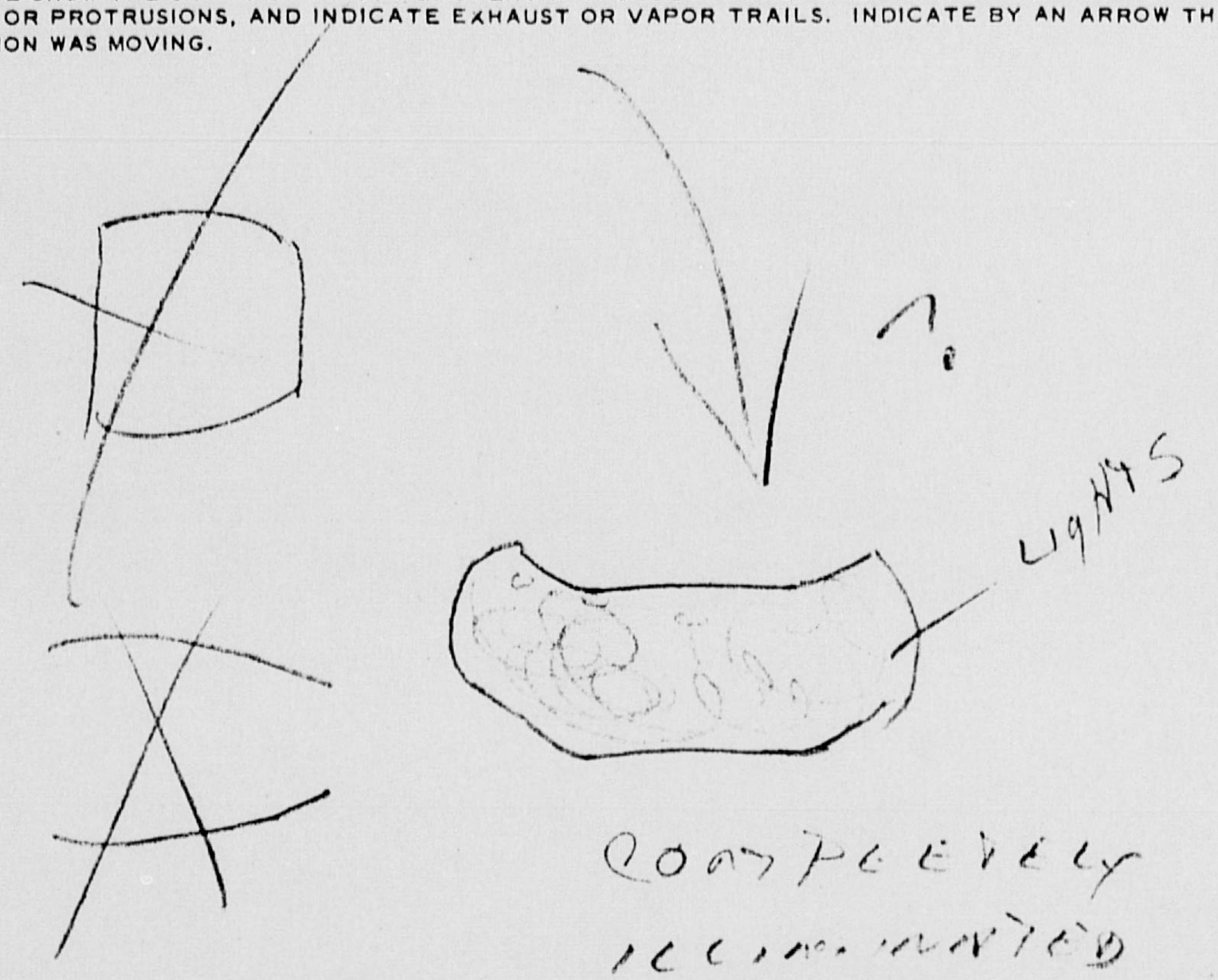

16. WHAT WAS THE ANGULAR SIZE? HOLD A MATCH AT ARM'S LENGTH IN FRONT OF A KNOWN OBJECT, SUCH AS A STREET LAMP OR THE MOON. NOTE HOW MUCH OF THE OBJECT IS COVERED BY THE HEAD OF THE MATCH. NOW IF YOU HAD BEEN ABLE TO PERFORM THIS EXPERIMENT AT THE TIME OF THE SIGHTING, ESTIMATE WHAT FRACTION OF THE PHENOMENON WOULD HAVE BEEN COVERED BY THE MATCH HEAD.

13. DID THE PHENOMENON	YES	NO	UNKNOWN
MOVE IN A STRAIGHT LINE?	✓		
STAND STILL AT ANYTIME?		✓	
SUDDENLY SPEED UP AND RUN AWAY?		✓	
BREAK UP IN PARTS AND EXPLODE?		✓	
CHANGE COLOR?		✓	
GIVE OFF SMOKE?		✓	
CHANGE BRIGHTNESS?	✓		
CHANGE SHAPE?		✓	
FLASH OR FLICKER?	✓		
DISAPPEAR AND REAPPEAR?		✓	
SPIN LIKE A TOP?	✓		
MAKE A NOISE?		✓	
FLUTTER OR WOBBLE?		✓	

14. WHAT DREW YOUR ATTENTION TO THE PHENOMENON?

SLOWER THAN IN SKY, JUST ODDLY HOP ONE

A. HOW DID IT FINALLY DISAPPEAR?

BEHIND TREES

B. DID THE PHENOMENON MOVE BEHIND OR IN FRONT OF SOMETHING, LIKE A CLOUD, TREE, OR BUILDING AT ANY TIME?
☒ YES ☐ NO. IF "YES," DESCRIBE.

22. HAVE YOU EVER SEEN THIS OR A SIMILAR PHENOMENON BEFORE? ☐ YES ☐ NO. IF "YES," GIVE DATE AND LOCATION.

23. WAS ANYONE WITH YOU AT THE TIME YOU SAW THE PHENOMENON? ☑ YES ☐ NO. IF "YES," DID THEY SEE IT TOO? ☐ YES ☐ NO.

A. LIST THEIR NAMES AND ADDRESSES

[redacted]

24. GIVE THE FOLLOWING INFORMATION ABOUT YOURSELF

LAST NAME, FIRST NAME, MID[redacted]

ADDRESS *(Street, City, State and Zip Code)* [redacted] DR. DAYTON

TELEPHO[redacted]	AGE 27		MALE		FEMALE

INDICATE ADDITIONAL INFORMATION INCLUDING OCCUPATION AND ANY EXPERIENCE WHICH MAY BE PERTINENT.

NO

25. WHEN AND TO WHOM DID YOU REPOR[redacted]HAT YOU HAD SIGHTED THIS PHENOMENON?

NAME[redacted] DAY 6 MONTH Oct YEAR 68

26. DATE YOU COMP[redacted]ED THIS QUESTIONNAIRE.

DAY 6 MONTH Oct YEAR 68

17. DID YOU OBSERVE THE PHENOMENON THROUGH ANY OF THE FOLLOWING? INCLUDE INFORMATION ON MODEL, TYPE, FILTER, LENS PRESCRIPTION OR OTHER APPLICABLE DATA.

	EYEGLASSES		CAMERA VIEWER
	SUNGLASSES		BINOCULARS
	WINDSHIELD		TELESCOPE
	SIDE WINDOW OF VEHICLE		THEODOLITE
	WINDOWPANE		OTHER

A. DO YOU ORDINARILY WEAR GLASSES? ☐ YES ☑ NO

B. DO YOU USE READING GLASSES? ☑ YES ☐ NO

18. WHAT WAS YOUR IMPRESSION OF THE SPEED OF THE PHENOMENON? GIVE ESTIMATE OF SPEED NOT FAST.

19. WHAT WAS YOUR IMPRESSION OF THE DISTANCE OF THE PHENOMENON? GIVE ESTIMATE OF DISTANCE 1 MI.

20. IN ORDER THAT WE MAY OBTAIN AS CLEAR A PICTURE AS POSSIBLE OF WHAT YOU SAW, DESCRIBE IN YOUR OWN WORDS A COMMON OBJECT OR OBJECTS WHICH, WHEN PLACED IN THE SKY, SIMILAR TO WHERE YOU NOTED THE PHENOMENON, WOULD BEAR SOME RESEMBLANCE TO WHAT YOU SAW. DESCRIBE SIMILARITIES AND DIFFERENCES BETWEEN THE COMMON OBJECT AND WHAT YOU SAW.

7

21. DID YOU NOTICE ANY ODOR, NOISE, OR HEAT EMANATING FROM THE PHENOMENON OR ANY EFFECT ON YOURSELF, ANIMALS OR MACHINERY IN THE VICINITY? ☐ YES ☑ NO. IF "YES," DESCRIBE.

A. DID THE PHENOMENON DISTURB THE GROUND OR LEAVE ANY PHYSICAL EVIDENCE. ☐ YES ☑ NO. IF "YES," DESCRIBE.

27. INFORMATION WHICH YOU FEEL IS PERTINENT BUT WHICH IS NOT ADEQUATELY COVERED IN THIS QUESTIONNAIRE, ALTERNATIVELY PROVIDE A NARRATIVE EXPLANATION OF THE SIGHTING.

0057 N 109

6 July 68

DEPARTMENT OF THE AIR FORCE
HEADQUARTERS FOREIGN TECHNOLOGY DIVISION (AFSC)
WRIGHT-PATTERSON AIR FORCE BASE, OHIO 45433

REPLY TO ATTN OF: TDPT (UFO)

JUL 10 1968

SUBJECT: UFO Observation, 6 July 1968

TO: [redacted]
Dayton, Ohio 45406

Your name has been given to the Aerial Phenomena Office (Project Blue Book) as being a witness to an unidentified flying object. If you were a witness to an UFO sighting on 6 July would you please complete the attached AF Form 117 and return it in the envelope provided. If you were not a witness to this sighting, would you please make a statement to this effect on the attached form. The information which you provide will be used in evaluating this observation. Thank you for your assistance in this matter.

HECTOR QUINTANILLA, Jr, Lt Colonel, USAF
Chief, Aerial Phenomena Office
Aerospace Technologies Division
Production Directorate

1 Atch
AF Form 117 w/envelope

6A. NOW IMAGINE YOU ARE AT THE CENTER OF THE COMPASS ROSE. PLACE AN "A" ON THE COMPASS TO INDICATE THE DIRECTION TO THE PHENOMENON WHEN FIRST SEEN. PLACE A "B" ON THE COMPASS TO INDICATE THE DIRECTION TO THE PHENOMENON WHEN LAST SEEN.

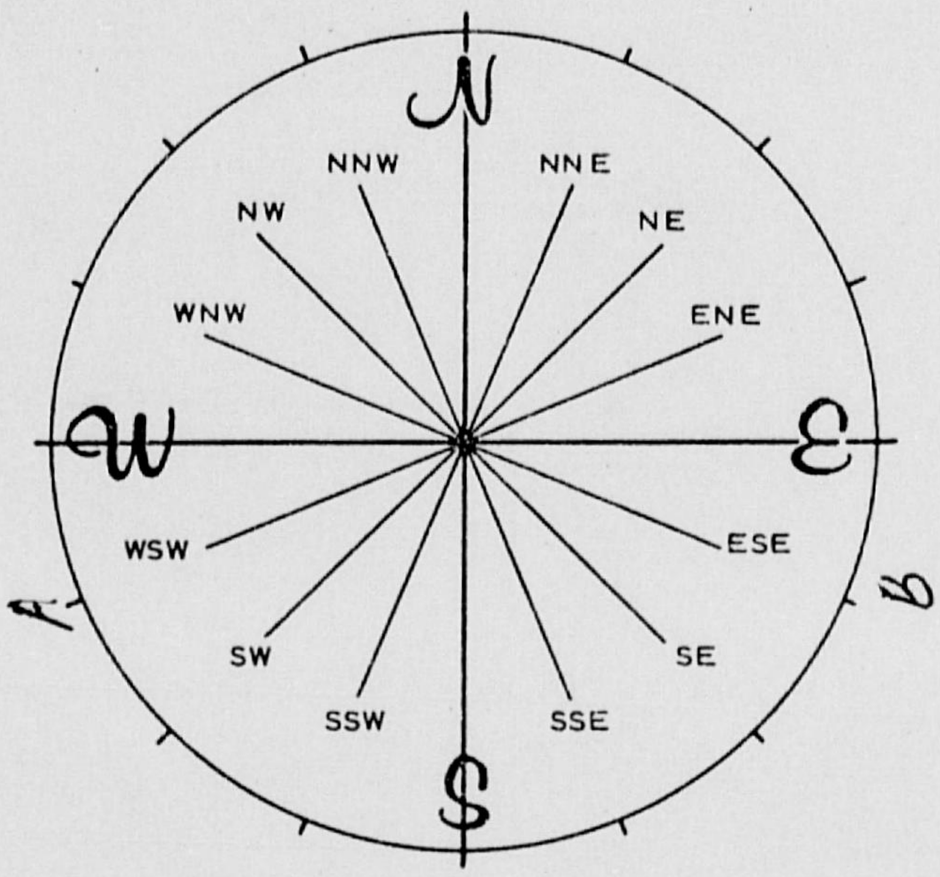

7. IN THE SKETCH BELOW, PLACE AN "A" AT THE POSITION OF THE PHENOMENON WHEN FIRST SEEN, AND A "B" AT THE POSITION OF THE PHENOMENON WHEN LAST SEEN. CONNECT THE "A" AND "B" WITH A LINE TO APPROXIMATE THE MOVEMENT OF THE PHENOMENON BETWEEN "A" AND "B". THAT IS, SCHEMATICALLY SHOW WHETHER THE MOVEMENT APPEARED TO BE STRAIGHT, CURVED OR ZIG-ZAG. REFER TO SMALLER SKETCH AS AN EXAMPLE OF HOW TO COMPLETE THE LARGER SKETCH.



SIGHTING OF UNIDENTIFIED PHENOMENA QUESTIONNAIRE

BUDGET BUREAU APPROVAL NUMBER 21-R258

THIS QUESTIONNAIRE HAS BEEN PREPARED SO THAT YOU CAN GIVE THE U.S. AIR FORCE AS MUCH INFORMATION AS POSSIBLE CONCERNING THE UNIDENTIFIED PHENOMENON THAT YOU HAVE OBSERVED. PLEASE TRY TO ANSWER ALL OF THE QUESTIONS. THE INFORMATION YOU GIVE WILL BE USED FOR RESEARCH PURPOSES YOUR NAME WILL NOT BE USED IN CONNECTION WITH ANY OF YOUR STATEMENTS OR CONCLUSIONS WITHOUT YOUR PERMISSION. RETURN TO AIR FORCE BASE INVESTIGATOR FOR FORWARDING TO FTD (TDETR), WRIGHT-PATTERSON AFB, OHIO 45433, IAW AFR 80-17. *(IF ADDITIONAL SHEETS ARE NEEDED FOR NARRATIVE OR SKETCHES ATTACH SECURELY TO THIS FORM OR ANNOTATE WITH YOUR NAME FOR IDENTIFICATION.)*

1. WHEN DID YOU SEE THE PHENOMENON? DAY 6 MONTH July YEAR 68

2. WHAT TIME DID YOU FIRST SIGHT THE PHENOMENON? HOUR 10 MINUTES 25 [ ] A.M. [X] P.M.

3. WHAT TIME DID YOU LAST SIGHT THE PHENOMENON? HOUR 10 MINUTES 26 [ ] A.M. [X] P.M.

4. TIME ZONE [X] DAYLIGHT SAVINGS [ ] STANDARD
[ ] EASTERN [ ] CENTRAL [ ] MOUNTAIN [ ] PACIFIC [ ] OTHER

5. WHERE WERE YOU WHEN YOU SAW THE PHENOMENON? IF IN CITY, GIVE THE NEAREST STREET ADDRESS AND INDICATE ON A HAND DRAWN MAP WHERE YOU WERE STANDING WITH REFERENCE TO THE ADDRESS. IF IN THE COUNTRY, IDENTIFY THE HIGHWAY YOU WERE ON OR NEAR AND TRY TO FIX A DISTANCE AND DIRECTION FROM SOME RECOGNIZABLE LANDMARK.

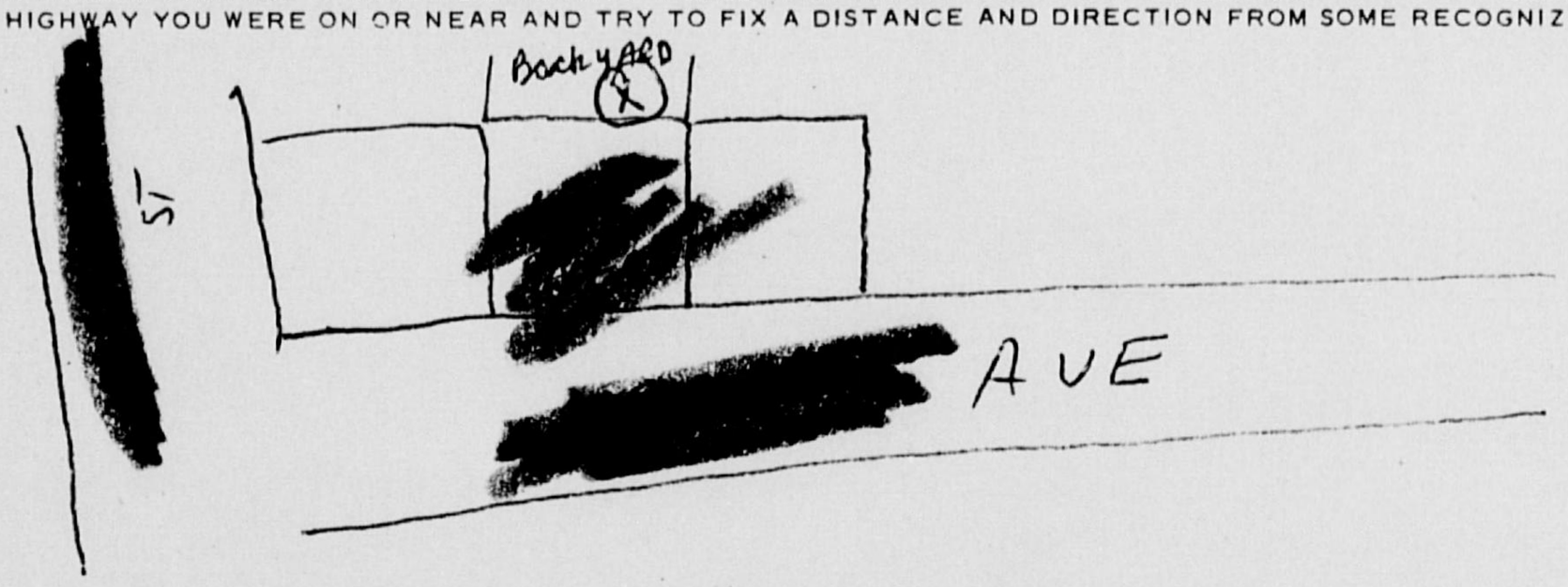

6. IMAGINE YOU ARE AT THE POINT SHOWN IN THE SKETCH, PLACE AN "A" ON THE CURVED LINE TO SHOW HOW HIGH THE PHENOMENON WAS ABOVE THE HORIZON, OR SKYLINE, WHEN FIRST SEEN. PLACE A "B" ON THE SAME CURVED LINE TO SHOW HOW HIGH ABOVE THE HORIZON THE PHENOMENON WAS WHEN LAST SEEN.

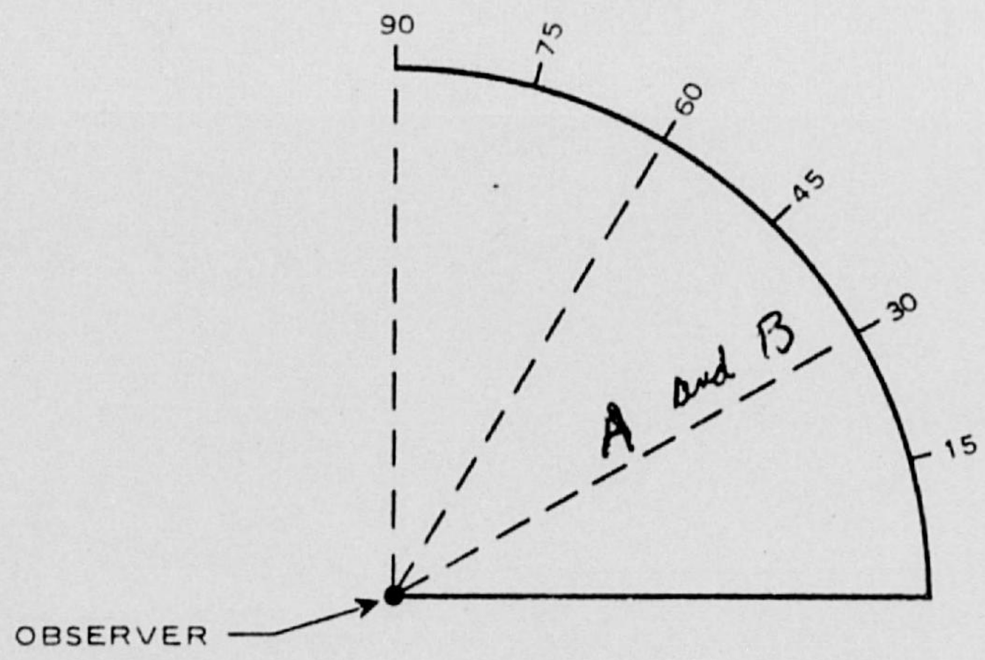

AF FORM AUG 67 117

10. IF THERE WERE MORE THAN ONE PHENOMENON, HOW MANY WERE THERE? DRAW A PICTURE TO SHOW HOW THEY WERE ARRANGED. DID THIS ARRANGEMENT CHANGE DURING THE SIGHTING?

ONE

11. CONDITIONS *(Check appropriate blocks.)*

A. SKY		B. WEATHER			
	DAY		CUMULUS CLOUDS *(Low fluffy)*		FOG OR MIST
	TWILIGHT		CIRRUS CLOUDS *(High fleecy or Herring-bone)*		HEAVY RAIN
✓	NIGHT				LIGHT RAIN OR DRIZZLE
	CLEAR		NIMBUS CLOUDS *(Rain)* Don't Remember		HAIL
	PARTLY CLOUDY		CUMULONIMBUS CLOUDS *(Thunderstorms)*		SNOW OR SLEET
	COMPLETELY OVERCAST				UNKNOWN
			HAZE OR SMOG	✓	NONE OF THE ABOVE

C. IF THE SIGHTING WAS AT TWILIGHT OR NIGHT, WHAT DID YOU NOTICE ABOUT THE STARS AND MOON?

(1) STARS		(2) MOON			
	NONE	✓	BRIGHT MOONLIGHT		NO MOONLIGHT
✓	A FEW		MOON WITH HALO		UNKNOWN
	MANY		MOON HIDDEN BY CLOUDS		
	UNKNOWN		PARTIAL *(New or quarter)*		

D. IF SIGHTING WAS IN DAYLIGHT, WAS THE SUN VISIBLE? ☐ YES ☐ NO. IF "YES," WHERE WAS THE SUN AS YOU FACED THE PHENOMENON?

	IN FRONT OF YOU		TO YOUR RIGHT		OVERHEAD *(Near noon)*
	IN BACK OF YOU		TO YOUR LEFT		UNKNOWN

E. SPECIFY THE MAJOR SOURCE OF ILLUMINATION PRESENT DURING THE SIGHTING, SUCH AS THE SUN, HEADLIGHTS OR STREET LAMP, ETC. FOR TERRESTRIAL ILLUMINATION, SPECIFY DISTANCE TO LIGHT SOURCE.

A STREET LIGHT. However the Moon Was quite Bright.

12. GIVE A BRIEF DESCRIPTION OF THE PHENOMENON, INDICATING WHETHER IT APPEARED DARK OR LIGHT, WHETHER IT REFLECTED LIGHT OR WAS SELF-LUMINOUS AND WHAT COLORS YOU NOTICED. DESCRIBE YOUR IMPRESSION OF WHETHER IT WAS SOLID OR TRANSPARENT, WHETHER EDGES WERE SHARP OR FUZZY. DESCRIBE THE SHAPE OR INDICATE IF IT APPEARED AS A POINT OF LIGHT. INDICATE COMPARISONS WITH OTHER OBSERVED OBJECTS, LIKE STARS, A LIGHT OR OTHER OBJECT IN YOUR FIELD OF VIEW.





SIZE OF MOON



SIZE OF OBJECT RELATIVE TO VISUAL PERCEPTION OF MOON

Very bright, as bright as the moon at point A. gradually fading at Point B. Was titled to look like Saturn at "A" and gradually leveled off at "B" Gradually lost brightness from A to B and at B appeared to slow down + there was a flickering of lights or slowing down of spin to give effect of windows. Sharp at Point A. Fuzzy AT B. SOLID Self-luminous. I SEEMED TO HOVER FOR 15 SECONDS OVER THE DIRECTION OF THE FIELD. HOWEVER IT WAS NOT THAT FAR OUT.

8. WHERE WERE YOU WHEN YOU SAW THE PHENOMENON? *(Check appropriate blocks.)*

✓	OUTDOORS		IN BUSINESS SECTION OF CITY
	IN BUILDING	✓	IN RESIDENTIAL SECTION OF CITY
	IN CAR ☐ AS DRIVER ☐ AS PASSENGER		IN OPEN COUNTRYSIDE
	IN BOAT		NEAR AIRFIELD
	IN AIRPLANE ☐ AS PILOT ☐ AS PASSENGER		FLYING OVER CITY
	OTHER		FLYING OVER OPEN COUNTRY
			OTHER

A. IF YOU WERE IN A VEHICLE, COMPLETE THE FOLLOWING:

WHAT DIRECTION WERE YOU MOVING?

	NORTH		EAST
	SOUTH		WEST
	NORTHEAST		SOUTHEAST
	NORTHWEST		SOUTHWEST

HOW FAST WERE YOU MOVING?

DID YOU STOP ANYTIME WHILE OBSERVING THE PHENOMENON? ☐ YES ☐ NO

EXPLAIN WHETHER SUCH MOVEMENT AFFECTS YOUR SKETCHES IN ITEMS 5 AND 6.

DESCRIBE TYPE OF VEHICLE YOU WERE IN AND TYPE OF ROAD, TERRAIN OR BODY OF WATER YOU TRAVERSED DURING THE SIGHTING. STATE WHETHER WINDOWS OR CONVERTIBLE TOP WERE UP OR DOWN.

HOW MUCH OTHER TRAFFIC WAS THERE?

DID YOU NOTICE ANY AIRPLANES? ☐ YES ☒ NO. IF "YES," DESCRIBE WHEN THEY WERE IN SIGHT RELATIVE TO THE TIME OF SIGHTING THE PHENOMENON AND WHERE THEY WERE IN THE SKY RELATIVE TO THE POSITION OF THE PHENOMENON.

9. HOW LONG WAS THE PHENOMENON IN SIGHT?

LENGTH OF TIME Approx 1 1/2 MIN		CERTAIN OF TIME		NOT VERY SURE
	✓	FAIRLY CERTAIN		JUST A GUESS

HOW WAS TIME DETERMINED?

RETIMING MOTIONS

WAS THE PHENOMENON IN SIGHT CONTINUOUSLY? ☑ YES ☐ NO. IF "NO," INDICATE WHETHER THIS IS DUE TO YOUR MOVEMENT OR THE BEHAVIOR OF THE PHENOMENON, AND DESCRIBE SUCH MOVEMENT OR BEHAVIOR. INDICATE DISAPPEARANCES ON PREVIOUS SKETCHES.

15. DRAW A PICTURE THAT WILL SHOW THE SHAPE OF THE PHENOMENON. INCLUDE AND LABEL ANY DETAILS THAT MIGHT HAVE APPEARED AS WINGS OR PROTRUSIONS, AND INDICATE EXHAUST OR VAPOR TRAILS. INDICATE BY AN ARROW THE DIRECTION THE PHENOMENON WAS MOVING.



WHO KNOWS

No Red or Green or Colored lights like a plane & No Noise although it was quite near

16. WHAT WAS THE ANGULAR SIZE? HOLD A MATCH AT ARM'S LENGTH IN FRONT OF A KNOWN OBJECT, SUCH AS A STREET LAMP OR THE MOON. NOTE HOW MUCH OF THE OBJECT IS COVERED BY THE HEAD OF THE MATCH. NOW IF YOU HAD BEEN ABLE TO PERFORM THIS EXPERIMENT AT THE TIME OF THE SIGHTING, ESTIMATE WHAT FRACTION OF THE PHENOMENON WOULD HAVE BEEN COVERED BY THE MATCH HEAD.

1/2

13. DID THE PHENOMENON	YES	NO	UNKNOWN
MOVE IN A STRAIGHT LINE? ALMOST		✓	
STAND STILL AT ANYTIME? 10 OR 15 SEC	✓		
SUDDENLY SPEED UP AND RUN AWAY?		✓	
BREAK UP IN PARTS AND EXPLODE?		✓	
CHANGE COLOR?		✓	
GIVE OFF SMOKE?		✓	
CHANGE BRIGHTNESS?	✓		
CHANGE SHAPE?	✓		
FLASH OR FLICKER?	✓		
DISAPPEAR AND REAPPEAR?			✓
SPIN LIKE A TOP? SEEMED TO COULD BE MISTAKEN INTERPRETATION			
MAKE A NOISE?		✓	
FLUTTER OR WOBBLE?	✓		

14. WHAT DREW YOUR ATTENTION TO THE PHENOMENON?

SITTING OUT BACK & SAW SUCH A HUGE OBJECT MOVING SO FAST. WHIT SUCH A SHAPE, BRIGHTNESS, & THE ABSENCE OF SOUND.

A. HOW DID IT FINALLY DISAPPEAR?

OVER HOUSES

B. DID THE PHENOMENON MOVE BEHIND OR IN FRONT OF SOMETHING, LIKE A CLOUD, TREE, OR BUILDING AT ANY TIME?
☐ YES ☐ NO. IF "YES," DESCRIBE.

BEHIND CHURCH STEEPLE & TREES MOMENTARILY

22. HAVE YOU EVER SEEN THIS OR A SIMILAR PHENOMENON BEFORE? ☐ YES ☑ NO. IF "YES," GIVE DATE AND LOCATION.

23. WAS ANYONE WITH YOU AT THE TIME YOU SAW THE PHENOMENON? ☐ YES ☐ NO. IF "YES," DID THEY SEE IT TOO? ☑ YES ☐ NO.

A. LIST THEIR NAMES AND ADDRESSES

WIFE.
Son [redacted]

24. GIVE THE FOLLOWING INFORMATION ABOUT YOURSELF

LAST NAME, FIRST NAME, MIDDLE NAME [redacted] - NONE

ADDRESS (Street, [redacted] AVE

TELEPHONE (Area Code) [redacted]	AGE 40		☐ MALE		☐ FEMALE

INDICATE ADDITIONAL INFORMATION INCLUDING OCCUPATION AND ANY EXPERIENCE WHICH MAY BE PERTINENT.

Home Improvements

25. WHEN AND TO WHOM DID YOU REPORT THAT YOU HAD SIGHTED THIS PHENOMENON?

NAME Someone at ATD APO DAY 6 MONTH July YEAR 1968

26. DATE YOU COMPLETED THIS QUESTIONNAIRE.

DAY 12 MONTH July YEAR 1968

17. DID YOU OBSERVE THE PHENOMENON THROUGH ANY OF THE FOLLOWING? INCLUDE INFORMATION ON MODEL, TYPE, FILTER, LENS PRESCRIPTION OR OTHER APPLICABLE DATA.

	EYEGLASSES		CAMERA VIEWER
	SUNGLASSES		BINOCULARS
	WINDSHIELD		TELESCOPE
	SIDE WINDOW OF VEHICLE		THEODOLITE
	WINDOWPANE		OTHER

A. DO YOU ORDINARILY WEAR GLASSES? ☐ YES ☑ NO

B. DO YOU USE READING GLASSES? ☐ YES ☑ NO

18. WHAT WAS YOUR IMPRESSION OF THE SPEED OF THE PHENOMENON? GIVE ESTIMATE OF SPEED 300 MPH

19. WHAT WAS YOUR IMPRESSION OF THE DISTANCE OF THE PHENOMENON? GIVE ESTIMATE OF DISTANCE 2 1/2 MILES

20. IN ORDER THAT WE MAY OBTAIN AS CLEAR A PICTURE AS POSSIBLE OF WHAT YOU SAW, DESCRIBE IN YOUR OWN WORDS A COMMON OBJECT OR OBJECTS WHICH, WHEN PLACED IN THE SKY, SIMILAR TO WHERE YOU NOTED THE PHENOMENON, WOULD BEAR SOME RESEMBLANCE TO WHAT YOU SAW. DESCRIBE SIMILARITIES AND DIFFERENCES BETWEEN THE COMMON OBJECT AND WHAT YOU SAW.

A STRAW HAT (MANS)

21. DID YOU NOTICE ANY ODOR, NOISE, OR HEAT EMANATING FROM THE PHENOMENON OR ANY EFFECT ON YOURSELF, ANIMALS OR MACHINERY IN THE VICINITY? ☐ YES ☑ NO. IF "YES," DESCRIBE.

A. DID THE PHENOMENON DISTURB THE GROUND OR LEAVE ANY PHYSICAL EVIDENCE. ☐ YES ☑ NO. IF "YES," DESCRIBE.

27. INFORMATION WHICH YOU FEEL IS PERTINENT BUT WHICH IS NOT ADEQUATELY COVERED IN THIS QUESTIONNAIRE, ALTERNATIVELY PROVIDE A NARRATIVE EXPLANATION OF THE SIGHTING.

I know talked to others who have seen this at the same time. A man & woman at West Carrolton. Said there was no letters on it or no sound & described it the same as I.

A police officer stoped by me as I was looking over Salem ave. And asked me if I "saw that thing too"!.

A kid down the street said about the same time he was walking through bonos' & said he could read. Steven Ford in lights.

So I dont know what to believe I believe only that it was the typical sight, no sound. weird shape & a U.F.O.

DEPARTMENT OF THE AIR FORCE
HEADQUARTERS FOREIGN TECHNOLOGY DIVISION (AFSC)
WRIGHT-PATTERSON AIR FORCE BASE, OHIO 45433

REPLY TO
ATTN OF: TDPT (UFO)

JUL 10 1968

SUBJECT: UFO Observation, 7 July 1968

TO:
[redacted]
Dayton, Ohio 45427

Your name has been given to the Aerial Phenomena Office (Project Blue Book) as being a witness to an unidentified flying object. If you were a witness to an UFO sighting on 7 July would you please complete the attached AF Form 117 and return it in the envelope provided. If you were not a witness to this sighting, would you please make a statement to this effect on the attached form. The information which you provide will be used in evaluating this observation. Thank you for your assistance in this matter.

HECTOR QUINTANILLA, Jr, Lt Colonel, USAF
Chief, Aerial Phenomena Office
Aerospace Technologies Division
Production Directorate

1 Atch
AF Form 117 w/envelope

6A. NOW IMAGINE YOU ARE AT THE CENTER OF THE COMPASS ROSE. PLACE AN "A" ON THE COMPASS TO INDICATE THE DIRECTION TO THE PHENOMENON WHEN FIRST SEEN. PLACE A "B" ON THE COMPASS TO INDICATE THE DIRECTION TO THE PHENOMENON WHEN LAST SEEN.

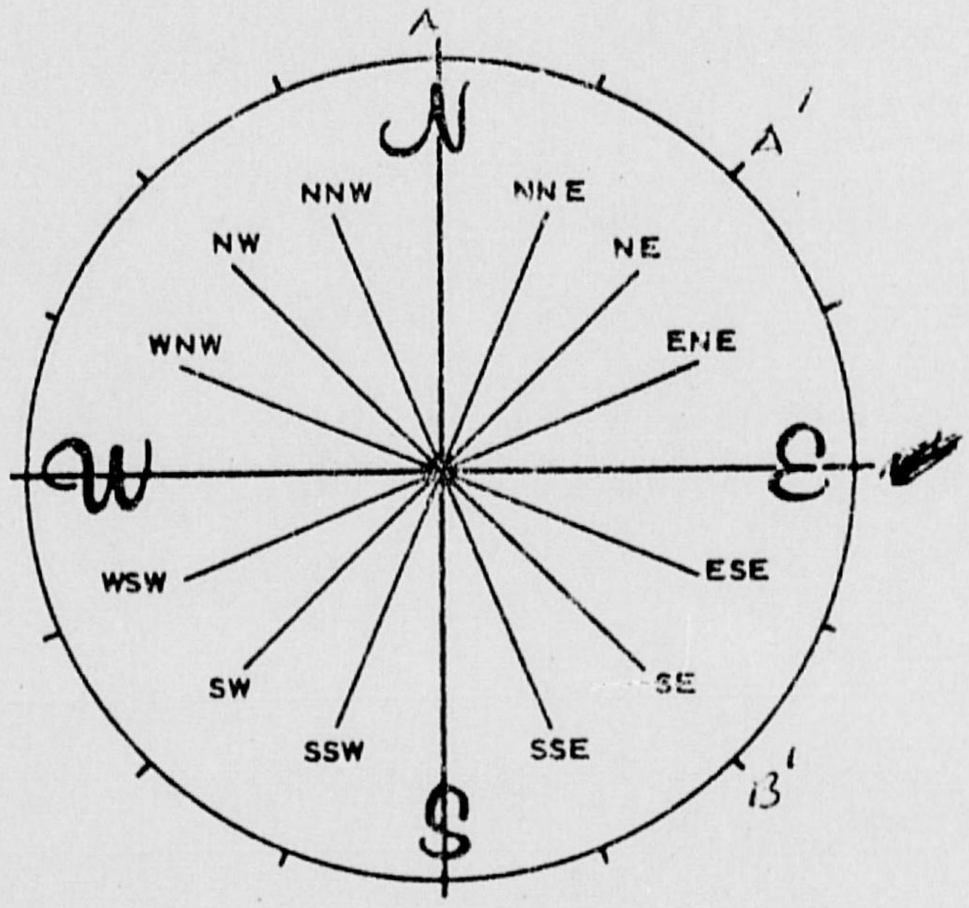

7. IN THE SKETCH BELOW, PLACE AN "A" AT THE POSITION OF THE PHENOMENON WHEN FIRST SEEN, AND A "B" AT THE POSITION OF THE PHENOMENON WHEN LAST SEEN. CONNECT THE "A" AND "B" WITH A LINE TO APPROXIMATE THE MOVEMENT OF THE PHENOMENON BETWEEN "A" AND "B". THAT IS, SCHEMATICALLY SHOW WHETHER THE MOVEMENT APPEARED TO BE STRAIGHT, CURVED OR ZIG-ZAG. REFER TO SMALLER SKETCH AS AN EXAMPLE OF HOW TO COMPLETE THE LARGER SKETCH.



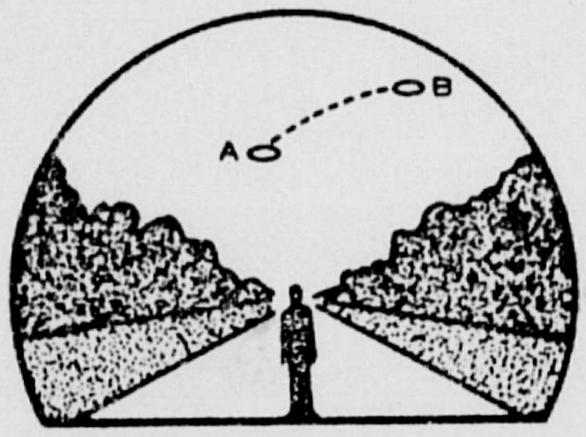

SIGHTING OF UNIDENTIFIED PHENOMENA QUESTIONNAIRE

BUDGET BUREAU APPROVAL NUMBER 21-R288

THIS QUESTIONNAIRE HAS BEEN PREPARED SO THAT YOU CAN GIVE THE U.S. AIR FORCE AS MUCH INFORMATION AS POSSIBLE CONCERNING THE UNIDENTIFIED PHENOMENON THAT YOU HAVE OBSERVED. PLEASE TRY TO ANSWER ALL OF THE QUESTIONS. THE INFORMATION YOU GIVE WILL BE USED FOR RESEARCH PURPOSES. YOUR NAME WILL NOT BE USED IN CONNECTION WITH ANY OF YOUR STATEMENTS OR CONCLUSIONS WITHOUT YOUR PERMISSION. RETURN TO AIR FORCE BASE INVESTIGATOR FOR FORWARDING TO FTD (TDETR), WRIGHT-PATTERSON AFB, OHIO 45433, IAW AFR 80-17. *(IF ADDITIONAL SHEETS ARE NEEDED FOR NARRATIVE OR SKETCHES ATTACH SECURELY TO THIS FORM OR ANNOTATE WITH YOUR NAME FOR IDENTIFICATION.)*

1. WHEN DID YOU SEE THE PHENOMENON?

DAY 7 MONTH JULY YEAR 61

2. WHAT TIME DID YOU FIRST SIGHT THE PHENOMENON?

HOUR 10 MINUTES 00 ☐ A.M. ☒ P.M.

3. WHAT TIME DID YOU LAST SIGHT THE PHENOMENON?

RETURNED HOUR 10 MINUTES 10 ☐ A.M. ☒ P.M.

4. TIME / ZONE ☒ DAYLIGHT SAVINGS ☐ STANDARD

☒ EASTERN ☐ CENTRAL ☐ MOUNTAIN ☐ PACIFIC ☐ OTHER

5. WHERE WERE YOU WHEN YOU SAW THE PHENOMENON? IF IN CITY, GIVE THE NEAREST STREET ADDRESS AND INDICATE ON A HAND DRAWN MAP WHERE YOU WERE STANDING WITH REFERENCE TO THE ADDRESS. IF IN THE COUNTRY, IDENTIFY THE HIGHWAY YOU WERE ON OR NEAR AND TRY TO FIX A DISTANCE AND DIRECTION FROM SOME RECOGNIZABLE LANDMARK.

IN THE HOUSE LOOKING OUT FRONT WINDOW

817 MAIN, DAYTON

FACING EAST

FIRST TRAVELING NORTH made Quick 90° turn EAST

Second time Traveling Southeast - straight

6. IMAGINE YOU ARE AT THE POINT SHOWN IN THE SKETCH, PLACE AN "A" ON THE CURVED LINE TO SHOW HOW HIGH THE PHENOMENON WAS ABOVE THE HORIZON, OR SKYLINE, WHEN FIRST SEEN. PLACE A "B" ON THE SAME CURVED LINE TO SHOW HOW HIGH ABOVE THE HORIZON THE PHENOMENON WAS WHEN LAST SEEN.

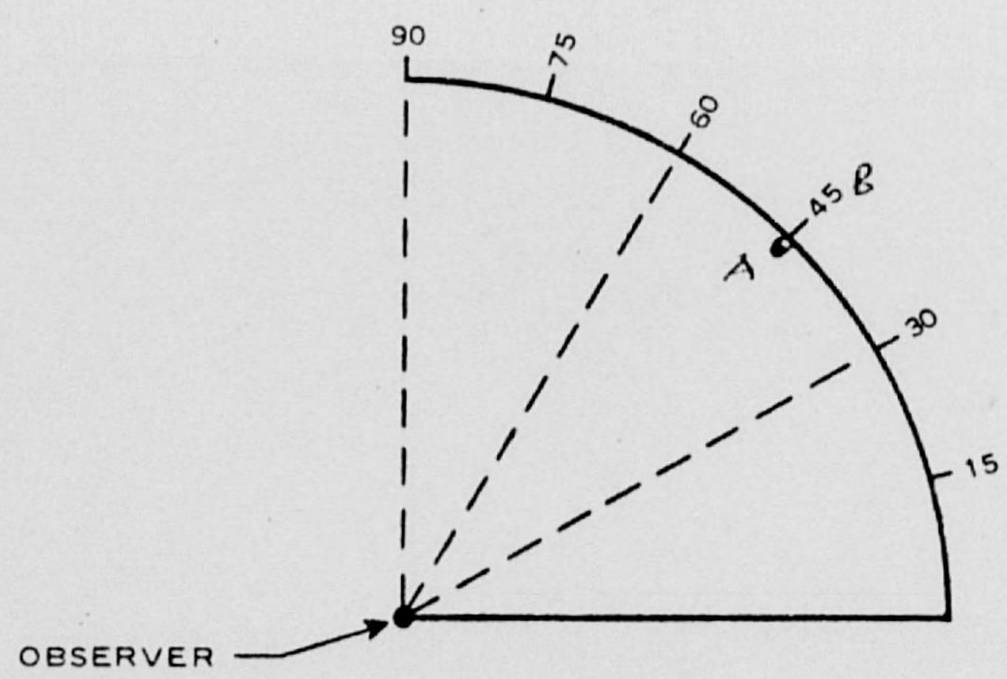

AF FORM AUG 67 117

8. WHERE WERE YOU WHEN YOU SAW THE PHENOMENON? *(Check appropriate blocks.)*

	OUTDOORS		IN BUSINESS SECTION OF CITY
✓	IN BUILDING	✓	IN RESIDENTIAL SECTION OF CITY
	IN CAR ☐ AS DRIVER ☐ AS PASSENGER		IN OPEN COUNTRYSIDE
	IN BOAT		NEAR AIRFIELD
	IN AIRPLANE ☐ AS PILOT ☐ AS PASSENGER		FLYING OVER CITY
	OTHER		FLYING OVER OPEN COUNTRY
			OTHER

A. IF YOU WERE IN A VEHICLE, COMPLETE THE FOLLOWING:

WHAT DIRECTION WERE YOU MOVING?				HOW FAST WERE YOU MOVING?
	NORTH		EAST	
	SOUTH		WEST	DID YOU STOP ANYTIME WHILE OBSERVING THE PHENOMENON?
	NORTHEAST		SOUTHEAST	
	NORTHWEST		SOUTHWEST	☐ YES ☐ NO

EXPLAIN WHETHER SUCH MOVEMENT AFFECTS YOUR SKETCHES IN ITEMS 5 AND 6.

DESCRIBE TYPE OF VEHICLE YOU WERE IN AND TYPE OF ROAD, TERRAIN OR BODY OF WATER YOU TRAVERSED DURING THE SIGHTING. STATE WHETHER WINDOWS OR CONVERTIBLE TOP WERE UP OR DOWN.

HOW MUCH OTHER TRAFFIC WAS THERE?

DID YOU NOTICE ANY AIRPLANES? ☐ YES ☐ NO. IF "YES," DESCRIBE WHEN THEY WERE IN SIGHT RELATIVE TO THE TIME OF SIGHTING THE PHENOMENON AND WHERE THEY WERE IN THE SKY RELATIVE TO THE POSITION OF THE PHENOMENON.

9. HOW LONG WAS THE PHENOMENON IN SIGHT?

LENGTH OF TIME				
FIRST TIME 30 seconds		CERTAIN OF TIME		NOT VERY SURE
SECOND TIME 15 seconds		FAIRLY CERTAIN	✓	JUST A GUESS

HOW WAS TIME DETERMINED?

WAS THE PHENOMENON IN SIGHT CONTINUOUSLY? ☑ YES ☐ NO. IF "NO," INDICATE WHETHER THIS IS DUE TO YOUR MOVEMENT OR THE BEHAVIOR OF THE PHENOMENON, AND DESCRIBE SUCH MOVEMENT OR BEHAVIOR. INDICATE DISAPPEARANCES ON PREVIOUS SKETCHES.

Ringed Form and turned sharply - disappeared because of trees and hill

10. IF THERE WERE MORE THAN ONE PHENOMENON, HOW MANY WERE THERE? DRAW A PICTURE TO SHOW HOW THEY WERE ARRANGED. DID THIS ARRANGEMENT CHANGE DURING THE SIGHTING?

Same object seen twice

11. CONDITIONS *(Check appropriate blocks.)*

A. SKY		B. WEATHER			
	DAY		CUMULUS CLOUDS *(Low fluffy)*		FOG OR MIST
	TWILIGHT		CIRRUS CLOUDS *(High fleecy or Herring-bone)*		HEAVY RAIN
✓	NIGHT				LIGHT RAIN OR DRIZZLE
✓	CLEAR		NIMBUS CLOUDS *(Rain)*		HAIL
	PARTLY CLOUDY		CUMULONIMBUS CLOUDS *(Thunderstorms)*		SNOW OR SLEET
	COMPLETELY OVERCAST				UNKNOWN
			HAZE OR SMOG		NONE OF THE ABOVE

C. IF THE SIGHTING WAS AT TWILIGHT OR NIGHT, WHAT DID YOU NOTICE ABOUT THE STARS AND MOON?

(1) STARS		(2) MOON			
	NONE		BRIGHT MOONLIGHT		NO MOONLIGHT
✓	A FEW	✓	MOON WITH HALO		UNKNOWN
	MANY		MOON HIDDEN BY CLOUDS		
	UNKNOWN		PARTIAL *(New or quarter)*		

D. IF SIGHTING WAS IN DAYLIGHT, WAS THE SUN VISIBLE? ☐ YES ☐ NO. IF "YES," WHERE WAS THE SUN AS YOU FACED THE PHENOMENON?

	IN FRONT OF YOU		TO YOUR RIGHT		OVERHEAD *(Near noon)*
	IN BACK OF YOU		TO YOUR LEFT		UNKNOWN

E. SPECIFY THE MAJOR SOURCE OF ILLUMINATION PRESENT DURING THE SIGHTING, SUCH AS THE SUN, HEADLIGHTS OR STREET LAMP, ETC. FOR TERRESTRIAL ILLUMINATION, SPECIFY DISTANCE TO LIGHT SOURCE.

12. GIVE A BRIEF DESCRIPTION OF THE PHENOMENON, INDICATING WHETHER IT APPEARED DARK OR LIGHT, WHETHER IT REFLECTED LIGHT OR WAS SELF-LUMINOUS AND WHAT COLORS YOU NOTICED. DESCRIBE YOUR IMPRESSION OF WHETHER IT WAS SOLID OR TRANSPARENT, WHETHER EDGES WERE SHARP OR FUZZY. DESCRIBE THE SHAPE OR INDICATE IF IT APPEARED AS A POINT OF LIGHT. INDICATE COMPARISONS WITH OTHER OBSERVED OBJECTS, LIKE STARS, A LIGHT OR OTHER OBJECT IN YOUR FIELD OF VIEW.

Ball of light at first - straightened into a straight
line + made a 90° turn
second time in the form of a straight line
Light came from object
Couldn't tell about solidity of object
Outline of object very sharp
Same color as moon orange or yellow color light
Dim light almost like street lamp
when looked at straight line light only appeared to
you like a tip

15. DRAW A PICTURE THAT WILL SHOW THE SHAPE OF THE PHENOMENON. INCLUDE AND LABEL ANY DETAILS THAT MIGHT HAVE APPEARED AS WINGS OR PROTRUSIONS, AND INDICATE EXHAUST OR VAPOR TRAILS. INDICATE BY AN ARROW THE DIRECTION THE PHENOMENON WAS MOVING.

16. WHAT WAS THE ANGULAR SIZE? HOLD A MATCH AT ARM'S LENGTH IN FRONT OF A KNOWN OBJECT, SUCH AS A STREET LAMP OR THE MOON. NOTE HOW MUCH OF THE OBJECT IS COVERED BY THE HEAD OF THE MATCH. NOW IF YOU HAD BEEN ABLE TO PERFORM THIS EXPERIMENT AT THE TIME OF THE SIGHTING, ESTIMATE WHAT FRACTION OF THE PHENOMENON WOULD HAVE BEEN COVERED BY THE MATCH HEAD.

About 50%

13. DID THE PHENOMENON	YES	NO	UNKNOWN
MOVE IN A STRAIGHT LINE?		✓	
STAND STILL AT ANYTIME?		✓	
SUDDENLY SPEED UP AND RUN AWAY?		✓	
BREAK UP IN PARTS AND EXPLODE?		✓	
CHANGE COLOR?		✓	
GIVE OFF SMOKE?		✓	
CHANGE BRIGHTNESS?		✓	
CHANGE SHAPE?	✓		
FLASH OR FLICKER?	✓		
DISAPPEAR AND REAPPEAR? (circled around reappeared 2nd time)	✓	✓	
SPIN LIKE A TOP?	✓	✓	
MAKE A NOISE?		✓	
FLUTTER OR WOBBLE?		✓	

14. WHAT DREW YOUR ATTENTION TO THE PHENOMENON?

traveled object color.

A. HOW DID IT FINALLY DISAPPEAR?

It disappeared behind object, towards horizon

B. DID THE PHENOMENON MOVE BEHIND OR IN FRONT OF SOMETHING, LIKE A CLOUD, TREE, OR BUILDING AT ANY TIME?
☐ YES ☑ NO. IF "YES," DESCRIBE.

22. HAVE YOU EVER SEEN THIS OR A SIMILAR PHENOMENON BEFORE? ☐ YES ☑ NO. IF "YES," GIVE DATE AND LOCATION.

23. WAS ANYONE WITH YOU AT THE TIME YOU SAW THE PHENOMENON? ☐ YES ☐ NO. IF "YES," DID THEY SEE IT TOO? ☑ YES ☐ NO.

A. LIST THEIR NAMES AND ADDRESSES

NEXT DOOR NEIGHBOR

WIFE

24. GIVE THE FOLLOWING INFORMATION ABOUT YOURSELF

LAST NAME, FIRST NAME, MIDDLE NAME

[redacted]

ADDRESS *(Street, City, State and Zip Code)*

[redacted]

TELEPHONE *(Area code and number)*	AGE		MALE		FEMALE
[redacted]	23	✓			

INDICATE ADDITIONAL INFORMATION, INCLUDING OCCUPATION AND ANY EXPERIENCE WHICH MAY BE PERTINENT.

SALES CLERK [redacted] FASHION STORE IN DAYTON

25. WHEN AND TO WHOM DID YOU REPORT THAT YOU HAD SIGHTED THIS PHENOMENON?

NAME _____ DAY _____ MONTH _____ YEAR _____

26. DATE YOU COMPLETED THIS QUESTIONNAIRE.

DAY _____ MONTH _____ YEAR _____

17. DID YOU OBSERVE THE PHENOMENON THROUGH ANY OF THE FOLLOWING? INCLUDE INFORMATION ON MODEL, TYPE, FILTER, LENS PRESCRIPTION OR OTHER APPLICABLE DATA.

	EYEGLASSES		CAMERA VIEWER
	SUNGLASSES		BINOCULARS
	WINDSHIELD		TELESCOPE
	SIDE WINDOW OF VEHICLE		THEODOLITE
✓	WINDOWPANE 1ST TIME		OTHER

A. DO YOU ORDINARILY WEAR GLASSES? ☐ YES ☑ NO

B. DO YOU USE READING GLASSES? ☐ YES ☑ NO

18. WHAT WAS YOUR IMPRESSION OF THE SPEED OF THE PHENOMENON? GIVE ESTIMATE OF SPEED I'd say about 20 mph based on speed

19. WHAT WAS YOUR IMPRESSION OF THE DISTANCE OF THE PHENOMENON? GIVE ESTIMATE OF DISTANCE 10 mi.

20. IN ORDER THAT WE MAY OBTAIN AS CLEAR A PICTURE AS POSSIBLE OF WHAT YOU SAW, DESCRIBE IN YOUR OWN WORDS A COMMON OBJECT OR OBJECTS WHICH, WHEN PLACED IN THE SKY, SIMILAR TO WHERE YOU NOTED THE PHENOMENON, WOULD BEAR SOME RESEMBLANCE TO WHAT YOU SAW. DESCRIBE SIMILARITIES AND DIFFERENCES BETWEEN THE COMMON OBJECT AND WHAT YOU SAW.

First appeared as a ball that appeared diamond shaped. about 12 lights.

21. DID YOU NOTICE ANY ODOR, NOISE, OR HEAT EMANATING FROM THE PHENOMENON OR ANY EFFECT ON YOURSELF, ANIMALS OR MACHINERY IN THE VICINITY? ☐ YES ☑ NO. IF "YES," DESCRIBE.

A. DID THE PHENOMENON DISTURB THE GROUND OR LEAVE ANY PHYSICAL EVIDENCE. ☐ YES ☑ NO. IF "YES," DESCRIBE.

7 Jul 68

DEPARTMENT OF THE AIR FORCE
HEADQUARTERS FOREIGN TECHNOLOGY DIVISION (AFSC)
WRIGHT-PATTERSON AIR FORCE BASE, OHIO 45433

REPLY TO ATTN OF: TDPT (UFO)

JUL 10 1968

SUBJECT: UFO Observation, 7 July 1968

TO: [redacted]
Dayton, Ohio 45403

Reference your recent unidentified flying object sighting which you reported to the Air Force. The information which we have received is not sufficient for a scientific investigation. Request you complete the attached AF Form 117 and return it in the self-addressed envelope. Thank you for reporting your observation to the Air Force.

HECTOR QUINTANILLA, Jr, Lt Colonel, USAF
Chief, Aerial Phenomena Office
Aerospace Technologies Division
Production Directorate

1 Atch
AF Form 117 w/envelope

DEPARTMENT OF THE AIR FORCE
HEADQUARTERS FOREIGN TECHNOLOGY DIVISION (AFSC)
WRIGHT-PATTERSON AIR FORCE BASE OHIO 45433

REPLY TO ATTN OF: TDPT (UFO)

JUL 10 1968

SUBJECT: UFO Observation, 7 July 1968

TO: [redacted]
Dayton, Ohio 45403

Reference your recent unidentified flying object sighting which you reported to the Air Force. The information which we have received is not sufficient for a scientific investigation. Request you complete the attached AF Form 117 and return it in the self-addressed envelope. Thank you for reporting your observation to the Air Force.

HECTOR QUINTANILLA, Jr, Lt Colonel, USAF
Chief, Aerial Phenomena Office
Aerospace Technologies Division
Production Directorate

1 Atch
AF Form 117 w/envelope

SIGHTING OF UNIDENTIFIED PHENOMENA QUESTIONNAIRE

BUDGET BUREAU APPROVAL NUMBER 21-R258

THIS QUESTIONNAIRE HAS BEEN PREPARED SO THAT YOU CAN GIVE THE U.S. AIR FORCE AS MUCH INFORMATION AS POSSIBLE CONCERNING THE UNIDENTIFIED PHENOMENON THAT YOU HAVE OBSERVED. PLEASE TRY TO ANSWER ALL OF THE QUESTIONS. THE INFORMATION YOU GIVE WILL BE USED FOR RESEARCH PURPOSES. YOUR NAME WILL NOT BE USED IN CONNECTION WITH ANY OF YOUR STATEMENTS OR CONCLUSIONS WITHOUT YOUR PERMISSION. RETURN TO AIR FORCE BASE INVESTIGATOR FOR FORWARDING TO FTD (TDETR), WRIGHT-PATTERSON AFB, OHIO 45433, IAW AFR 80-17. *(IF ADDITIONAL SHEETS ARE NEEDED FOR NARRATIVE OR SKETCHES ATTACH SECURELY TO THIS FORM OR ANNOTATE WITH YOUR NAME FOR IDENTIFICATION.)*

1. WHEN DID YOU SEE THE PHENOMENON?

DAY 7 MONTH July YEAR 66

2. WHAT TIME DID YOU FIRST SIGHT THE PHENOMENON?

HOUR 10 MINUTES 00 ☐ A.M. ☒ P.M.

3. WHAT TIME DID YOU LAST SIGHT THE PHENOMENON?

HOUR 10 MINUTES 20 ☐ A.M. ☒ P.M.

4. TIME ZONE ☒ DAYLIGHT SAVINGS ☐ STANDARD

☒ EASTERN ☐ CENTRAL ☐ MOUNTAIN ☐ PACIFIC ☐ OTHER

5. WHERE WERE YOU WHEN YOU SAW THE PHENOMENON? IF IN CITY, GIVE THE NEAREST STREET ADDRESS AND INDICATE ON A HAND DRAWN MAP WHERE YOU WERE STANDING WITH REFERENCE TO THE ADDRESS. IF IN THE COUNTRY, IDENTIFY THE HIGHWAY YOU WERE ON OR NEAR AND TRY TO FIX A DISTANCE AND DIRECTION FROM SOME RECOGNIZABLE LANDMARK.

First & Torrence St. Dayton Headed west

6. IMAGINE YOU ARE AT THE POINT SHOWN IN THE SKETCH, PLACE AN "A" ON THE CURVED LINE TO SHOW HOW HIGH THE PHENOMENON WAS ABOVE THE HORIZON, OR SKYLINE. WHEN FIRST SEEN. PLACE A "B" ON THE SAME CURVED LINE TO SHOW HOW HIGH ABOVE THE HORIZON THE PHENOMENON WAS WHEN LAST SEEN.

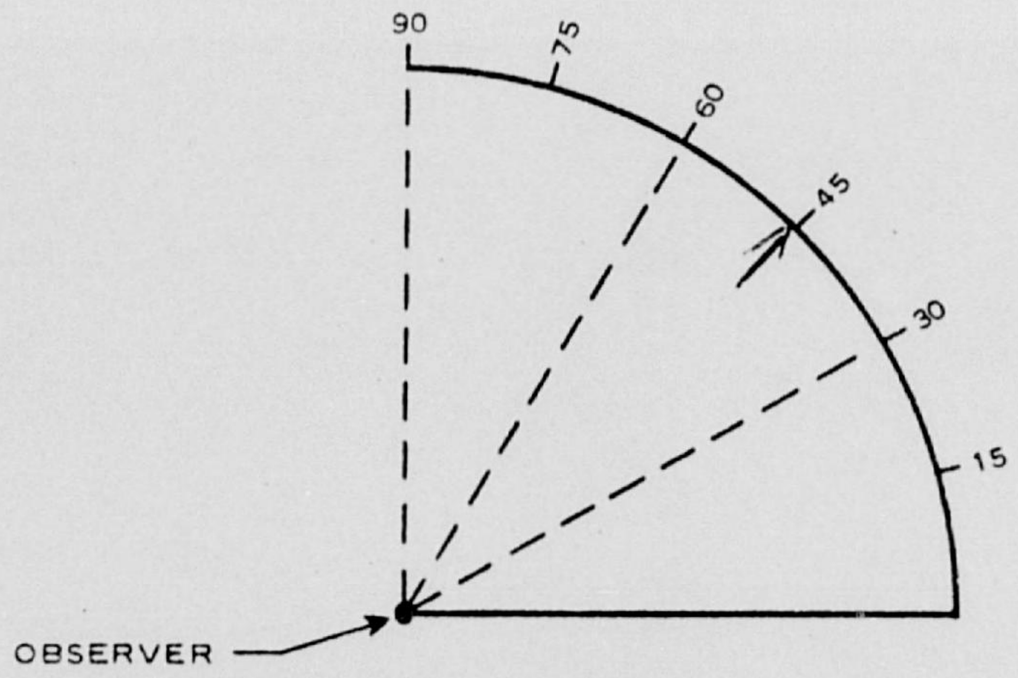

AF FORM AUG 67 117

6A. NOW IMAGINE YOU ARE AT THE CENTER OF THE COMPASS ROSE. PLACE AN "A" ON THE COMPASS TO INDICATE THE DIRECTION TO THE PHENOMENON WHEN FIRST SEEN. PLACE A "B" ON THE COMPASS TO INDICATE THE DIRECTION TO THE PHENOMENON WHEN LAST SEEN.

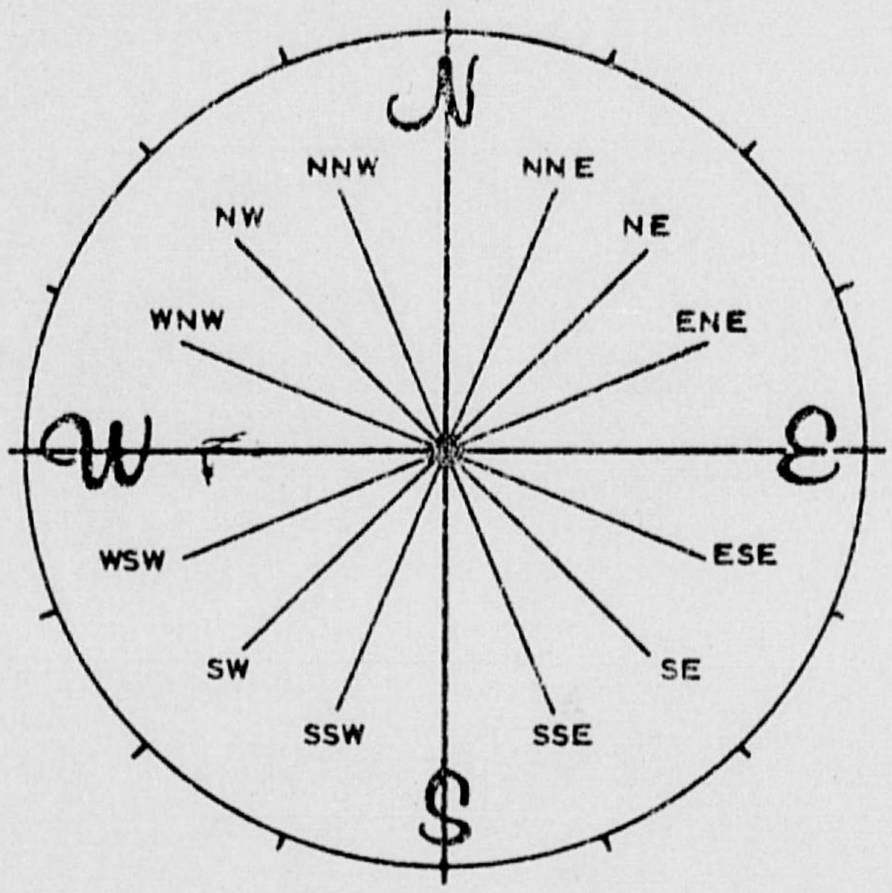

7. IN THE SKETCH BELOW, PLACE AN "A" AT THE POSITION OF THE PHENOMENON WHEN FIRST SEEN, AND A "B" AT THE POSITION OF THE PHENOMENON WHEN LAST SEEN. CONNECT THE "A" AND "B" WITH A LINE TO APPROXIMATE THE MOVEMENT OF THE PHENOMENON BETWEEN "A" AND "B". THAT IS, SCHEMATICALLY SHOW WHETHER THE MOVEMENT APPEARED TO BE STRAIGHT, CURVED OR ZIG-ZAG. REFER TO SMALLER SKETCH AS AN EXAMPLE OF HOW TO COMPLETE THE LARGER SKETCH.



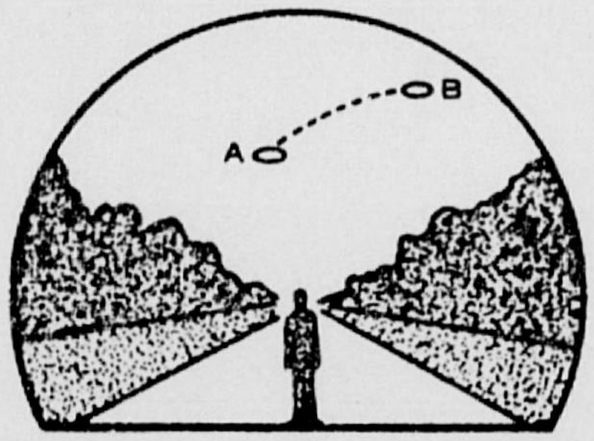

10. IF THERE WERE MORE THAN ONE PHENOMENON, HOW MANY WERE THERE? DRAW A PICTURE TO SHOW HOW THEY WERE ARRANGED. DID THIS ARRANGEMENT CHANGE DURING THE SIGHTING?

11. CONDITIONS *(Check appropriate blocks.)*

A. SKY		B. WEATHER			
	DAY		CUMULUS CLOUDS *(Low fluffy)*		FOG OR MIST
	TWILIGHT		CIRRUS CLOUDS *(High fleecy or Herring-bone)*		HEAVY RAIN
✓	NIGHT				LIGHT RAIN OR DRIZZLE
✓	CLEAR		NIMBUS CLOUDS *(Rain)*		HAIL
	PARTLY CLOUDY		CUMULONIMBUS CLOUDS *(Thunderstorms)*		SNOW OR SLEET
	COMPLETELY OVERCAST				UNKNOWN
			HAZE OR SMOG		NONE OF THE ABOVE

C. IF THE SIGHTING WAS AT TWILIGHT OR NIGHT, WHAT DID YOU NOTICE ABOUT THE STARS AND MOON?

(1) STARS		(2) MOON		
	NONE	✓	BRIGHT MOONLIGHT		NO MOONLIGHT
	A FEW		MOON WITH HALO		UNKNOWN
	MANY		MOON HIDDEN BY CLOUDS		
	UNKNOWN		PARTIAL *(New or quarter)*		

D. IF SIGHTING WAS IN DAYLIGHT, WAS THE SUN VISIBLE? ☐ YES ☐ NO. IF "YES," WHERE WAS THE SUN AS YOU FACED THE PHENOMENON?

	IN FRONT OF YOU		TO YOUR RIGHT		OVERHEAD *(Near noon)*
	IN BACK OF YOU		TO YOUR LEFT		UNKNOWN

E. SPECIFY THE MAJOR SOURCE OF ILLUMINATION PRESENT DURING THE SIGHTING, SUCH AS THE SUN, HEADLIGHTS OR STREET LAMP, ETC. FOR TERRESTRIAL ILLUMINATION, SPECIFY DISTANCE TO LIGHT SOURCE.

Street light

12. GIVE A BRIEF DESCRIPTION OF THE PHENOMENON, INDICATING WHETHER IT APPEARED DARK OR LIGHT, WHETHER IT REFLECTED LIGHT OR WAS SELF-LUMINOUS AND WHAT COLORS YOU NOTICED. DESCRIBE YOUR IMPRESSION OF WHETHER IT WAS SOLID OR TRANSPARENT, WHETHER EDGES WERE SHARP OR FUZZY. DESCRIBE THE SHAPE OR INDICATE IF IT APPEARED AS A POINT OF LIGHT. INDICATE COMPARISONS WITH OTHER OBSERVED OBJECTS, LIKE STARS, A LIGHT OR OTHER OBJECT IN YOUR FIELD OF VIEW.

Object round - lights around the perimeter
Spinning in clockwise direction at all times
bobbing up and down. It appeared close at first
as I walked toward it it seemed to get further
away - appeared solid lights noted out and couldn't
really tell. Reminded picture of flying saucer
at first sensed the light in an airplane

8. WHERE WERE YOU WHEN YOU SAW THE PHENOMENON? *(Check appropriate blocks.)*

✓	OUTDOORS		IN BUSINESS SECTION OF CITY
	IN BUILDING	✓	IN RESIDENTIAL SECTION OF CITY
	IN CAR ☐ AS DRIVER ☐ AS PASSENGER		IN OPEN COUNTRYSIDE
	IN BOAT		NEAR AIRFIELD
	IN AIRPLANE ☐ AS PILOT ☐ AS PASSENGER		FLYING OVER CITY
	OTHER		FLYING OVER OPEN COUNTRY
			OTHER

A. IF YOU WERE IN A VEHICLE, COMPLETE THE FOLLOWING:

WHAT DIRECTION WERE YOU MOVING?

	NORTH		EAST
	SOUTH	✓	WEST
	NORTHEAST		SOUTHEAST
	NORTHWEST		SOUTHWEST

HOW FAST WERE YOU MOVING?

WALKING

DID YOU STOP ANYTIME WHILE OBSERVING THE PHENOMENON?

☑ YES ☐ NO

EXPLAIN WHETHER SUCH MOVEMENT AFFECTS YOUR SKETCHES IN ITEMS 5 AND 6.

DESCRIBE TYPE OF VEHICLE YOU WERE IN AND TYPE OF ROAD, TERRAIN OR BODY OF WATER YOU TRAVERSED DURING THE SIGHTING. STATE WHETHER WINDOWS OR CONVERTIBLE TOP WERE UP OR DOWN.

HOW MUCH OTHER TRAFFIC WAS THERE?

NO TRAFFIC

DID YOU NOTICE ANY AIRPLANES? ☐ YES ☑ NO. IF "YES," DESCRIBE WHEN THEY WERE IN SIGHT RELATIVE TO THE TIME OF SIGHTING THE PHENOMENON AND WHERE THEY WERE IN THE SKY RELATIVE TO THE POSITION OF THE PHENOMENON.

9. HOW LONG WAS THE PHENOMENON IN SIGHT?

LENGTH OF TIME				
5 or 10 min.		CERTAIN OF TIME		NOT VERY SURE
	✓	FAIRLY CERTAIN		JUST A GUESS

HOW WAS TIME DETERMINED?

apt mother 10 apt 10

WAS THE PHENOMENON IN SIGHT CONTINUOUSLY? ☑ YES ☐ NO. IF "NO," INDICATE WHETHER THIS IS DUE TO YOUR MOVEMENT OR THE BEHAVIOR OF THE PHENOMENON, AND DESCRIBE SUCH MOVEMENT OR BEHAVIOR. INDICATE DISAPPEARANCES ON PREVIOUS SKETCHES.

15. DRAW A PICTURE THAT WILL SHOW THE SHAPE OF THE PHENOMENON. INCLUDE AND LABEL ANY DETAILS THAT MIGHT HAVE APPEARED AS WINGS OR PROTRUSIONS, AND INDICATE EXHAUST OR VAPOR TRAILS. INDICATE BY AN ARROW THE DIRECTION THE PHENOMENON WAS MOVING.

16. WHAT WAS THE ANGULAR SIZE? HOLD A MATCH AT ARM'S LENGTH IN FRONT OF A KNOWN OBJECT, SUCH AS A STREET LAMP OR THE MOON. NOTE HOW MUCH OF THE OBJECT IS COVERED BY THE HEAD OF THE MATCH. NOW IF YOU HAD BEEN ABLE TO PERFORM THIS EXPERIMENT AT THE TIME OF THE SIGHTING, ESTIMATE WHAT FRACTION OF THE PHENOMENON WOULD HAVE BEEN COVERED BY THE MATCH HEAD.

about two arms

13. DID THE PHENOMENON	YES	NO	UNKNOWN
MOVE IN A STRAIGHT LINE?	✓		
STAND STILL AT ANYTIME?		✓	
SUDDENLY SPEED UP AND RUN AWAY?	✓		
BREAK UP IN PARTS AND EXPLODE?		✓	
CHANGE COLOR?	✓		
GIVE OFF SMOKE?		✓	
CHANGE BRIGHTNESS?		✓	
CHANGE SHAPE?		✓	
FLASH OR FLICKER?		✓	
DISAPPEAR AND REAPPEAR?		✓	
SPIN LIKE A TOP?	✓		
MAKE A NOISE?		✓	
FLUTTER OR WOBBLE?	✓		

14. WHAT DREW YOUR ATTENTION TO THE PHENOMENON?

first looked up and it was there

A. HOW DID IT FINALLY DISAPPEAR?

It didn't disappear - still there when returned home sayt it appeared further away.

B. DID THE PHENOMENON MOVE BEHIND OR IN FRONT OF SOMETHING, LIKE A CLOUD, TREE, OR BUILDING AT ANY TIME?
☑ YES ☐ NO. IF "YES," DESCRIBE.

It moved behind trees.

17. DID YOU OBSERVE THE PHENOMENON THROUGH ANY OF THE FOLLOWING? INCLUDE INFORMATION ON MODEL, TYPE, FILTER, LENS PRESCRIPTION OR OTHER APPLICABLE DATA.

☐	EYEGLASSES	☐	CAMERA VIEWER
☐	SUNGLASSES	☐	BINOCULARS
☐	WINDSHIELD	☐	TELESCOPE
☐	SIDE WINDOW OF VEHICLE	☐	THEODOLITE
☐	WINDOWPANE	☐	OTHER

A. DO YOU ORDINARILY WEAR GLASSES? ☐ YES ☒ NO

B. DO YOU USE READING GLASSES? ☐ YES ☒ NO

18. WHAT WAS YOUR IMPRESSION OF THE SPEED OF THE PHENOMENON? GIVE ESTIMATE OF SPEED SPEED OF AN AIRPLANE.

19. WHAT WAS YOUR IMPRESSION OF THE DISTANCE OF THE PHENOMENON? GIVE ESTIMATE OF DISTANCE 2 mi.

20. IN ORDER THAT WE MAY OBTAIN AS CLEAR A PICTURE AS POSSIBLE OF WHAT YOU SAW, DESCRIBE IN YOUR OWN WORDS A COMMON OBJECT OR OBJECTS WHICH, WHEN PLACED IN THE SKY, SIMILAR TO WHERE YOU NOTED THE PHENOMENON, WOULD BEAR SOME RESEMBLANCE TO WHAT YOU SAW. DESCRIBE SIMILARITIES AND DIFFERENCES BETWEEN THE COMMON OBJECT AND WHAT YOU SAW.

zamer with a cyz cycle down valley on it's middle with lights on edge of the same changed from red to white + back

21. DID YOU NOTICE ANY ODOR, NOISE, OR HEAT EMANATING FROM THE PHENOMENON OR ANY EFFECT ON YOURSELF, ANIMALS OR MACHINERY IN THE VICINITY? ☐ YES ☒ NO. IF "YES," DESCRIBE.

A. DID THE PHENOMENON DISTURB THE GROUND OR LEAVE ANY PHYSICAL EVIDENCE. ☐ YES ☒ NO. IF "YES," DESCRIBE.

22. HAVE YOU EVER SEEN THIS OR A SIMILAR PHENOMENON BEFORE? ☐ YES ☑ NO. IF "YES," GIVE DATE AND LOCATION.

23. WAS ANYONE WITH YOU AT THE TIME YOU SAW THE PHENOMENON? ☑ YES ☐ NO. IF "YES," DID THEY SEE IT TOO? ☑ YES ☐ NO.

A. LIST THEIR NAMES AND ADDRESSES

[redacted] ST. DAYTON, OHIO

24. GIVE THE FOLLOWING INFORMATION ABOUT YOURSELF

LAST NAME, FIRST NAME, MIDDLE NAME

[redacted]

ADDRESS *(Street, City, State and Zip Code)*

[redacted] t. Dayton

TELEPHONE *(Area code and number)*	AGE		MALE		FEMALE
[redacted]	18			✓	

INDICATE ADDITIONAL INFORMATION INCLUDING OCCUPATION AND ANY EXPERIENCE WHICH MAY BE PERTINENT.

waitress in restaurant

25. WHEN AND TO WHOM DID YOU REPORT THAT YOU HAD SIGHTED THIS PHENOMENON?

NAME [redacted] DAY 9 MONTH July YEAR 65

26. DATE YOU COMPLETED THIS QUESTIONNAIRE.

DAY _____ MONTH _____ YEAR _____

27. INFORMATION WHICH YOU FEEL IS PERTINENT BUT WHICH IS NOT ADEQUATELY COVERED IN THIS QUESTIONNAIRE, ALTERNATIVELY PROVIDE A NARRATIVE EXPLANATION OF THE SIGHTING.

MEMO FOR THE RECORD 11 July 1968

Subj: UFO Observation, 7 July 1968

Mrs [redacted]

[redacted]

Dayton, Ohio

Date: 7 July 1968

Time: Between 10:30 and 11:00 pm

Duration: First--4 or 5 minutes, out of sight 15 or 20 minutes

Second--4 or 5 minutes

Description: Revolving white lights which seemed to be going around in a circle.

7 Jul 68

DEPARTMENT OF THE AIR FORCE
HEADQUARTERS FOREIGN TECHNOLOGY DIVISION (AFSC)
WRIGHT-PATTERSON AIR FORCE BASE, OHIO 45433

REPLY TO ATTN OF: TDPT (UFO)

JUL 11

SUBJECT: UFO Observation, 7 July 1968

TO: Mr's [redacted]
Dayton, Ohio 45418

Your name has been given to the Aerial Phenomena Office (Project Blue Book) as being a witness to an unidentified flying object. If you were a witness to an UFO sighting on 7 July 1968 would you please complete the attached AF Form 117 and return it in the envelope provided. If you were not a witness to this sighting, would you please make a statement to this effect on the attached form. The information which you provide will be used in evaluating this observation. Thank you for your assistance in this matter.

HECTOR QUINTANILLA, Jr, Lt Colonel, USAF
Chief, Aerial Phenomena Office
Aerospace Technologies Division
Production Directorate

1 Atch
AF Form 117 w/envelope

DEPARTMENT OF THE AIR FORCE
HEADQUARTERS FOREIGN TECHNOLOGY DIVISION (AFSC)
WRIGHT-PATTERSON AIR FORCE BASE, OHIO 45433

REPLY TO ATTN OF: TDPT (UFO)

JUL 10 1968

SUBJECT: UFO Observation, 6 July 1968

TO: [redacted]
Dayton, Ohio 45409

Your name has been given to the Aerial Phenomena Office (Project Blue Book) as being a witness to an unidentified flying object. If you were a witness to an UFO sighting on **6 July** would you please complete the attached AF Form 117 and return it in the envelope provided. If you were not a witness to this sighting, would you please make a statement to this effect on the attached form. The information which you provide will be used in evaluating this observation. Thank you for your assistance in this matter.

HECTOR QUINTANILLA, Jr, Lt Colonel, USAF
Chief, Aerial Phenomena Office
Aerospace Technologies Division
Production Directorate

1 Atch
AF Form 117 w/envelope

6A. NOW IMAGINE YOU ARE AT THE CENTER OF THE COMPASS ROSE. PLACE AN "A" ON THE COMPASS TO INDICATE THE DIRECTION TO THE PHENOMENON WHEN FIRST SEEN. PLACE A "B" ON THE COMPASS TO INDICATE THE DIRECTION TO THE PHENOMENON WHEN LAST SEEN.

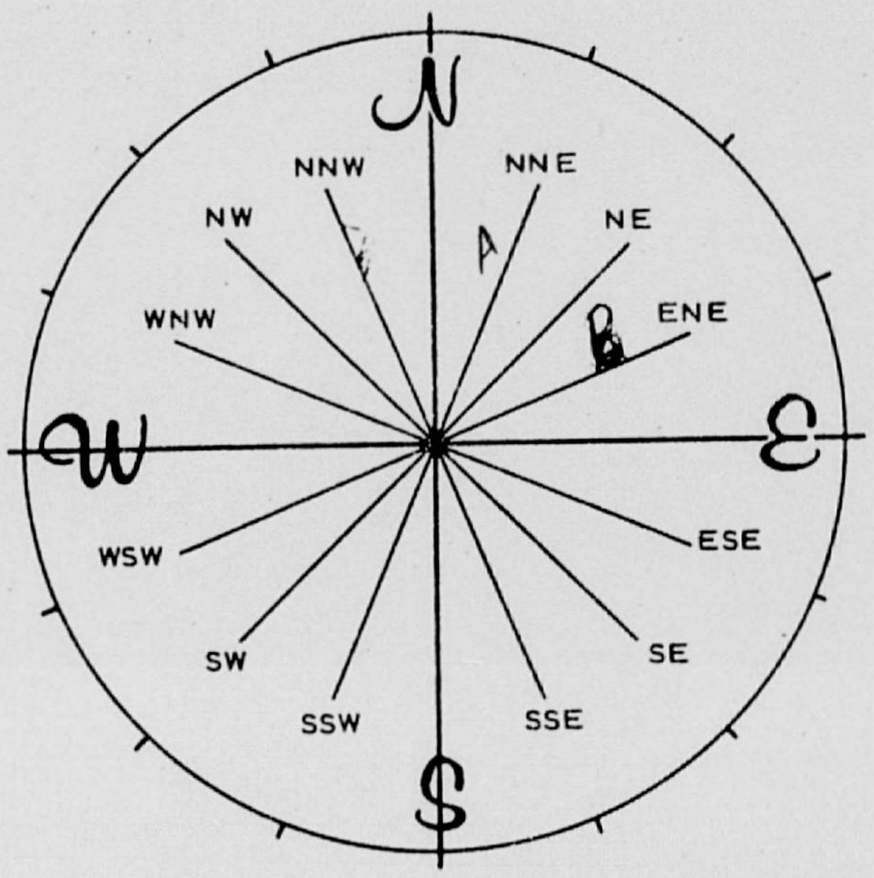

7. IN THE SKETCH BELOW, PLACE AN "A" AT THE POSITION OF THE PHENOMENON WHEN FIRST SEEN, AND A "B" AT THE POSITION OF THE PHENOMENON WHEN LAST SEEN. CONNECT THE "A" AND "B" WITH A LINE TO APPROXIMATE THE MOVEMENT OF THE PHENOMENON BETWEEN "A" AND "B". THAT IS, SCHEMATICALLY SHOW WHETHER THE MOVEMENT APPEARED TO BE STRAIGHT, CURVED OR ZIG-ZAG. REFER TO SMALLER SKETCH AS AN EXAMPLE OF HOW TO COMPLETE THE LARGER SKETCH.

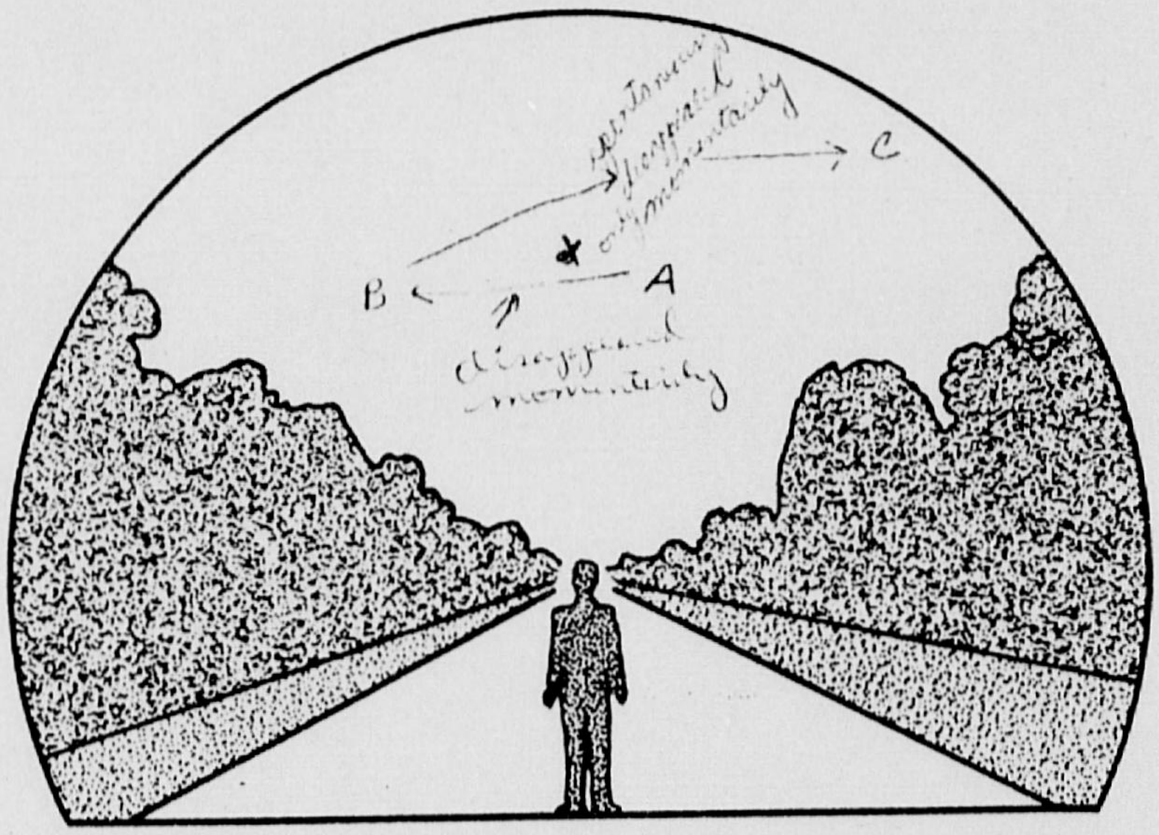

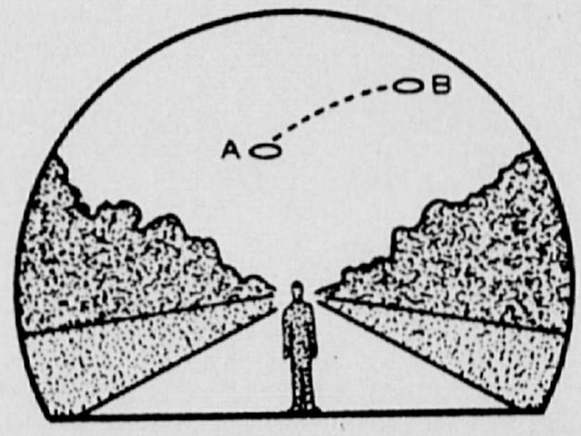

SIGHTING OF UNIDENTIFIED PHENOMENA QUESTIONNAIRE

BUDGET BUREAU APPROVAL NUMBER 21-R258

THIS QUESTIONNAIRE HAS BEEN PREPARED SO THAT YOU CAN GIVE THE U.S. AIR FORCE AS MUCH INFORMATION AS POSSIBLE CONCERNING THE UNIDENTIFIED PHENOMENON THAT YOU HAVE OBSERVED. PLEASE TRY TO ANSWER ALL OF THE QUESTIONS. THE INFORMATION YOU GIVE WILL BE USED FOR RESEARCH PURPOSES YOUR NAME WILL NOT BE USED IN CONNECTION WITH ANY OF YOUR STATEMENTS OR CONCLUSIONS WITHOUT YOUR PERMISSION. RETURN TO AIR FORCE BASE INVESTIGATOR FOR FORWARDING TO FTD (TDETR), WRIGHT-PATTERSON AFB, OHIO 45433, IAW AFR 80-17. *(IF ADDITIONAL SHEETS ARE NEEDED FOR NARRATIVE OR SKETCHES ATTACH SECURELY TO THIS FORM OR ANNOTATE WITH YOUR NAME FOR IDENTIFICATION.)*

1. WHEN DID YOU SEE THE PHENOMENON? DAY 6 MONTH July YEAR 1961

2. WHAT TIME DID YOU FIRST SIGHT THE PHENOMENON? HOUR 9 MINUTES 00 ☐ A.M. ☒ P.M.

3. WHAT TIME DID YOU LAST SIGHT THE PHENOMENON? HOUR 11 MINUTES 30 ☐ A.M. ☒ P.M.

4. TIME ZONE ☒ DAYLIGHT SAVINGS ☐ STANDARD
☐ EASTERN ☐ CENTRAL ☐ MOUNTAIN ☐ PACIFIC ☐ OTHER

5. WHERE WERE YOU WHEN YOU SAW THE PHENOMENON? IF IN CITY, GIVE THE NEAREST STREET ADDRESS AND INDICATE ON A HAND DRAWN MAP WHERE YOU WERE STANDING WITH REFERENCE TO THE ADDRESS. IF IN THE COUNTRY, IDENTIFY THE HIGHWAY YOU WERE ON OR NEAR AND TRY TO FIX A DISTANCE AND DIRECTION FROM SOME RECOGNIZABLE LANDMARK.

4th floor of nurses residence at Miami Valley Hospital facing downtown Dayton - north.

6. IMAGINE YOU ARE AT THE POINT SHOWN IN THE SKETCH, PLACE AN "A" ON THE CURVED LINE TO SHOW HOW HIGH THE PHENOMENON WAS ABOVE THE HORIZON, OR SKYLINE, WHEN FIRST SEEN. PLACE A "B" ON THE SAME CURVED LINE TO SHOW HOW HIGH ABOVE THE HORIZON THE PHENOMENON WAS WHEN LAST SEEN.

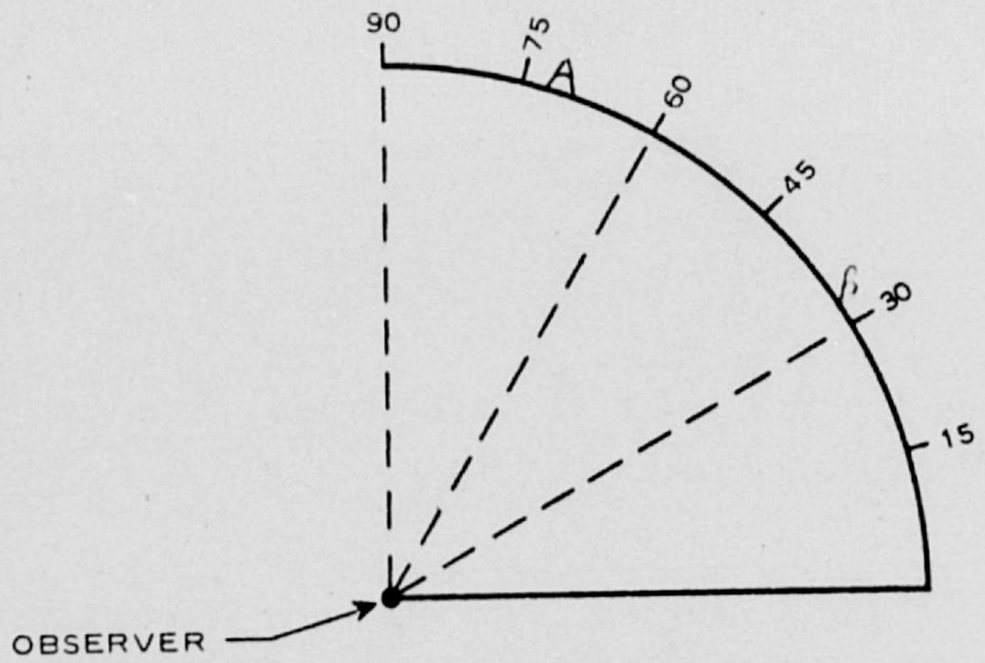

AF FORM AUG 67 117

8. WHERE WERE YOU WHEN YOU SAW THE PHENOMENON? *(Check appropriate blocks.)*

	OUTDOORS		IN BUSINESS SECTION OF CITY
X	IN BUILDING	X	IN RESIDENTIAL SECTION OF CITY
	IN CAR ☐ AS DRIVER ☐ AS PASSENGER		IN OPEN COUNTRYSIDE
	IN BOAT		NEAR AIRFIELD
	IN AIRPLANE ☐ AS PILOT ☐ AS PASSENGER		FLYING OVER CITY
	OTHER		FLYING OVER OPEN COUNTRY
			OTHER

A. N.A. IF YOU WERE IN A VEHICLE, COMPLETE THE FOLLOWING:

WHAT DIRECTION WERE YOU MOVING?				HOW FAST WERE YOU MOVING?
	NORTH		EAST	
	SOUTH		WEST	DID YOU STOP ANYTIME WHILE OBSERVING THE PHENOMENON?
	NORTHEAST		SOUTHEAST	
	NORTHWEST		SOUTHWEST	☐ YES ☐ NO

EXPLAIN WHETHER SUCH MOVEMENT AFFECTS YOUR SKETCHES IN ITEMS 5 AND 6.

N.A

DESCRIBE TYPE OF VEHICLE YOU WERE IN AND TYPE OF ROAD, TERRAIN OR BODY OF WATER YOU TRAVERSED DURING THE SIGHTING. STATE WHETHER WINDOWS OR CONVERTIBLE TOP WERE UP OR DOWN.

N.A

HOW MUCH OTHER TRAFFIC WAS THERE?

N.A

DID YOU NOTICE ANY AIRPLANES? ☐ YES ☒ NO. IF "YES," DESCRIBE WHEN THEY WERE IN SIGHT RELATIVE TO THE TIME OF SIGHTING THE PHENOMENON AND WHERE THEY WERE IN THE SKY RELATIVE TO THE POSITION OF THE PHENOMENON.

N.A

9. HOW LONG WAS THE PHENOMENON IN SIGHT?

LENGTH OF TIME				
2 hr. 30'		CERTAIN OF TIME		NOT VERY SURE
	X	FAIRLY CERTAIN		JUST A GUESS

HOW WAS TIME DETERMINED?

Clock

WAS THE PHENOMENON IN SIGHT CONTINUOUSLY? ☒ YES ☐ NO. IF "NO," INDICATE WHETHER THIS IS DUE TO YOUR MOVEMENT OR THE BEHAVIOR OF THE PHENOMENON, AND DESCRIBE SUCH MOVEMENT OR BEHAVIOR. INDICATE DISAPPEARANCES ON PREVIOUS SKETCHES.

10. IF THERE WERE MORE THAN ONE PHENOMENON, HOW MANY WERE THERE? DRAW A PICTURE TO SHOW HOW THEY WERE ARRANGED. DID THIS ARRANGEMENT CHANGE DURING THE SIGHTING?

NA.

11. CONDITIONS *(Check appropriate blocks.)*

A. SKY		B. WEATHER			
	DAY		CUMULUS CLOUDS *(Low fluffy)*		FOG OR MIST
	TWILIGHT		CIRRUS CLOUDS *(High fleecy or Herring-bone)*		HEAVY RAIN
X	NIGHT				LIGHT RAIN OR DRIZZLE
X	CLEAR		NIMBUS CLOUDS *(Rain)*		HAIL
	PARTLY CLOUDY		CUMULONIMBUS CLOUDS *(Thunderstorms)*		SNOW OR SLEET
	COMPLETELY OVERCAST				UNKNOWN
			HAZE OR SMOG		NONE OF THE ABOVE

C. IF THE SIGHTING WAS AT TWILIGHT OR NIGHT, WHAT DID YOU NOTICE ABOUT THE STARS AND MOON?

(1) STARS		(2) MOON			
	NONE		BRIGHT MOONLIGHT		NO MOONLIGHT
	A FEW		MOON WITH HALO	X	UNKNOWN
	MANY		MOON HIDDEN BY CLOUDS		
X	UNKNOWN		PARTIAL *(New or quarter)*		

D. IF SIGHTING WAS IN DAYLIGHT, WAS THE SUN VISIBLE? ☐ YES ☐ NO. IF "YES," WHERE WAS THE SUN AS YOU FACED THE PHENOMENON? NA

	IN FRONT OF YOU		TO YOUR RIGHT		OVERHEAD *(Near noon)*
	IN BACK OF YOU		TO YOUR LEFT		UNKNOWN

E. SPECIFY THE MAJOR SOURCE OF ILLUMINATION PRESENT DURING THE SIGHTING, SUCH AS THE SUN, HEADLIGHTS OR STREET LAMP, ETC. FOR TERRESTRIAL ILLUMINATION, SPECIFY DISTANCE TO LIGHT SOURCE.

STEPT LIGHTS & TV Lite (Background) Planes Some lite

12. GIVE A BRIEF DESCRIPTION OF THE PHENOMENON, INDICATING WHETHER IT APPEARED DARK OR LIGHT, WHETHER IT REFLECTED LIGHT OR WAS SELF-LUMINOUS AND WHAT COLORS YOU NOTICED. DESCRIBE YOUR IMPRESSION OF WHETHER IT WAS SOLID OR TRANSPARENT, WHETHER EDGES WERE SHARP OR FUZZY. DESCRIBE THE SHAPE OR INDICATE IF IT APPEARED AS A POINT OF LIGHT. INDICATE COMPARISONS WITH OTHER OBSERVED OBJECTS, LIKE STARS, A LIGHT OR OTHER OBJECT IN YOUR FIELD OF VIEW.

Most outstanding was the series of 8-10 square large lights which seemed to light sequentially but movement of the lights was rapid so all lights were illuminated all the time. There were occasional much smaller red light among them which also flashed but the flashing appeared to be indpendent of the larger white lights. Appeared to have a very

There may have been a moderate sized globe-like mound above the lights, however the intensity of the lights made this difficult to distinguish as to possible dimensions.

15. DRAW A PICTURE THAT WILL SHOW THE SHAPE OF THE PHENOMENON. INCLUDE AND LABEL ANY DETAILS THAT MIGHT HAVE APPEARED AS WINGS OR PROTRUSIONS, AND INDICATE EXHAUST OR VAPOR TRAILS. INDICATE BY AN ARROW THE DIRECTION THE PHENOMENON WAS MOVING.

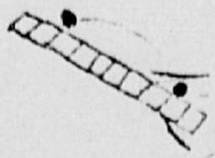

not very discrete red light
very intense white lights which appeared to light in a rapid sequential series.

16. WHAT WAS THE ANGULAR SIZE? HOLD A MATCH AT ARM'S LENGTH IN FRONT OF A KNOWN OBJECT, SUCH AS A STREET LAMP OR THE MOON. NOTE HOW MUCH OF THE OBJECT IS COVERED BY THE HEAD OF THE MATCH. NOW IF YOU HAD BEEN ABLE TO PERFORM THIS EXPERIMENT AT THE TIME OF THE SIGHTING, ESTIMATE WHAT FRACTION OF THE PHENOMENON WOULD HAVE BEEN COVERED BY THE MATCH HEAD.

approx. 1/4 of the object

13. DID THE PHENOMENON	YES	NO	UNKNOWN
MOVE IN A STRAIGHT LINE?	X		
STAND STILL AT ANYTIME?	X		
SUDDENLY SPEED UP AND RUN AWAY?	X		
BREAK UP IN PARTS AND EXPLODE?		X	
CHANGE COLOR?		X	
GIVE OFF SMOKE?		X	X
CHANGE BRIGHTNESS?	X		
CHANGE SHAPE?		X	
FLASH OR FLICKER?	X		
DISAPPEAR AND REAPPEAR?	X		
SPIN LIKE A TOP?			X
MAKE A NOISE?		X	
FLUTTER OR WOBBLE?		X	

14. WHAT DREW YOUR ATTENTION TO THE PHENOMENON?

The large white square light. I was helping a with the student when I glanced toward the window. The lights immediately cut my window as we watched, and the light went out, and the object reappeared further away at a WNW position. It then moved in a direction immediately overhead Dayton, again disappeared, then appeared + traveled to it position. It came back by the residence and this time moved very rapidly in a straight line to the WSW and retraced the previous route several times.

A. HOW DID IT FINALLY DISAPPEAR?

The light went out and did not reappear again.

B. DID THE PHENOMENON MOVE BEHIND OR IN FRONT OF SOMETHING, LIKE A CLOUD, TREE, OR BUILDING AT ANY TIME?
[X] YES [ ] NO. IF "YES," DESCRIBE.

Once - it did go over the residence toward the hospital (NW)
then reappeared on North side of residence.

22. HAVE YOU EVER SEEN THIS OR A SIMILAR PHENOMENON BEFORE? ☐ YES ☒ NO. IF "YES," GIVE DATE AND LOCATION.

23. WAS ANYONE WITH YOU AT THE TIME YOU SAW THE PHENOMENON? ☒ YES ☐ NO. IF "YES," DID THEY SEE IT TOO? ☒ YES ☐ NO.

A. LIST THEIR NAMES AND ADDRESSES

Mic [redacted]
Dayton, Ohio [redacted]

24. GIVE THE FOLLOWING INFORMATION ABOUT YOURSELF

LAST NAME, FIRST NAME, MIDDLE NAME [redacted]

ADDRESS (Street, City, State and Zip Code) [redacted] Dayton, Ohio 4540[illegible]

TELEPHONE (Area code and number)	AGE		MALE		FEMALE
[redacted]	21			X	

INDICATE ADDITIONAL INFORMATION INCLUDING OCCUPATION AND ANY EXPERIENCE WHICH MAY BE PERTINENT.

Medical technology intern at Miami Valley Hospital
1958 graduate of U. Dayton.

25. WHEN AND TO WHOM DID YOU REPORT THAT YOU HAD SIGHTED THIS PHENOMENON?

NAME USAF Base Officials DAY 6 MONTH July YEAR 1958

26. DATE YOU COMPLETED THIS QUESTIONNAIRE.

DAY 11 MONTH July YEAR 1958

Prescription for eyeglasses DV O.D +.50
O.S. +.00

17. DID YOU OBSERVE THE PHENOMENON THROUGH ANY OF THE FOLLOWING? INCLUDE INFORMATION ON MODEL, TYPE, FILTER, LENS PRESCRIPTION OR OTHER APPLICABLE DATA.

X	EYEGLASSES (at first then removed)		CAMERA VIEWER
	SUNGLASSES		BINOCULARS
	WINDSHIELD		TELESCOPE
	SIDE WINDOW OF VEHICLE		THEODOLITE
X	WINDOWPANE		OTHER

A. DO YOU ORDINARILY WEAR GLASSES? ☐ YES ☒ NO

B. DO YOU USE READING GLASSES? ☒ YES ☐ NO

18. WHAT WAS YOUR IMPRESSION OF THE SPEED OF THE PHENOMENON? GIVE ESTIMATE OF SPEED Unable to

19. WHAT WAS YOUR IMPRESSION OF THE DISTANCE OF THE PHENOMENON? GIVE ESTIMATE OF DISTANCE Unable to

20. IN ORDER THAT WE MAY OBTAIN AS CLEAR A PICTURE AS POSSIBLE OF WHAT YOU SAW, DESCRIBE IN YOUR OWN WORDS A COMMON OBJECT OR OBJECTS WHICH, WHEN PLACED IN THE SKY, SIMILAR TO WHERE YOU NOTED THE PHENOMENON, WOULD BEAR SOME RESEMBLANCE TO WHAT YOU SAW. DESCRIBE SIMILARITIES AND DIFFERENCES BETWEEN THE COMMON OBJECT AND WHAT YOU SAW.

Nothing in actuality. It did appear to be dome - shaped.

The lights resembled a bill board advertisement or car lot lighting similar to the Stacy Ford advertisement that the gentleman with whom I spoke on July 6 from WPAFB described. Perhaps a grid-like pattern.

21. DID YOU NOTICE ANY ODOR, NOISE, OR HEAT EMANATING FROM THE PHENOMENON OR ANY EFFECT ON YOURSELF, ANIMALS OR MACHINERY IN THE VICINITY? ☐ YES ☐ NO. IF "YES," DESCRIBE.

Only that we noticed the absence of birds which is common with unusual noise. I don't know if that would even be significant because of the time of day.

A. DID THE PHENOMENON DISTURB THE GROUND OR LEAVE ANY PHYSICAL EVIDENCE. ☐ YES ☒ NO. IF "YES," DESCRIBE.

6 Jul 68

DEPARTMENT OF THE AIR FORCE
HEADQUARTERS FOREIGN TECHNOLOGY DIVISION (AFSC)
WRIGHT-PATTERSON AIR FORCE BASE OHIO 45433

REPLY TO ATTN OF: TDPT (UFO)

JUL 10 1968

SUBJECT: UFO Observation , 6 July 1968

TO: [redacted]
Dayton, Ohio 45405

Reference your recent unidentified flying object sighting which you reported to the Air Force. The information which we have received is not sufficient for a scientific investigation. Request you complete the attached AF Form 117 and return it in the self-addressed envelope. Thank you for reporting your observation to the Air Force.

HECTOR QUINTANILLA, Jr, Lt Colonel, USAF
Chief, Aerial Phenomena Office
Aerospace Technologies Division
Production Directorate

1 Atch
AF Form 117 w/envelope

8A. NOW IMAGINE YOU ARE AT THE CENTER OF THE COMPASS ROSE. PLACE AN "A" ON THE COMPASS TO INDICATE THE DIRECTION TO THE PHENOMENON WHEN FIRST SEEN. PLACE A "B" ON THE COMPASS TO INDICATE THE DIRECTION TO THE PHENOMENON WHEN LAST SEEN.

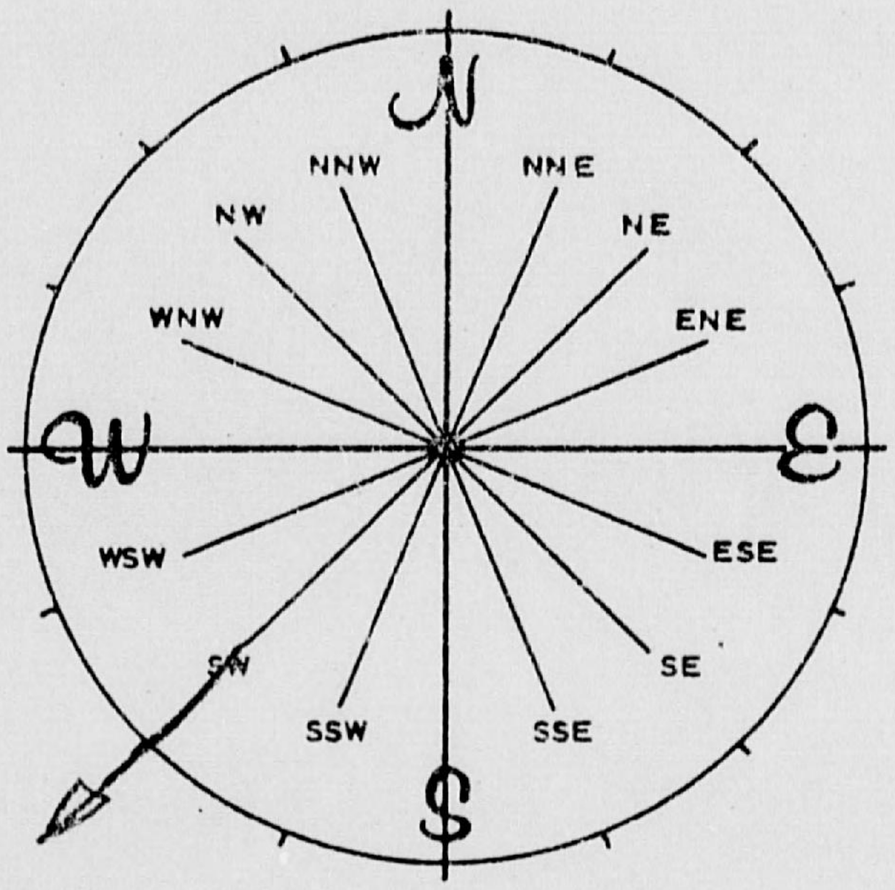

7. IN THE SKETCH BELOW, PLACE AN "A" AT THE POSITION OF THE PHENOMENON WHEN FIRST SEEN, AND A "B" AT THE POSITION OF THE PHENOMENON WHEN LAST SEEN. CONNECT THE "A" AND "B" WITH A LINE TO APPROXIMATE THE MOVEMENT OF THE PHENOMENON BETWEEN "A" AND "B". THAT IS, SCHEMATICALLY SHOW WHETHER THE MOVEMENT APPEARED TO BE STRAIGHT, CURVED OR ZIG-ZAG. REFER TO SMALLER SKETCH AS AN EXAMPLE OF HOW TO COMPLETE THE LARGER SKETCH.



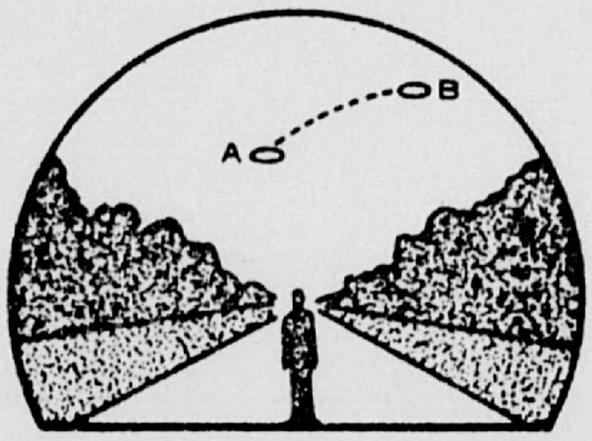

SIGHTING OF UNIDENTIFIED PHENOMENA QUESTIONNAIRE

BUDGET BUREAU APPROVAL NUMBER 21-R258

THIS QUESTIONNAIRE HAS BEEN PREPARED SO THAT YOU CAN GIVE THE U.S. AIR FORCE AS MUCH INFORMATION AS POSSIBLE CONCERNING THE UNIDENTIFIED PHENOMENON THAT YOU HAVE OBSERVED. PLEASE TRY TO ANSWER ALL OF THE QUESTIONS. THE INFORMATION YOU GIVE WILL BE USED FOR RESEARCH PURPOSES. YOUR NAME WILL NOT BE USED IN CONNECTION WITH ANY OF YOUR STATEMENTS OR CONCLUSIONS WITHOUT YOUR PERMISSION. RETURN TO AIR FORCE BASE INVESTIGATOR FOR FORWARDING TO FTD (TDETR), WRIGHT-PATTERSON AFB, OHIO 45433, IAW AFR 80-17. *(IF ADDITIONAL SHEETS ARE NEEDED FOR NARRATIVE OR SKETCHES ATTACH SECURELY TO THIS FORM OR ANNOTATE WITH YOUR NAME FOR IDENTIFICATION.)*

1. WHEN DID YOU SEE THE PHENOMENON?
DAY 6 MONTH Jul YEAR _____

2. WHAT TIME DID YOU FIRST SIGHT THE PHENOMENON?
HOUR 10 9 MINUTES 50 ☐ A.M. ☒ P.M.

3. WHAT TIME DID YOU LAST SIGHT THE PHENOMENON?
HOUR 9 MINUTES 58 ☐ A.M. ☒ P.M.

4. TIME ZONE ☐ DAYLIGHT SAVINGS ☐ STANDARD
☐ EASTERN ☐ CENTRAL ☐ MOUNTAIN ☐ PACIFIC ☐ OTHER

5. WHERE WERE YOU WHEN YOU SAW THE PHENOMENON? IF IN CITY, GIVE THE NEAREST STREET ADDRESS AND INDICATE ON A HAND DRAWN MAP WHERE YOU WERE STANDING WITH REFERENCE TO THE ADDRESS. IF IN THE COUNTRY, IDENTIFY THE HIGHWAY YOU WERE ON OR NEAR AND TRY TO FIX A DISTANCE AND DIRECTION FROM SOME RECOGNIZABLE LANDMARK.

DAYTON TIRE & RUBBER
RIVER VIEW

6. IMAGINE YOU ARE AT THE POINT SHOWN IN THE SKETCH, PLACE AN 'A' ON THE CURVED LINE TO SHOW HOW HIGH THE PHENOMENON WAS ABOVE THE HORIZON, OR SKYLINE. WHEN FIRST SEEN. PLACE A 'B' ON THE SAME CURVED LINE TO SHOW HOW HIGH ABOVE THE HORIZON THE PHENOMENON WAS WHEN LAST SEEN.

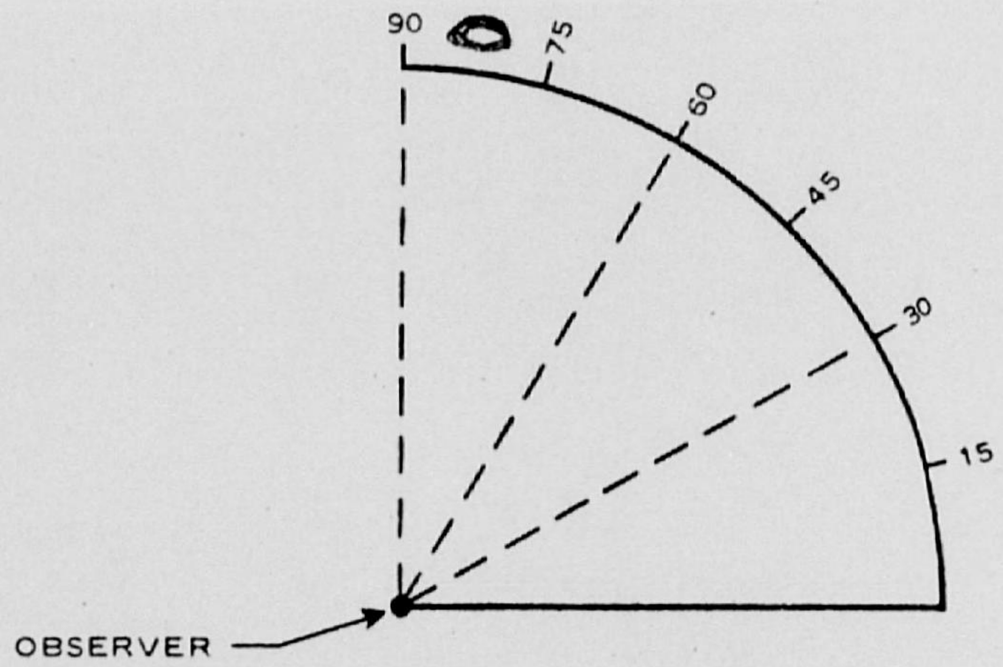

AF FORM AUG 67 117

10. IF THERE WERE MORE THAN ONE PHENOMENON, HOW MANY WERE THERE? DRAW A PICTURE TO SHOW HOW THEY WERE ARRANGED. DID THIS ARRANGEMENT CHANGE DURING THE SIGHTING?

Like Goodyear Blimp or Other Aircraft

11. CONDITIONS *(Check appropriate blocks.)*

A. SKY		B. WEATHER			
	DAY		CUMULUS CLOUDS *(Low fluffy)*		FOG OR MIST
	TWILIGHT		CIRRUS CLOUDS *(High fleecy or Herring-bone)*		HEAVY RAIN
✓	NIGHT				LIGHT RAIN OR DRIZZLE
✓	CLEAR		NIMBUS CLOUDS *(Rain)*		HAIL
	PARTLY CLOUDY		CUMULONIMBUS CLOUDS *(Thunderstorms)*		SNOW OR SLEET
	COMPLETELY OVERCAST				UNKNOWN
			HAZE OR SMOG		NONE OF THE ABOVE

C. IF THE SIGHTING WAS AT TWILIGHT OR NIGHT, WHAT DID YOU NOTICE ABOUT THE STARS AND MOON?

(1) STARS		(2) MOON			
	NONE		BRIGHT MOONLIGHT		NO MOONLIGHT
✓	A FEW		MOON WITH HALO		UNKNOWN
	MANY		MOON HIDDEN BY CLOUDS		
	UNKNOWN		PARTIAL *(New or quarter)*		

D. IF SIGHTING WAS IN DAYLIGHT, WAS THE SUN VISIBLE? ☐ YES ☐ NO. IF "YES," WHERE WAS THE SUN AS YOU FACED THE PHENOMENON?

	IN FRONT OF YOU		TO YOUR RIGHT		OVERHEAD *(Near noon)*
	IN BACK OF YOU		TO YOUR LEFT		UNKNOWN

E. SPECIFY THE MAJOR SOURCE OF ILLUMINATION PRESENT DURING THE SIGHTING, SUCH AS THE SUN, HEADLIGHTS OR STREET LAMP, ETC. FOR TERRESTRIAL ILLUMINATION, SPECIFY DISTANCE TO LIGHT SOURCE.

12. GIVE A BRIEF DESCRIPTION OF THE PHENOMENON, INDICATING WHETHER IT APPEARED DARK OR LIGHT, WHETHER IT REFLECTED LIGHT OR WAS SELF-LUMINOUS AND WHAT COLORS YOU NOTICED. DESCRIBE YOUR IMPRESSION OF WHETHER IT WAS SOLID OR TRANSPARENT, WHETHER EDGES WERE SHARP OR FUZZY. DESCRIBE THE SHAPE OR INDICATE IF IT APPEARED AS A POINT OF LIGHT. INDICATE COMPARISONS WITH OTHER OBSERVED OBJECTS, LIKE STARS, A LIGHT OR OTHER OBJECT IN YOUR FIELD OF VIEW.

Like a glowing sheet of Burning Paper Light were going around.

8. WHERE WERE YOU WHEN YOU SAW THE PHENOMENON? *(Check appropriate blocks.)*

X	OUTDOORS		IN BUSINESS SECTION OF CITY
	IN BUILDING		IN RESIDENTIAL SECTION OF CITY
	IN CAR ☐ AS DRIVER ☐ AS PASSENGER		IN OPEN COUNTRYSIDE
	IN BOAT		NEAR AIRFIELD
	IN AIRPLANE ☐ AS PILOT ☐ AS PASSENGER		FLYING OVER CITY
	OTHER		FLYING OVER OPEN COUNTRY
			OTHER

A. IF YOU WERE IN A VEHICLE, COMPLETE THE FOLLOWING:

WHAT DIRECTION WERE YOU MOVING?				HOW FAST WERE YOU MOVING?
	NORTH		EAST	
	SOUTH		WEST	DID YOU STOP ANYTIME WHILE OBSERVING THE PHENOMENON?
	NORTHEAST		SOUTHEAST	
	NORTHWEST		SOUTHWEST	☐ YES ☐ NO

EXPLAIN WHETHER SUCH MOVEMENT AFFECTS YOUR SKETCHES IN ITEMS 5 AND 6.

DESCRIBE TYPE OF VEHICLE YOU WERE IN AND TYPE OF ROAD, TERRAIN OR BODY OF WATER YOU TRAVERSED DURING THE SIGHTING. STATE WHETHER WINDOWS OR CONVERTIBLE TOP WERE UP OR DOWN.

HOW MUCH OTHER TRAFFIC WAS THERE?

DID YOU NOTICE ANY AIRPLANES? ☐ YES ☒ NO. IF "YES," DESCRIBE WHEN THEY WERE IN SIGHT RELATIVE TO THE TIME OF SIGHTING THE PHENOMENON AND WHERE THEY WERE IN THE SKY RELATIVE TO THE POSITION OF THE PHENOMENON.

9. HOW LONG WAS THE PHENOMENON IN SIGHT?

LENGTH OF TIME 20 Sec				
	X	CERTAIN OF TIME		NOT VERY SURE
		FAIRLY CERTAIN		JUST A GUESS

HOW WAS TIME DETERMINED? WATCH

WAS THE PHENOMENON IN SIGHT CONTINUOUSLY? ☒ YES ☐ NO. IF "NO," INDICATE WHETHER THIS IS DUE TO YOUR MOVEMENT OR THE BEHAVIOR OF THE PHENOMENON, AND DESCRIBE SUCH MOVEMENT OR BEHAVIOR. INDICATE DISAPPEARANCES ON PREVIOUS SKETCHES.

13. DID THE PHENOMENON	YES	NO	UNKNOWN
MOVE IN A STRAIGHT LINE?	✓		
STAND STILL AT ANYTIME?		✓	
SUDDENLY SPEED UP AND RUN AWAY?		✓	
BREAK UP IN PARTS AND EXPLODE?		✓	
CHANGE COLOR?		✓	
GIVE OFF SMOKE?		✓	
CHANGE BRIGHTNESS?		✓	
CHANGE SHAPE?		✓	
FLASH OR FLICKER?	✓		
DISAPPEAR AND REAPPEAR?		✓	
SPIN LIKE A TOP?		✓	
MAKE A NOISE?		✓	
FLUTTER OR WOBBLE?		✓	

14. WHAT DREW YOUR ATTENTION TO THE PHENOMENON?

JUST LOOKED UP AND SAW IT

A. HOW DID IT FINALLY DISAPPEAR?

WENT OUT OF SIGHT

B. DID THE PHENOMENON MOVE BEHIND OR IN FRONT OF SOMETHING, LIKE A CLOUD, TREE, OR BUILDING AT ANY TIME?

☐ YES ☒ NO. IF "YES," DESCRIBE.

22. HAVE YOU EVER SEEN THIS OR A SIMILAR PHENOMENON BEFORE? ☐ YES ☒ NO. IF "YES," GIVE DATE AND LOCATION.

23. WAS ANYONE WITH YOU AT THE TIME YOU SAW THE PHENOMENON? ☒ YES ☐ NO. IF "YES," DID THEY SEE IT TOO? ☒ YES ☐ NO.

A. LIST THEIR NAMES AND ADDRESSES

Unknown

24. GIVE THE FOLLOWING INFORMATION ABOUT YOURSELF

LAST NAME, FIRST NAME, MIDDLE NAME [redacted] (NONE)

ADDRESS (Street, City, State and Zip Code) [redacted] ST

TELEPHONE (Area code and number)	AGE		MALE		FEMALE
[redacted]	26	✓			

INDICATE ADDITIONAL INFORMATION INCLUDING OCCUPATION AND ANY EXPERIENCE WHICH MAY BE PERTINENT.

25. WHEN AND TO WHOM DID YOU REPORT THAT YOU HAD SIGHTED THIS PHENOMENON?

NAME 1Lt Knop DAY 7 MONTH Jul YEAR 68

26. DATE YOU COMPLETED THIS QUESTIONNAIRE. 1/30/ DAY ~~JUL~~ MONTH _____ YEAR _____

17. DID YOU OBSERVE THE PHENOMENON THROUGH ANY OF THE FOLLOWING? INCLUDE INFORMATION ON MODEL, TYPE, FILTER, LENS PRESCRIPTION OR OTHER APPLICABLE DATA.

☐	EYEGLASSES	☐	CAMERA VIEWER
☐	SUNGLASSES	☐	BINOCULARS
☐	WINDSHIELD	☐	TELESCOPE
☐	SIDE WINDOW OF VEHICLE	☐	THEODOLITE
☐	WINDOWPANE	☐	OTHER

A. DO YOU ORDINARILY WEAR GLASSES? ☐ YES ☒ NO

B. DO YOU USE READING GLASSES? ☐ YES ☒ NO

18. WHAT WAS YOUR IMPRESSION OF THE SPEED OF THE PHENOMENON? GIVE ESTIMATE OF SPEED Fast

19. WHAT WAS YOUR IMPRESSION OF THE DISTANCE OF THE PHENOMENON? GIVE ESTIMATE OF DISTANCE High

20. IN ORDER THAT WE MAY OBTAIN AS CLEAR A PICTURE AS POSSIBLE OF WHAT YOU SAW, DESCRIBE IN YOUR OWN WORDS A COMMON OBJECT OR OBJECTS WHICH, WHEN PLACED IN THE SKY, SIMILAR TO WHERE YOU NOTED THE PHENOMENON, WOULD BEAR SOME RESEMBLANCE TO WHAT YOU SAW. DESCRIBE SIMILARITIES AND DIFFERENCES BETWEEN THE COMMON OBJECT AND WHAT YOU SAW.

Sheet of Paper Drawing

21. DID YOU NOTICE ANY ODOR, NOISE, OR HEAT EMANATING FROM THE PHENOMENON OR ANY EFFECT ON YOURSELF, ANIMALS OR MACHINERY IN THE VICINITY? ☐ YES ☒ NO. IF "YES," DESCRIBE.

A. DID THE PHENOMENON DISTURB THE GROUND OR LEAVE ANY PHYSICAL EVIDENCE. ☐ YES ☒ NO. IF "YES," DESCRIBE.

27. INFORMATION WHICH YOU FEEL IS PERTINENT BUT WHICH IS NOT ADEQUATELY COVERED IN THIS QUESTIONNAIRE, ALTERNATIVELY PROVIDE A NARRATIVE EXPLANATION OF THE SIGHTING.

6 Jul 68

DEPARTMENT OF THE AIR FORCE
HEADQUARTERS FOREIGN TECHNOLOGY DIVISION (AFSC)
WRIGHT-PATTERSON AIR FORCE BASE, OHIO 45433

REPLY TO ATTN OF: TDPT (UFO)

SUBJECT: UFO Observation, 6 July 1968

JUL 10 1968

TO:

Gail Marshall
1403 Epworth
Dayton, Ohio 45410

Reference your recent unidentified flying object sighting which you reported to the Air Force. The information which we have received is not sufficient for a scientific investigation. Request you complete the attached AF Form 117 and return it in the self-addressed envelope. Thank you for reporting your observation to the Air Force.

HECTOR QUINTANILLA, Jr, Lt Colonel, USAF
Chief, Aerial Phenomena Office
Aerospace Technologies Division
Production Directorate

1 Atch
AF Form 117 w/envelope

6A. NOW IMAGINE YOU ARE AT THE CENTER OF THE COMPASS ROSE. PLACE AN "A" ON THE COMPASS TO INDICATE THE DIRECTION TO THE PHENOMENON WHEN FIRST SEEN. PLACE A "B" ON THE COMPASS TO INDICATE THE DIRECTION TO THE PHENOMENON WHEN LAST SEEN.

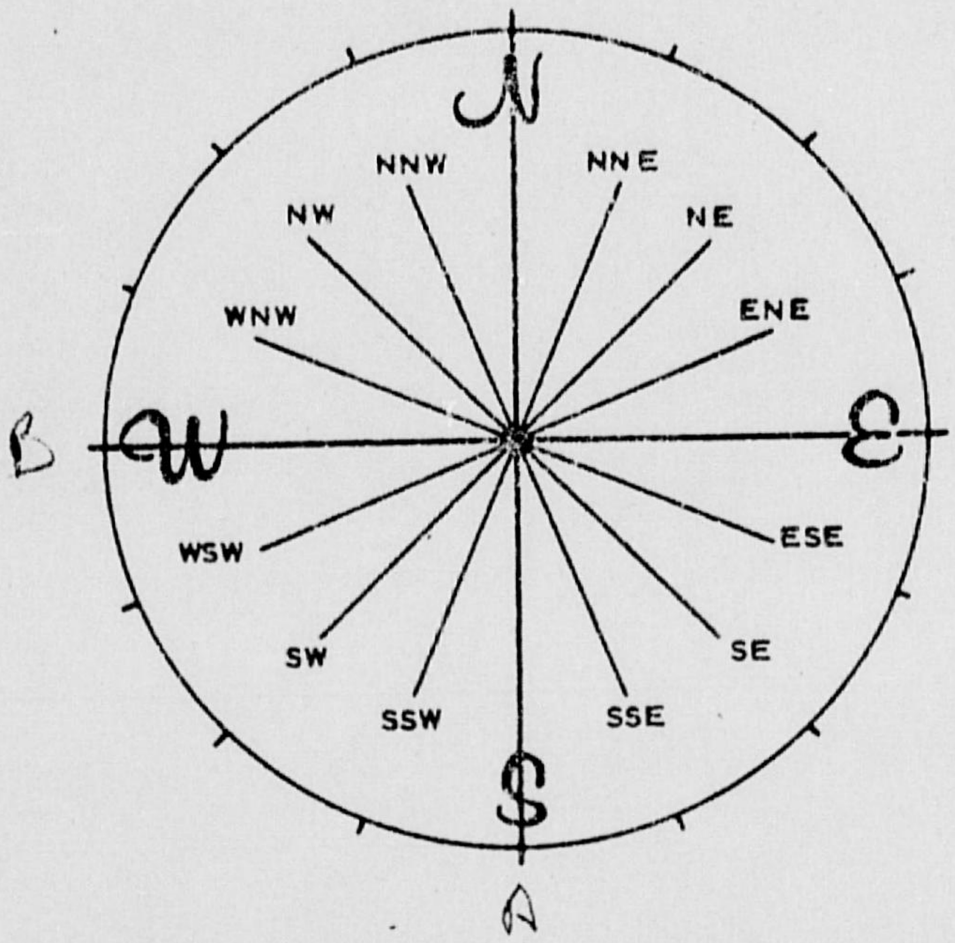

7. IN THE SKETCH BELOW, PLACE AN "A" AT THE POSITION OF THE PHENOMENON WHEN FIRST SEEN, AND A "B" AT THE POSITION OF THE PHENOMENON WHEN LAST SEEN. CONNECT THE "A" AND "B" WITH A LINE TO APPROXIMATE THE MOVEMENT OF THE PHENOMENON BETWEEN "A" AND "B". THAT IS, SCHEMATICALLY SHOW WHETHER THE MOVEMENT APPEARED TO BE STRAIGHT, CURVED OR ZIG-ZAG. REFER TO SMALLER SKETCH AS AN EXAMPLE OF HOW TO COMPLETE THE LARGER SKETCH.



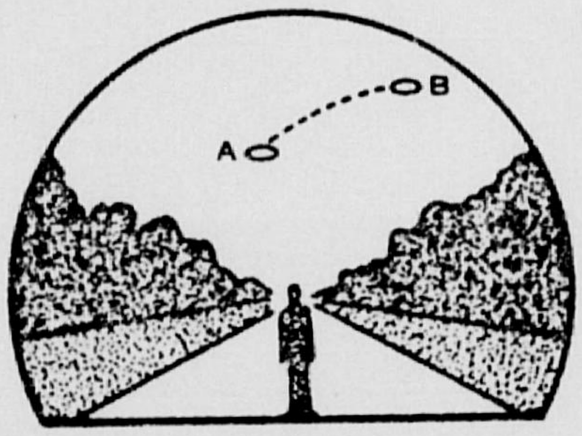

SIGHTING OF UNIDENTIFIED PHENOMENA QUESTIONNAIRE

BUDGET BUREAU APPROVAL NUMBER 21-R250

THIS QUESTIONNAIRE HAS BEEN PREPARED SO THAT YOU CAN GIVE THE U.S. AIR FORCE AS MUCH INFORMATION AS POSSIBLE CONCERNING THE UNIDENTIFIED PHENOMENON THAT YOU HAVE OBSERVED. PLEASE TRY TO ANSWER ALL OF THE QUESTIONS. THE INFORMATION YOU GIVE WILL BE USED FOR RESEARCH PURPOSES. YOUR NAME WILL NOT BE USED IN CONNECTION WITH ANY OF YOUR STATEMENTS OR CONCLUSIONS WITHOUT YOUR PERMISSION. RETURN TO AIR FORCE BASE INVESTIGATOR FOR FORWARDING TO FTD (TDETR), WRIGHT-PATTERSON AFB, OHIO 45433, IAW AFR 80-17. *(IF ADDITIONAL SHEETS ARE NEEDED FOR NARRATIVE OR SKETCHES ATTACH SECURELY TO THIS FORM OR ANNOTATE WITH YOUR NAME FOR IDENTIFICATION.)*

1. WHEN DID YOU SEE THE PHENOMENON? DAY 6 MONTH Jul YEAR 67

2. WHAT TIME DID YOU FIRST SIGHT THE PHENOMENON? HOUR 2120 MINUTES _____ ☐ A.M. ☐ P.M.

3. WHAT TIME DID YOU LAST SIGHT THE PHENOMENON? HOUR 2141 MINUTES _____ ☐ A.M. ☐ P.M.

4. TIME ZONE ☐ DAYLIGHT SAVINGS ☐ STANDARD

☐ EASTERN ☐ CENTRAL ☐ MOUNTAIN ☐ PACIFIC ☐ OTHER

5. WHERE WERE YOU WHEN YOU SAW THE PHENOMENON? IF IN CITY, GIVE THE NEAREST STREET ADDRESS AND INDICATE ON A HAND DRAWN MAP WHERE YOU WERE STANDING WITH REFERENCE TO THE ADDRESS. IF IN THE COUNTRY, IDENTIFY THE HIGHWAY YOU WERE ON OR NEAR AND TRY TO FIX A DISTANCE AND DIRECTION FROM SOME RECOGNIZABLE LANDMARK.

FRONT PORCH

6. IMAGINE YOU ARE AT THE POINT SHOWN IN THE SKETCH, PLACE AN "A" ON THE CURVED LINE TO SHOW HOW HIGH THE PHENOMENON WAS ABOVE THE HORIZON, OR SKYLINE. WHEN FIRST SEEN. PLACE A "B" ON THE SAME CURVED LINE TO SHOW HOW HIGH ABOVE THE HORIZON THE PHENOMENON WAS WHEN LAST SEEN.

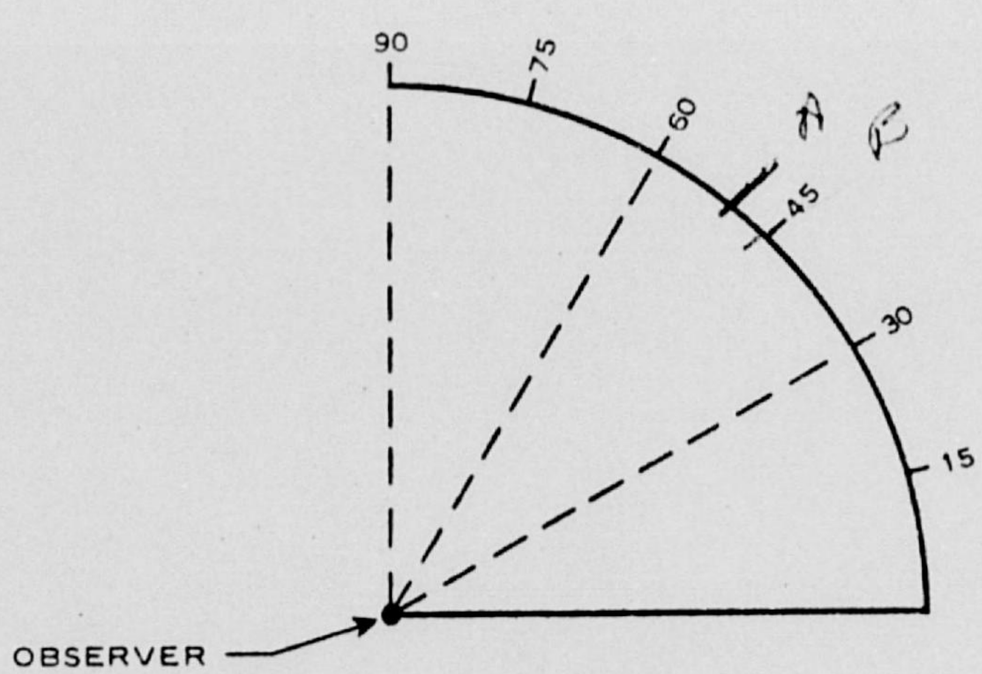

AF FORM AUG 67 117

10. IF THERE WERE MORE THAN ONE PHENOMENON, HOW MANY WERE THERE? DRAW A PICTURE TO SHOW HOW THEY WERE ARRANGED. DID THIS ARRANGEMENT CHANGE DURING THE SIGHTING?

11. CONDITIONS *(Check appropriate blocks.)*

A. SKY		B. WEATHER			
	DAY		CUMULUS CLOUDS *(Low fluffy)*		FOG OR MIST
	TWILIGHT		CIRRUS CLOUDS *(High fleecy or Herring-bone)*		HEAVY RAIN
	NIGHT				LIGHT RAIN OR DRIZZLE
	CLEAR		NIMBUS CLOUDS *(Rain)*		HAIL
	PARTLY CLOUDY		CUMULONIMBUS CLOUDS *(Thunderstorms)*		SNOW OR SLEET
	COMPLETELY OVERCAST				UNKNOWN
			HAZE OR SMOG		NONE OF THE ABOVE

C. IF THE SIGHTING WAS AT TWILIGHT OR NIGHT, WHAT DID YOU NOTICE ABOUT THE STARS AND MOON?

(1) STARS		(2) MOON		
	NONE		BRIGHT MOONLIGHT	✓ NO MOONLIGHT
	A FEW		MOON WITH HALO	UNKNOWN
✓	MANY		MOON HIDDEN BY CLOUDS	
	UNKNOWN		PARTIAL *(New or quarter)*	

D. IF SIGHTING WAS IN DAYLIGHT, WAS THE SUN VISIBLE? ☐ YES ☐ NO. IF "YES," WHERE WAS THE SUN AS YOU FACED THE PHENOMENON?

	IN FRONT OF YOU		TO YOUR RIGHT		OVERHEAD *(Near noon)*
	IN BACK OF YOU		TO YOUR LEFT		UNKNOWN

E. SPECIFY THE MAJOR SOURCE OF ILLUMINATION PRESENT DURING THE SIGHTING, SUCH AS THE SUN, HEADLIGHTS OR STREET LAMP, ETC. FOR TERRESTRIAL ILLUMINATION, SPECIFY DISTANCE TO LIGHT SOURCE.

12. GIVE A BRIEF DESCRIPTION OF THE PHENOMENON, INDICATING WHETHER IT APPEARED DARK OR LIGHT, WHETHER IT REFLECTED LIGHT OR WAS SELF-LUMINOUS AND WHAT COLORS YOU NOTICED. DESCRIBE YOUR IMPRESSION OF WHETHER IT WAS SOLID OR TRANSPARENT, WHETHER EDGES WERE SHARP OR FUZZY. DESCRIBE THE SHAPE OR INDICATE IF IT APPEARED AS A POINT OF LIGHT. INDICATE COMPARISONS WITH OTHER OBSERVED OBJECTS, LIKE STARS, A LIGHT OR OTHER OBJECT IN YOUR FIELD OF VIEW.

8. WHERE WERE YOU WHEN YOU SAW THE PHENOMENON? *(Check appropriate blocks.)*

✓	OUTDOORS		IN BUSINESS SECTION OF CITY
	IN BUILDING	✓	IN RESIDENTIAL SECTION OF CITY
	IN CAR ☐ AS DRIVER ☐ AS PASSENGER		IN OPEN COUNTRYSIDE
	IN BOAT		NEAR AIRFIELD
	IN AIRPLANE ☐ AS PILOT ☐ AS PASSENGER		FLYING OVER CITY
	OTHER		FLYING OVER OPEN COUNTRY
			OTHER

A. IF YOU WERE IN A VEHICLE, COMPLETE THE FOLLOWING:

WHAT DIRECTION WERE YOU MOVING?

	NORTH		EAST
	SOUTH		WEST
	NORTHEAST		SOUTHEAST
	NORTHWEST		SOUTHWEST

HOW FAST WERE YOU MOVING?

DID YOU STOP ANYTIME WHILE OBSERVING THE PHENOMENON? ☐ YES ☐ NO

EXPLAIN WHETHER SUCH MOVEMENT AFFECTS YOUR SKETCHES IN ITEMS 5 AND 6.

DESCRIBE TYPE OF VEHICLE YOU WERE IN AND TYPE OF ROAD, TERRAIN OR BODY OF WATER YOU TRAVERSED DURING THE SIGHTING. STATE WHETHER WINDOWS OR CONVERTIBLE TOP WERE UP OR DOWN.

HOW MUCH OTHER TRAFFIC WAS THERE?

DID YOU NOTICE ANY AIRPLANES? ☐ YES ☐ NO. IF "YES," DESCRIBE WHEN THEY WERE IN SIGHT RELATIVE TO THE TIME OF SIGHTING THE PHENOMENON AND WHERE THEY WERE IN THE SKY RELATIVE TO THE POSITION OF THE PHENOMENON.

9. HOW LONG WAS THE PHENOMENON IN SIGHT?

LENGTH OF TIME 1 MIN		CERTAIN OF TIME		NOT VERY SURE
	✓	FAIRLY CERTAIN		JUST A GUESS

HOW WAS TIME DETERMINED?

WAS THE PHENOMENON IN SIGHT CONTINUOUSLY? ☑ YES ☐ NO. IF "NO," INDICATE WHETHER THIS IS DUE TO YOUR MOVEMENT OR THE BEHAVIOR OF THE PHENOMENON, AND DESCRIBE SUCH MOVEMENT OR BEHAVIOR. INDICATE DISAPPEARANCES ON PREVIOUS SKETCHES.

15. DRAW A PICTURE THAT WILL SHOW THE SHAPE OF THE PHENOMENON. INCLUDE AND LABEL ANY DETAILS THAT MIGHT HAVE APPEARED AS WINGS OR PROTRUSIONS, AND INDICATE EXHAUST OR VAPOR TRAILS. INDICATE BY AN ARROW THE DIRECTION THE PHENOMENON WAS MOVING.

LIKE A BARREL



10 - 12 ROWS OF LIGHTS

LIGHTS

16. WHAT WAS THE ANGULAR SIZE? HOLD A MATCH AT ARM'S LENGTH IN FRONT OF A KNOWN OBJECT, SUCH AS A STREET LAMP OR THE MOON. NOTE HOW MUCH OF THE OBJECT IS COVERED BY THE HEAD OF THE MATCH. NOW IF YOU HAD BEEN ABLE TO PERFORM THIS EXPERIMENT AT THE TIME OF THE SIGHTING, ESTIMATE WHAT FRACTION OF THE PHENOMENON WOULD HAVE BEEN COVERED BY THE MATCH HEAD.

13. DID THE PHENOMENON	YES	NO	UNKNOWN
MOVE IN A STRAIGHT LINE?		✓	
STAND STILL AT ANYTIME?		✓	
SUDDENLY SPEED UP AND RUN AWAY?		✓	
BREAK UP IN PARTS AND EXPLODE?		✓	
CHANGE COLOR?		✓	
GIVE OFF SMOKE?		✓	
CHANGE BRIGHTNESS?		✓	
CHANGE SHAPE?		✓	
FLASH OR FLICKER?	✓		
DISAPPEAR AND REAPPEAR?		✓	
SPIN LIKE A TOP?	✓		
MAKE A NOISE?		✓	
FLUTTER OR WOBBLE?		✓	

14. WHAT DREW YOUR ATTENTION TO THE PHENOMENON?

Just looked up

A. HOW DID IT FINALLY DISAPPEAR?

behind neighbors House

B. DID THE PHENOMENON MOVE BEHIND OR IN FRONT OF SOMETHING, LIKE A CLOUD, TREE, OR BUILDING AT ANY TIME?
☑ YES ☐ NO. IF "YES," DESCRIBE.

22. HAVE YOU EVER SEEN THIS OR A SIMILAR PHENOMENON BEFORE? ☐ YES ☐ NO. IF "YES," GIVE DATE AND LOCATION.

23. WAS ANYONE WITH YOU AT THE TIME YOU SAW THE PHENOMENON? ☑ YES ☐ NO. IF "YES," DID THEY SEE IT TOO? ☐ YES ☐ NO.

A. LIST THEIR NAMES AND ADDRESSES

24. GIVE THE FOLLOWING INFORMATION ABOUT YOURSELF

LAST NAME, FIRST NAME, MIDDLE NAME [redacted]

ADDRESS (Number, City, State and Zip Code) [redacted] LAYTON

TELEPHONE NUMBER [redacted] AGE 20 ☐ MALE ☐ FEMALE

INDICATE ADDITIONAL INFORMATION INCLUDING OCCUPATION AND ANY EXPERIENCE WHICH MAY BE PERTINENT.

FATHER SAID HE did not THINK IT WAS IMPORTANT ENOUGH to FILL THE WHOLE THING OUT.

25. WHEN AND TO WHOM DID YOU REPORT THAT YOU HAD SIGHTED THIS PHENOMENON?

NAME _____ DAY _____ MONTH _____ YEAR _____

26. DATE YOU COMPLETED THIS QUESTIONNAIRE.

DAY _____ MONTH _____ YEAR _____

17. DID YOU OBSERVE THE PHENOMENON THROUGH ANY OF THE FOLLOWING? INCLUDE INFORMATION ON MODEL, TYPE, FILTER, LENS PRESCRIPTION OR OTHER APPLICABLE DATA.

	EYEGLASSES		CAMERA VIEWER
	SUNGLASSES		BINOCULARS
	WINDSHIELD		TELESCOPE
	SIDE WINDOW OF VEHICLE		THEODOLITE
	WINDOWPANE		OTHER

A. DO YOU ORDINARILY WEAR GLASSES? ☐ YES ☐ NO

B. DO YOU USE READING GLASSES? ☐ YES ☐ NO

18. WHAT WAS YOUR IMPRESSION OF THE SPEED OF THE PHENOMENON? GIVE ESTIMATE OF SPEED ____?____.

19. WHAT WAS YOUR IMPRESSION OF THE DISTANCE OF THE PHENOMENON? GIVE ESTIMATE OF DISTANCE ____1,000'____.

20. IN ORDER THAT WE MAY OBTAIN AS CLEAR A PICTURE AS POSSIBLE OF WHAT YOU SAW, DESCRIBE IN YOUR OWN WORDS A COMMON OBJECT OR OBJECTS WHICH, WHEN PLACED IN THE SKY, SIMILAR TO WHERE YOU NOTED THE PHENOMENON, WOULD BEAR SOME RESEMBLANCE TO WHAT YOU SAW. DESCRIBE SIMILARITIES AND DIFFERENCES BETWEEN THE COMMON OBJECT AND WHAT YOU SAW.

21. DID YOU NOTICE ANY ODOR, NOISE, OR HEAT EMANATING FROM THE PHENOMENON OR ANY EFFECT ON YOURSELF, ANIMALS OR MACHINERY IN THE VICINITY? ☐ YES ☐ NO. IF "YES," DESCRIBE.

A. DID THE PHENOMENON DISTURB THE GROUND OR LEAVE ANY PHYSICAL EVIDENCE. ☐ YES ☐ NO. IF "YES," DESCRIBE.

27. INFORMATION WHICH YOU FEEL IS PERTINENT BUT WHICH IS NOT ADEQUATELY COVERED IN THIS QUESTIONNAIRE, ALTERNATIVELY PROVIDE A NARRATIVE EXPLANATION OF THE SIGHTING.

7 July 68

DEPARTMENT OF THE AIR FORCE
HEADQUARTERS FOREIGN TECHNOLOGY DIVISION (AFSC)
WRIGHT-PATTERSON AIR FORCE BASE, OHIO 45433

JUL 10 1968

REPLY TO ATTN OF: TDPT (UFO)

SUBJECT: UFO Observation , 7 July 1968

JUL 10 1968

TO: J[redacted]
Dayton, Ohio 45414

Reference your recent unidentified flying object sighting which you reported to the Air Force. The information which we have received is not sufficient for a scientific investigation. Request you complete the attached AF Form 117 and return it in the self-addressed envelope. Thank you for reporting your observation to the Air Force.

HECTOR QUINTANILLA, Jr, Lt Colonel, USAF
Chief, Aerial Phenomena Office
Aerospace Technologies Division
Production Directorate

1 Atch
AF Form 117 w/envelope

DEPARTMENT OF THE AIR FORCE
HEADQUARTERS FOREIGN TECHNOLOGY DIVISION (AFSC)
WRIGHT-PATTERSON AIR FORCE BASE OHIO 45433

REPLY TO ATTN OF: TDPT (UFO)

JUL 10 1968

SUBJECT: UFO Observation, 7 July 1968

TO: [redacted]
Dayton, Ohio 45414

Reference your recent unidentified flying object sighting which you reported to the Air Force. The information which we have received is not sufficient for a scientific investigation. Request you complete the attached AF Form 117 and return it in the self-addressed envelope. Thank you for reporting your observation to the Air Force.

HECTOR QUINTANILLA, Jr, Lt Colonel, USAF
Chief, Aerial Phenomena Office
Aerospace Technologies Division
Production Directorate

1 Atch
AF Form 117 w/envelope

DEPARTMENT OF THE AIR FORCE
HEADQUARTERS FOREIGN TECHNOLOGY DIVISION (AFSC)
WRIGHT-PATTERSON AIR FORCE BASE, OHIO 45433

REPLY TO ATTN OF: TDPT (UFO)

JUL 10 1968

SUBJECT: UFO Observation, 7 July 1968

TO: [redacted]
Dayton, Ohio 45414

Reference your recent unidentified flying object sighting which you reported to the Air Force. The information which we have received is not sufficient for a scientific investigation. Request you complete the attached AF Form 117 and return it in the self-addressed envelope. Thank you for reporting your observation to the Air Force.

HECTOR QUINTANILLA, Jr, Lt Colonel, USAF
Chief, Aerial Phenomena Office
Aerospace Technologies Division
Production Directorate

1 Atch
AF Form 117 w/envelope

6A. NOW IMAGINE YOU ARE AT THE CENTER OF THE COMPASS ROSE. PLACE AN "A" ON THE COMPASS TO INDICATE THE DIRECTION TO THE PHENOMENON WHEN FIRST SEEN. PLACE A "B" ON THE COMPASS TO INDICATE THE DIRECTION TO THE PHENOMENON WHEN LAST SEEN.

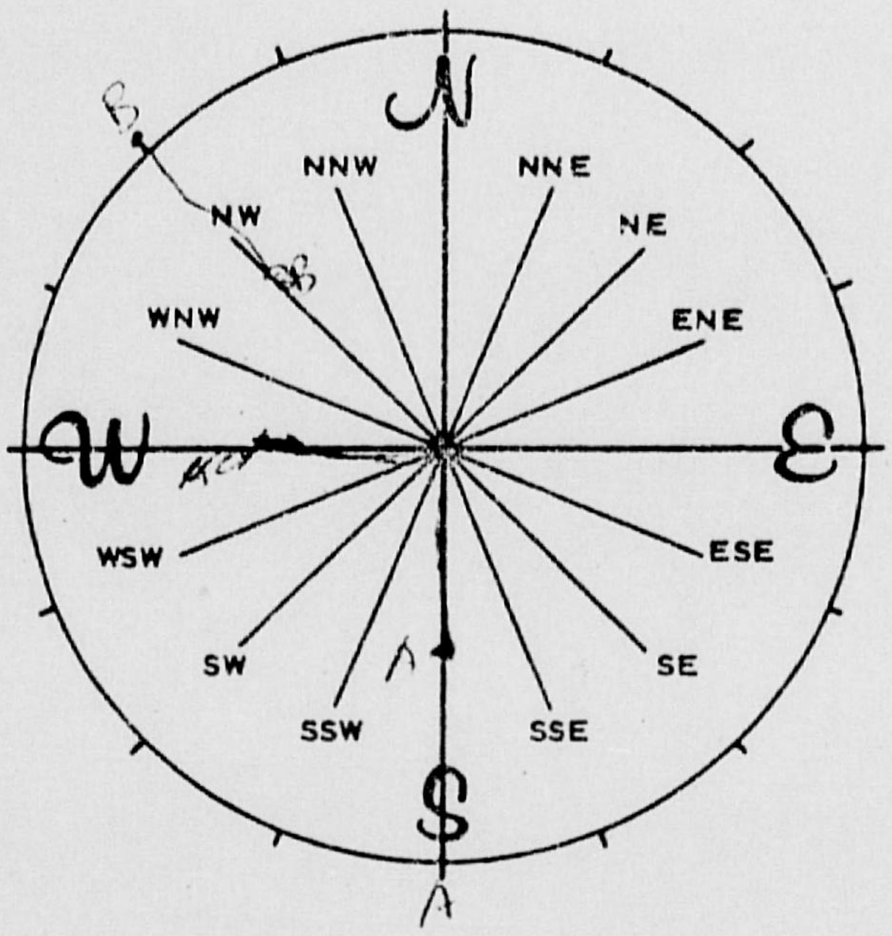

7. IN THE SKETCH BELOW, PLACE AN "A" AT THE POSITION OF THE PHENOMENON WHEN FIRST SEEN, AND A "B" AT THE POSITION OF THE PHENOMENON WHEN LAST SEEN. CONNECT THE "A" AND "B" WITH A LINE TO APPROXIMATE THE MOVEMENT OF THE PHENOMENON BETWEEN "A" AND "B". THAT IS, SCHEMATICALLY SHOW WHETHER THE MOVEMENT APPEARED TO BE STRAIGHT, CURVED OR ZIG-ZAG. REFER TO SMALLER SKETCH AS AN EXAMPLE OF HOW TO COMPLETE THE LARGER SKETCH.



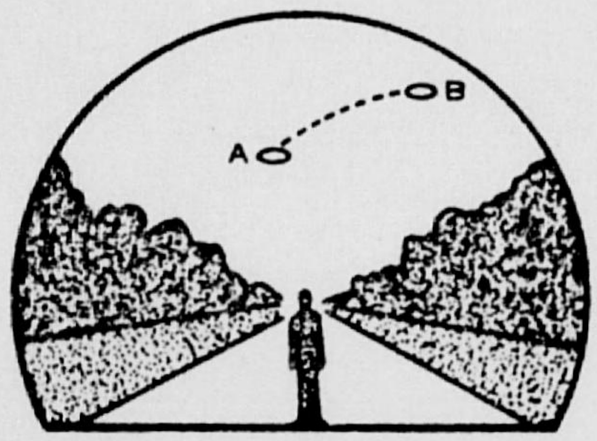

SIGHTING OF UNIDENTIFIED PHENOMENA QUESTIONNAIRE

BUDGET BUREAU APPROVAL NUMBER 21-R258

THIS QUESTIONNAIRE HAS BEEN PREPARED SO THAT YOU CAN GIVE THE U.S. AIR FORCE AS MUCH INFORMATION AS POSSIBLE CONCERNING THE UNIDENTIFIED PHENOMENON THAT YOU HAVE OBSERVED. PLEASE TRY TO ANSWER ALL OF THE QUESTIONS. THE INFORMATION YOU GIVE WILL BE USED FOR RESEARCH PURPOSES. YOUR NAME WILL NOT BE USED IN CONNECTION WITH ANY OF YOUR STATEMENTS OR CONCLUSIONS WITHOUT YOUR PERMISSION. RETURN TO AIR FORCE BASE INVESTIGATOR FOR FORWARDING TO FTD (TDETR), WRIGHT-PATTERSON AFB, OHIO 45433, IAW AFR 80-17. *(IF ADDITIONAL SHEETS ARE NEEDED FOR NARRATIVE OR SKETCHES ATTACH SECURELY TO THIS FORM OR ANNOTATE WITH YOUR NAME FOR IDENTIFICATION.)*

1. WHEN DID YOU SEE THE PHENOMENON?

DAY 7 MONTH July YEAR 60

2. WHAT TIME DID YOU FIRST SIGHT THE PHENOMENON?

HOUR 10 MINUTES 00 ☐ A.M. ☒ P.M.

3. WHAT TIME DID YOU LAST SIGHT THE PHENOMENON?

HOUR 10 MINUTES 05 ☐ A.M. ☒ P.M.

4. TIME ZONE ☒ DAYLIGHT SAVINGS ☐ STANDARD

☒ EASTERN ☐ CENTRAL ☐ MOUNTAIN ☐ PACIFIC ☐ OTHER

5. WHERE WERE YOU WHEN YOU SAW THE PHENOMENON? IF IN CITY, GIVE THE NEAREST STREET ADDRESS AND INDICATE ON A HAND DRAWN MAP WHERE YOU WERE STANDING WITH REFERENCE TO THE ADDRESS. IF IN THE COUNTRY, IDENTIFY THE HIGHWAY YOU WERE ON OR NEAR AND TRY TO FIX A DISTANCE AND DIRECTION FROM SOME RECOGNIZABLE LANDMARK.

On N. Dixie heading South in car ~~after~~ from Kenwell Dr. by Triangle Park - Dixie Pkwy lost sight at [redacted] Isolated object mainly along path indicated above.

6. IMAGINE YOU ARE AT THE POINT SHOWN IN THE SKETCH, PLACE AN "A" ON THE CURVED LINE TO SHOW HOW HIGH THE PHENOMENON WAS ABOVE THE HORIZON, OR SKYLINE. WHEN FIRST SEEN. PLACE A "B" ON THE SAME CURVED LINE TO SHOW HOW HIGH ABOVE THE HORIZON THE PHENOMENON WAS WHEN LAST SEEN.

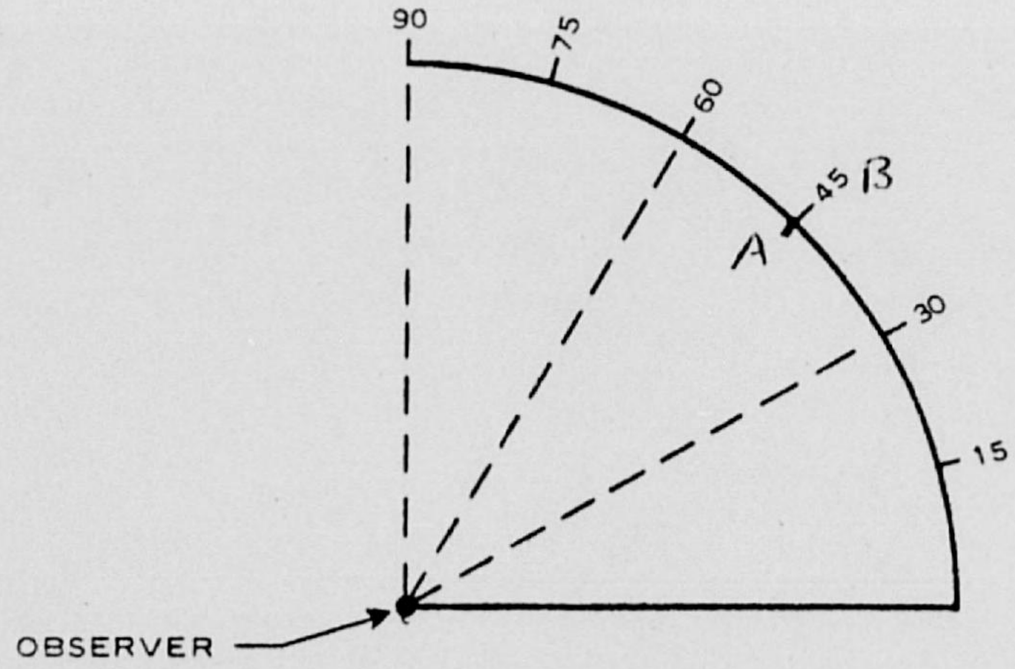

AF FORM AUG 67 117

10. IF THERE WERE MORE THAN ONE PHENOMENON, HOW MANY WERE THERE? DRAW A PICTURE TO SHOW HOW THEY WERE ARRANGED. DID THIS ARRANGEMENT CHANGE DURING THE SIGHTING?

11. CONDITIONS *(Check appropriate blocks.)*

A. SKY		B. WEATHER			
	DAY		CUMULUS CLOUDS *(Low fluffy)*		FOG OR MIST
✓	TWILIGHT		CIRRUS CLOUDS *(High fleecy or Herring-bone)*		HEAVY RAIN
✓	NIGHT				LIGHT RAIN OR DRIZZLE
	CLEAR		NIMBUS CLOUDS *(Rain)*		HAIL
	PARTLY CLOUDY		CUMULONIMBUS CLOUDS *(Thunderstorms)*		SNOW OR SLEET
	COMPLETELY OVERCAST				UNKNOWN
			HAZE OR SMOG	✓	NONE OF THE ABOVE

C. IF THE SIGHTING WAS AT TWILIGHT OR NIGHT, WHAT DID YOU NOTICE ABOUT THE STARS AND MOON?

(1) STARS		(2) MOON			
✓	NONE		BRIGHT MOONLIGHT		NO MOONLIGHT
	A FEW	✓	MOON WITH HALO		UNKNOWN
	MANY		MOON HIDDEN BY CLOUDS		
	UNKNOWN		PARTIAL *(New or quarter)*		

D. IF SIGHTING WAS IN DAYLIGHT, WAS THE SUN VISIBLE? ☐ YES ☐ NO. IF "YES," WHERE WAS THE SUN AS YOU FACED THE PHENOMENON?

	IN FRONT OF YOU		TO YOUR RIGHT		OVERHEAD *(Near noon)*
	IN BACK OF YOU		TO YOUR LEFT		UNKNOWN

E. SPECIFY THE MAJOR SOURCE OF ILLUMINATION PRESENT DURING THE SIGHTING, SUCH AS THE SUN, HEADLIGHTS OR STREET LAMP, ETC. FOR TERRESTRIAL ILLUMINATION, SPECIFY DISTANCE TO LIGHT SOURCE.

Headlights on car

12. GIVE A BRIEF DESCRIPTION OF THE PHENOMENON, INDICATING WHETHER IT APPEARED DARK OR LIGHT, WHETHER IT REFLECTED LIGHT OR WAS SELF-LUMINOUS AND WHAT COLORS YOU NOTICED. DESCRIBE YOUR IMPRESSION OF WHETHER IT WAS SOLID OR TRANSPARENT, WHETHER EDGES WERE SHARP OR FUZZY. DESCRIBE THE SHAPE OR INDICATE IF IT APPEARED AS A POINT OF LIGHT. INDICATE COMPARISONS WITH OTHER OBSERVED OBJECTS, LIKE STARS, A LIGHT OR OTHER OBJECT IN YOUR FIELD OF VIEW.

Carried own lights - 4 lights
flat object lights around it - round, huge.
lights yellow-orange color - object had tilted
motion - like an airplane "banking"
Not bright as moon.
Looked solid
Banked smoothly lights didn't blink at all
Followed with car

8. WHERE WERE YOU WHEN YOU SAW THE PHENOMENON? *(Check appropriate blocks.)*

	OUTDOORS		IN BUSINESS SECTION OF CITY
	IN BUILDING	✓	IN RESIDENTIAL SECTION OF CITY
✓	IN CAR ☒ AS DRIVER ☐ AS PASSENGER		IN OPEN COUNTRYSIDE
	IN BOAT		NEAR AIRFIELD
	IN AIRPLANE ☐ AS PILOT ☐ AS PASSENGER		FLYING OVER CITY
	OTHER		FLYING OVER OPEN COUNTRY
			OTHER

A. IF YOU WERE IN A VEHICLE, COMPLETE THE FOLLOWING:

WHAT DIRECTION WERE YOU MOVING?

	NORTH		EAST
✓	SOUTH		WEST
	NORTHEAST		SOUTHEAST
	NORTHWEST		SOUTHWEST

HOW FAST WERE YOU MOVING?
30 M.P.H.

DID YOU STOP ANYTIME WHILE OBSERVING THE PHENOMENON?
☒ YES ☐ NO

EXPLAIN WHETHER SUCH MOVEMENT AFFECTS YOUR SKETCHES IN ITEMS 5 AND 6.
PROBABLY NOT

DESCRIBE TYPE OF VEHICLE YOU WERE IN AND TYPE OF ROAD, TERRAIN OR BODY OF WATER YOU TRAVERSED DURING THE SIGHTING. STATE WHETHER WINDOWS OR CONVERTIBLE TOP WERE UP OR DOWN.
CONVERTIBLE WITH TOP DOWN - ROAD SURFACE IN GOOD CONDITION

HOW MUCH OTHER TRAFFIC WAS THERE?
NOT MUCH - PRETTY LIGHT

DID YOU NOTICE ANY AIRPLANES? ☐ YES ☒ NO. IF "YES," DESCRIBE WHEN THEY WERE IN SIGHT RELATIVE TO THE TIME OF SIGHTING THE PHENOMENON AND WHERE THEY WERE IN THE SKY RELATIVE TO THE POSITION OF THE PHENOMENON.

9. HOW LONG WAS THE PHENOMENON IN SIGHT?

LENGTH OF TIME 5 minutes

	CERTAIN OF TIME		NOT VERY SURE
✓	FAIRLY CERTAIN		JUST A GUESS

HOW WAS TIME DETERMINED?
Driven mile after mile of following object - same distance at all times

WAS THE PHENOMENON IN SIGHT CONTINUOUSLY? ☒ YES ☐ NO. IF "NO," INDICATE WHETHER THIS IS DUE TO YOUR MOVEMENT OR THE BEHAVIOR OF THE PHENOMENON, AND DESCRIBE SUCH MOVEMENT OR BEHAVIOR. INDICATE DISAPPEARANCES ON PREVIOUS SKETCHES.

IN SIGHT ALL TIME Following object until disappeared over the horizon.

15. DRAW A PICTURE THAT WILL SHOW THE SHAPE OF THE PHENOMENON. INCLUDE AND LABEL ANY DETAILS THAT MIGHT HAVE APPEARED AS WINGS OR PROTRUSIONS, AND INDICATE EXHAUST OR VAPOR TRAILS. INDICATE BY AN ARROW THE DIRECTION THE PHENOMENON WAS MOVING.

16. WHAT WAS THE ANGULAR SIZE? HOLD A MATCH AT ARM'S LENGTH IN FRONT OF A KNOWN OBJECT, SUCH AS A STREET LAMP OR THE MOON. NOTE HOW MUCH OF THE OBJECT IS COVERED BY THE HEAD OF THE MATCH. NOW IF YOU HAD BEEN ABLE TO PERFORM THIS EXPERIMENT AT THE TIME OF THE SIGHTING, ESTIMATE WHAT FRACTION OF THE PHENOMENON WOULD HAVE BEEN COVERED BY THE MATCH HEAD.

about 1/2 of object would be covered

13. DID THE PHENOMENON	YES	NO	UNKNOWN
MOVE IN A STRAIGHT LINE?		✓	
STAND STILL AT ANYTIME?		✓	
SUDDENLY SPEED UP AND RUN AWAY?		✓	
BREAK UP IN PARTS AND EXPLODE?		✓	
CHANGE COLOR?		✓	
GIVE OFF SMOKE?		✓	
CHANGE BRIGHTNESS?		✓	
CHANGE SHAPE?		✓	
FLASH OR FLICKER?		✓	
DISAPPEAR AND REAPPEAR?		✓	
SPIN LIKE A TOP?		✓	
MAKE A NOISE?		✓	
FLUTTER OR WOBBLE?		-	

14. WHAT DREW YOUR ATTENTION TO THE PHENOMENON?

One of the fellows noticed it and brought it to the attention

A. HOW DID IT FINALLY DISAPPEAR?

Finally disappeared behind objects like trees.

B. DID THE PHENOMENON MOVE BEHIND OR IN FRONT OF SOMETHING, LIKE A CLOUD, TREE, OR BUILDING AT ANY TIME?
☑ YES ☐ NO. IF "YES," DESCRIBE.

Behind trees but could see it through the trees

22. HAVE YOU EVER SEEN THIS OR A SIMILAR PHENOMENON BEFORE? ☒ YES ☐ NO. IF "YES," GIVE DATE AND LOCATION.

I have lived in Yuma Arizona.

23. WAS ANYONE WITH YOU AT THE TIME YOU SAW THE PHENOMENON? ☒ YES ☐ NO. IF "YES," DID THEY SEE IT TOO? ☒ YES ☐ NO.

A. LIST THEIR NAMES AND ADDRESSES

[redacted] St. Dayton

[redacted] Dayton

[redacted] Dayton

[redacted] Dayton

24. GIVE THE FOLLOWING INFORMATION ABOUT YOURSELF

LAST NAME, FIRST NAME, MIDDLE NAME

[redacted]

ADDRESS (Street, City, State and Zip Code)

[redacted]

TELEPHONE (Area code and number)	AGE		MALE		FEMALE
[redacted]	17	✓			

INDICATE ADDITIONAL INFORMATION INCLUDING OCCUPATION AND ANY EXPERIENCE WHICH MAY BE PERTINENT.

Radio announcer in Kokomo Indiana Ran on a method with guests

25. WHEN AND TO WHOM DID YOU REPORT THAT YOU HAD SIGHTED THIS PHENOMENON?

NAME _____ DAY _____ MONTH _____ YEAR _____

26. DATE YOU COMPLETED THIS QUESTIONNAIRE.

DAY _____ MONTH _____ YEAR _____

17. DID YOU OBSERVE THE PHENOMENON THROUGH ANY OF THE FOLLOWING? INCLUDE INFORMATION ON MODEL, TYPE, FILTER, LENS PRESCRIPTION OR OTHER APPLICABLE DATA.

☐	EYEGLASSES	☐	CAMERA VIEWER
☐	SUNGLASSES	☐	BINOCULARS
☐	WINDSHIELD	☐	TELESCOPE
☐	SIDE WINDOW OF VEHICLE	☐	THEODOLITE
☐	WINDOWPANE	☐	OTHER

A. DO YOU ORDINARILY WEAR GLASSES? ☐ YES ☒ NO

B. DO YOU USE READING GLASSES? ☐ YES ☒ NO

18. WHAT WAS YOUR IMPRESSION OF THE SPEED OF THE PHENOMENON? GIVE ESTIMATE OF SPEED 50 60 mph

19. WHAT WAS YOUR IMPRESSION OF THE DISTANCE OF THE PHENOMENON? GIVE ESTIMATE OF DISTANCE 3-4 blocks coming at first in the parallel way

20. IN ORDER THAT WE MAY OBTAIN AS CLEAR A PICTURE AS POSSIBLE OF WHAT YOU SAW, DESCRIBE IN YOUR OWN WORDS A COMMON OBJECT OR OBJECTS WHICH, WHEN PLACED IN THE SKY, SIMILAR TO WHERE YOU NOTED THE PHENOMENON, WOULD BEAR SOME RESEMBLANCE TO WHAT YOU SAW. DESCRIBE SIMILARITIES AND DIFFERENCES BETWEEN THE COMMON OBJECT AND WHAT YOU SAW.

Looked metallic - oval shaped like spoon but flat at first it looked like a balloon

21. DID YOU NOTICE ANY ODOR, NOISE, OR HEAT EMANATING FROM THE PHENOMENON OR ANY EFFECT ON YOURSELF, ANIMALS OR MACHINERY IN THE VICINITY? ☐ YES ☑ NO. IF "YES," DESCRIBE.

A. DID THE PHENOMENON DISTURB THE GROUND OR LEAVE ANY PHYSICAL EVIDENCE. ☐ YES ☑ NO. IF "YES," DESCRIBE.

7068

DEPARTMENT OF THE AIR FORCE
HEADQUARTERS FOREIGN TECHNOLOGY DIVISION (AFSC)
WRIGHT-PATTERSON AIR FORCE BASE, OHIO 45433

REPLY TO ATTN OF: TDPT (UFO)

JUL 10 1968

SUBJECT: UFO Observation, 7 July 1968

TO: [redacted]
Dayton, Ohio 45427

Your name has been given to the Aerial Phenomena Office (Project Blue Book) as being a witness to an unidentified flying object. If you were a witness to an UFO sighting on 7 July would you please complete the attached AF Form 117 and return it in the envelope provided. If you were not a witness to this sighting, would you please make a statement to this effect on the attached form. The information which you provide will be used in evaluating this observation. Thank you for your assistance in this matter.

HECTOR QUINTANILLA, Jr, Lt Colonel, USAF
Chief, Aerial Phenomena Office
Aerospace Technologies Division
Production Directorate

1 Atch
AF Form 117 w/envelope

6A. NOW IMAGINE YOU ARE AT THE CENTER OF THE COMPASS ROSE. PLACE AN "A" ON THE COMPASS TO INDICATE THE DIRECTION TO THE PHENOMENON WHEN FIRST SEEN. PLACE A "B" ON THE COMPASS TO INDICATE THE DIRECTION TO THE PHENOMENON WHEN LAST SEEN.

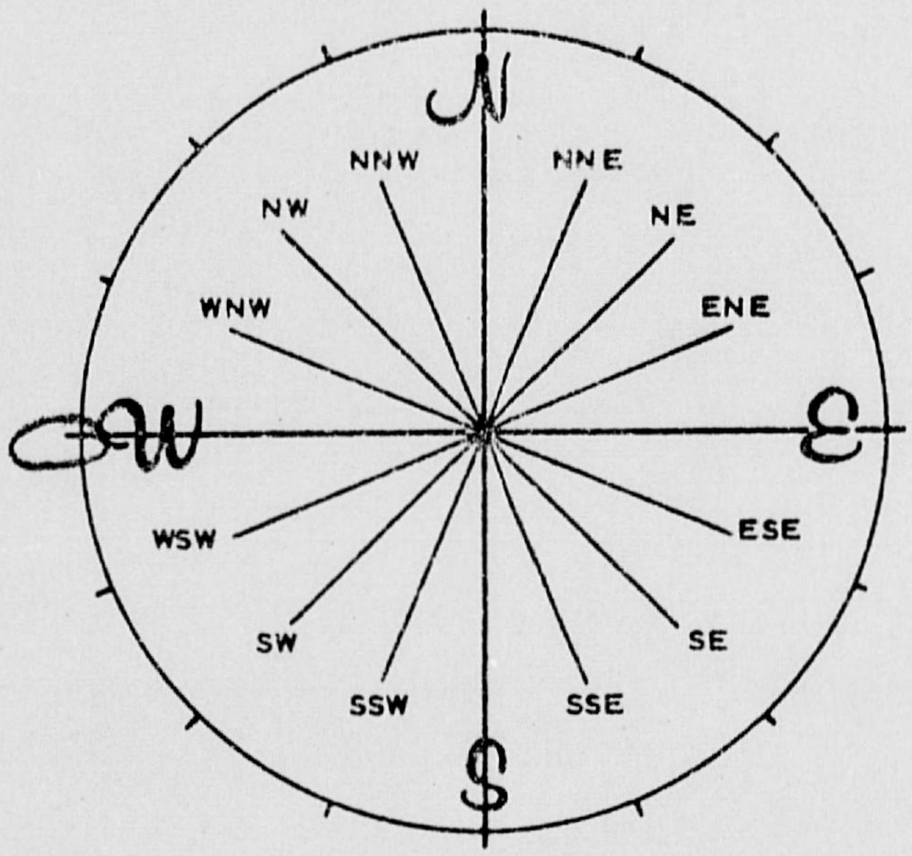

7. IN THE SKETCH BELOW, PLACE AN "A" AT THE POSITION OF THE PHENOMENON WHEN FIRST SEEN, AND A "B" AT THE POSITION OF THE PHENOMENON WHEN LAST SEEN. CONNECT THE "A" AND "B" WITH A LINE TO APPROXIMATE THE MOVEMENT OF THE PHENOMENON BETWEEN "A" AND "B". THAT IS, SCHEMATICALLY SHOW WHETHER THE MOVEMENT APPEARED TO BE STRAIGHT, CURVED OR ZIG-ZAG. REFER TO SMALLER SKETCH AS AN EXAMPLE OF HOW TO COMPLETE THE LARGER SKETCH.



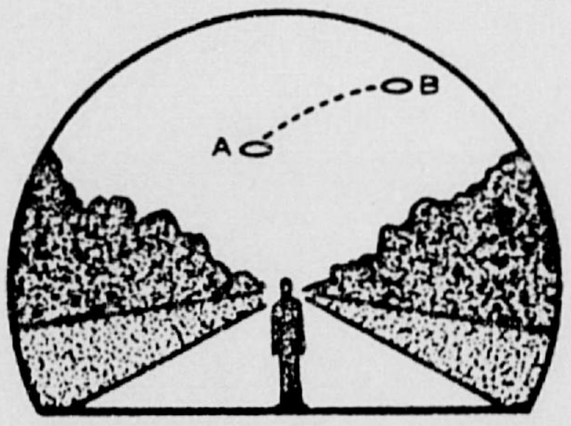

AFR 80-17(C1)

SIGHTING OF UNIDENTIFIED PHENOMENA QUESTIONNAIRE

BUDGET BUREAU APPROVAL NUMBER 21-R258

THIS QUESTIONNAIRE HAS BEEN PREPARED SO THAT YOU CAN GIVE THE U.S. AIR FORCE AS MUCH INFORMATION AS POSSIBLE CONCERNING THE UNIDENTIFIED PHENOMENON THAT YOU HAVE OBSERVED. PLEASE TRY TO ANSWER ALL OF THE QUESTIONS. THE INFORMATION YOU GIVE WILL BE USED FOR RESEARCH PURPOSES. YOUR NAME WILL NOT BE USED IN CONNECTION WITH ANY OF YOUR STATEMENTS OR CONCLUSIONS WITHOUT YOUR PERMISSION. RETURN TO AIR FORCE BASE INVESTIGATOR FOR FORWARDING TO FTD (TDETR), WRIGHT-PATTERSON AFB, OHIO 45433, IAW AFR 80-17. *(IF ADDITIONAL SHEETS ARE NEEDED FOR NARRATIVE OR SKETCHES ATTACH SECURELY TO THIS FORM OR ANNOTATE WITH YOUR NAME FOR IDENTIFICATION.)*

1. WHEN DID YOU SEE THE PHENOMENON? DAY 7 MONTH Jul YEAR 68

2. WHAT TIME DID YOU FIRST SIGHT THE PHENOMENON? HOUR 22 MINUTES 00 ☐ A.M. ☒ P.M.

3. WHAT TIME DID YOU LAST SIGHT THE PHENOMENON? HOUR 22 MINUTES 05 ☐ A.M. ☒ P.M.

4. TIME ZONE ☒ DAYLIGHT SAVINGS ☐ STANDARD
   ☒ EASTERN ☐ CENTRAL ☐ MOUNTAIN ☐ PACIFIC ☐ OTHER

5. WHERE WERE YOU WHEN YOU SAW THE PHENOMENON? IF IN CITY, GIVE THE NEAREST STREET ADDRESS AND INDICATE ON A HAND DRAWN MAP WHERE YOU WERE STANDING WITH REFERENCE TO THE ADDRESS. IF IN THE COUNTRY, IDENTIFY THE HIGHWAY YOU WERE ON OR NEAR AND TRY TO FIX A DISTANCE AND DIRECTION FROM SOME RECOGNIZABLE LANDMARK.

[redacted]
DAYTON

6. IMAGINE YOU ARE AT THE POINT SHOWN IN THE SKETCH, PLACE AN "A" ON THE CURVED LINE TO SHOW HOW HIGH THE PHENOMENON WAS ABOVE THE HORIZON, OR SKYLINE. WHEN FIRST SEEN. PLACE A "B" ON THE SAME CURVED LINE TO SHOW HOW HIGH ABOVE THE HORIZON THE PHENOMENON WAS WHEN LAST SEEN.

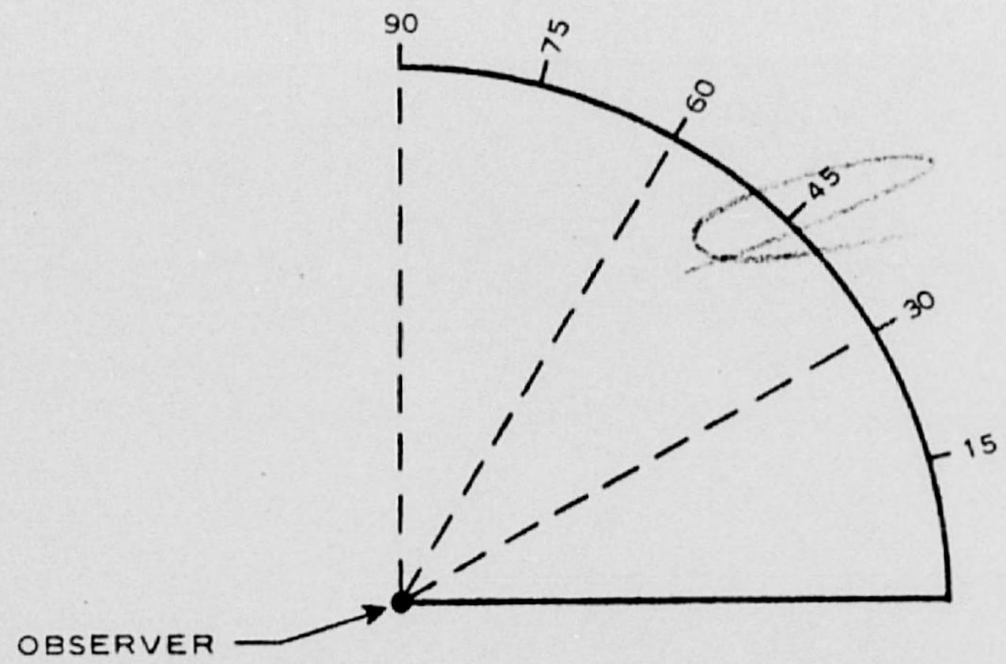

AF FORM AUG 67 117

10. IF THERE WERE MORE THAN ONE PHENOMENON, HOW MANY WERE THERE? DRAW A PICTURE TO SHOW HOW THEY WERE ARRANGED. DID THIS ARRANGEMENT CHANGE DURING THE SIGHTING?

11. CONDITIONS *(Check appropriate blocks.)*

A. SKY		B. WEATHER			
	DAY		CUMULUS CLOUDS *(Low fluffy)*		FOG OR MIST
	TWILIGHT		CIRRUS CLOUDS *(High fleecy or Herring-bone)*		HEAVY RAIN
✓	NIGHT				LIGHT RAIN OR DRIZZLE
	CLEAR		NIMBUS CLOUDS *(Rain)*		HAIL
	PARTLY CLOUDY		CUMULONIMBUS CLOUDS *(Thunderstorms)*		SNOW OR SLEET
	COMPLETELY OVERCAST				UNKNOWN
			HAZE OR SMOG		NONE OF THE ABOVE

C. IF THE SIGHTING WAS AT TWILIGHT OR NIGHT, WHAT DID YOU NOTICE ABOUT THE STARS AND MOON?

(1) STARS		(2) MOON		
	NONE	✓	BRIGHT MOONLIGHT		NO MOONLIGHT
	A FEW		MOON WITH HALO		UNKNOWN
	MANY		MOON HIDDEN BY CLOUDS		
	UNKNOWN		PARTIAL *(New or quarter)*		

D. IF SIGHTING WAS IN DAYLIGHT, WAS THE SUN VISIBLE? ☐ YES ☒ NO. IF "YES," WHERE WAS THE SUN AS YOU FACED THE PHENOMENON?

	IN FRONT OF YOU		TO YOUR RIGHT		OVERHEAD *(Near noon)*
	IN BACK OF YOU		TO YOUR LEFT		UNKNOWN

E. SPECIFY THE MAJOR SOURCE OF ILLUMINATION PRESENT DURING THE SIGHTING, SUCH AS THE SUN, HEADLIGHTS OR STREET LAMP, ETC. FOR TERRESTRIAL ILLUMINATION, SPECIFY DISTANCE TO LIGHT SOURCE.

12. GIVE A BRIEF DESCRIPTION OF THE PHENOMENON, INDICATING WHETHER IT APPEARED DARK OR LIGHT, WHETHER IT REFLECTED LIGHT OR WAS SELF-LUMINOUS AND WHAT COLORS YOU NOTICED. DESCRIBE YOUR IMPRESSION OF WHETHER IT WAS SOLID OR TRANSPARENT, WHETHER EDGES WERE SHARP OR FUZZY. DESCRIBE THE SHAPE OR INDICATE IF IT APPEARED AS A POINT OF LIGHT. INDICATE COMPARISONS WITH OTHER OBSERVED OBJECTS, LIKE STARS, A LIGHT OR OTHER OBJECT IN YOUR FIELD OF VIEW.

started out looking like a ball and wound up looking like an aft

8. WHERE WERE YOU WHEN YOU SAW THE PHENOMENON? *(Check appropriate blocks.)*

✓	OUTDOORS		IN BUSINESS SECTION OF CITY
	IN BUILDING	✓	IN RESIDENTIAL SECTION OF CITY
	IN CAR ☐ AS DRIVER ☐ AS PASSENGER		IN OPEN COUNTRYSIDE
	IN BOAT		NEAR AIRFIELD
	IN AIRPLANE ☐ AS PILOT ☐ AS PASSENGER		FLYING OVER CITY
	OTHER		FLYING OVER OPEN COUNTRY
			OTHER

A. IF YOU WERE IN A VEHICLE, COMPLETE THE FOLLOWING:

WHAT DIRECTION WERE YOU MOVING?				HOW FAST WERE YOU MOVING?
	NORTH		EAST	
	SOUTH		WEST	DID YOU STOP ANYTIME WHILE OBSERVING THE PHENOMENON?
	NORTHEAST		SOUTHEAST	
	NORTHWEST		SOUTHWEST	☐ YES ☐ NO

EXPLAIN WHETHER SUCH MOVEMENT AFFECTS YOUR SKETCHES IN ITEMS 5 AND 6.

DESCRIBE TYPE OF VEHICLE YOU WERE IN AND TYPE OF ROAD, TERRAIN OR BODY OF WATER YOU TRAVERSED DURING THE SIGHTING. STATE WHETHER WINDOWS OR CONVERTIBLE TOP WERE UP OR DOWN.

HOW MUCH OTHER TRAFFIC WAS THERE?

DID YOU NOTICE ANY AIRPLANES? ☐ YES ☐ NO. IF "YES," DESCRIBE WHEN THEY WERE IN SIGHT RELATIVE TO THE TIME OF SIGHTING THE PHENOMENON AND WHERE THEY WERE IN THE SKY RELATIVE TO THE POSITION OF THE PHENOMENON.

9. HOW LONG WAS THE PHENOMENON IN SIGHT?

LENGTH OF TIME				
5 min in		CERTAIN OF TIME	✓	NOT VERY SURE
		FAIRLY CERTAIN		JUST A GUESS

HOW WAS TIME DETERMINED?

WAS THE PHENOMENON IN SIGHT CONTINUOUSLY? ☐ YES ☐ NO. IF "NO," INDICATE WHETHER THIS IS DUE TO YOUR MOVEMENT OR THE BEHAVIOR OF THE PHENOMENON, AND DESCRIBE SUCH MOVEMENT OR BEHAVIOR. INDICATE DISAPPEARANCES ON PREVIOUS SKETCHES.

Would behind trees and reappear

13. DID THE PHENOMENON	YES	NO	UNKNOWN
MOVE IN A STRAIGHT LINE?	✓		
STAND STILL AT ANYTIME?		✓	
SUDDENLY SPEED UP AND RUN AWAY?		✓	
BREAK UP IN PARTS AND EXPLODE?		✓	
CHANGE COLOR?		✓	
GIVE OFF SMOKE?		✓	
CHANGE BRIGHTNESS?		✓	
CHANGE SHAPE?	✓		
FLASH OR FLICKER?	✓		
DISAPPEAR AND REAPPEAR?	✓		
SPIN LIKE A TOP?		✓	
MAKE A NOISE?		✓	
FLUTTER OR WOBBLE?		✓	

14. WHAT DREW YOUR ATTENTION TO THE PHENOMENON?

child called attention to it

A. HOW DID IT FINALLY DISAPPEAR?

distance

B. DID ~~THE~~ PHENOMENON MOVE BEHIND OR IN FRONT OF SOMETHING, LIKE A CLOUD, TREE, OR BUILDING AT ANY TIME?
☒ YES ☐ NO. IF "YES," DESCRIBE.

tree

22. HAVE YOU EVER SEEN THIS OR A SIMILAR PHENOMENON BEFORE? ☐ YES ☒ NO. IF "YES," GIVE DATE AND LOCATION.

23. WAS ANYONE WITH YOU AT THE TIME YOU SAW THE PHENOMENON? ☒ YES ☐ NO. IF "YES," DID THEY SEE IT TOO? ☐ YES ☐ NO.

A. LIST THEIR NAMES AND ADDRESSES

Reid

24. GIVE THE FOLLOWING INFORMATION ABOUT YOURSELF

LAST NAME, FIRST NAME, MIDDLE NAME [redacted]

ADDRESS (Street, City, State and Zip Code) [redacted] D.Ave

TELEPHONE [redacted]

AGE		MALE		FEMALE
36			X	

INDICATE ADDITIONAL INFORMATION INCLUDING OCCUPATION AND ANY EXPERIENCE WHICH MAY BE PERTINENT.

25. WHEN AND TO WHOM DID YOU REPORT THAT YOU HAD SIGHTED THIS PHENOMENON?

NAME _____ DAY _____ MONTH _____ YEAR _____

26. DATE YOU COMPLETED THIS QUESTIONNAIRE.

DAY _____ MONTH _____ YEAR _____

17. DID YOU OBSERVE THE PHENOMENON THROUGH ANY OF THE FOLLOWING? INCLUDE INFORMATION ON MODEL, TYPE, FILTER, LENS PRESCRIPTION OR OTHER APPLICABLE DATA.

	EYEGLASSES		CAMERA VIEWER
	SUNGLASSES		BINOCULARS
	WINDSHIELD		TELESCOPE
	SIDE WINDOW OF VEHICLE		THEODOLITE
	WINDOWPANE		OTHER

A. DO YOU ORDINARILY WEAR GLASSES? ☐ YES ☒ NO

B. DO YOU USE READING GLASSES? ☒ YES ☐ NO

18. WHAT WAS YOUR IMPRESSION OF THE SPEED OF THE PHENOMENON? GIVE ESTIMATE OF SPEED Unknown

19. WHAT WAS YOUR IMPRESSION OF THE DISTANCE OF THE PHENOMENON? GIVE ESTIMATE OF DISTANCE 6 mi

20. IN ORDER THAT WE MAY OBTAIN AS CLEAR A PICTURE AS POSSIBLE OF WHAT YOU SAW, DESCRIBE IN YOUR OWN WORDS A COMMON OBJECT OR OBJECTS WHICH, WHEN PLACED IN THE SKY, SIMILAR TO WHERE YOU NOTED THE PHENOMENON, WOULD BEAR SOME RESEMBLANCE TO WHAT YOU SAW. DESCRIBE SIMILARITIES AND DIFFERENCES BETWEEN THE COMMON OBJECT AND WHAT YOU SAW.

21. DID YOU NOTICE ANY ODOR, NOISE, OR HEAT EMANATING FROM THE PHENOMENON OR ANY EFFECT ON YOURSELF, ANIMALS OR MACHINERY IN THE VICINITY? ☐ YES ☒ NO. IF "YES," DESCRIBE.

A. DID THE PHENOMENON DISTURB THE GROUND OR LEAVE ANY PHYSICAL EVIDENCE. ☐ YES ☐ NO. IF "YES," DESCRIBE.

DEPARTMENT OF THE AIR FORCE
HEADQUARTERS FOREIGN TECHNOLOGY DIVISION (AFSC)
WRIGHT-PATTERSON AIR FORCE BASE, OHIO 45433

REPLY TO ATTN OF: TDPT (UFO)

JUL 10 1968

SUBJECT: UFO Observation, 7 July 1968

TO: [redacted]
Dayton, Ohio 45414

Reference your recent unidentified flying object sighting which you reported to the Air Force. The information which we have received is not sufficient for a scientific investigation. Request you complete the attached AF Form 117 and return it in the self-addressed envelope. Thank you for reporting your observation to the Air Force.

HECTOR QUINTANILLA, Jr, Lt Colonel, USAF
Chief, Aerial Phenomena Office
Aerospace Technologies Division
Production Directorate

1 Atch
AF Form 117 w/envelope

6A. NOW IMAGINE YOU ARE AT THE CENTER OF THE COMPASS ROSE. PLACE AN "A" ON THE COMPASS TO INDICATE THE DIRECTION TO THE PHENOMENON WHEN FIRST SEEN. PLACE A "B" ON THE COMPASS TO INDICATE THE DIRECTION TO THE PHENOMENON WHEN LAST SEEN.

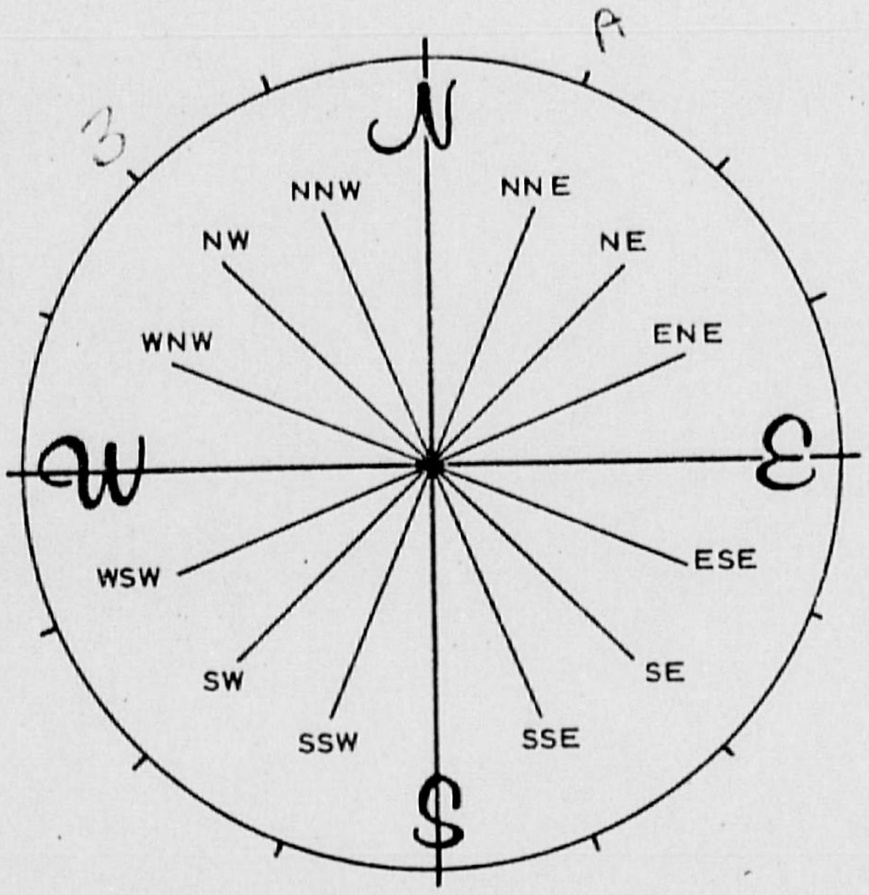

7. IN THE SKETCH BELOW, PLACE AN "A" AT THE POSITION OF THE PHENOMENON WHEN FIRST SEEN, AND A "B" AT THE POSITION OF THE PHENOMENON WHEN LAST SEEN. CONNECT THE "A" AND "B" WITH A LINE TO APPROXIMATE THE MOVEMENT OF THE PHENOMENON BETWEEN "A" AND "B". THAT IS, SCHEMATICALLY SHOW WHETHER THE MOVEMENT APPEARED TO BE STRAIGHT, CURVED OR ZIG-ZAG. REFER TO SMALLER SKETCH AS AN EXAMPLE OF HOW TO COMPLETE THE LARGER SKETCH.



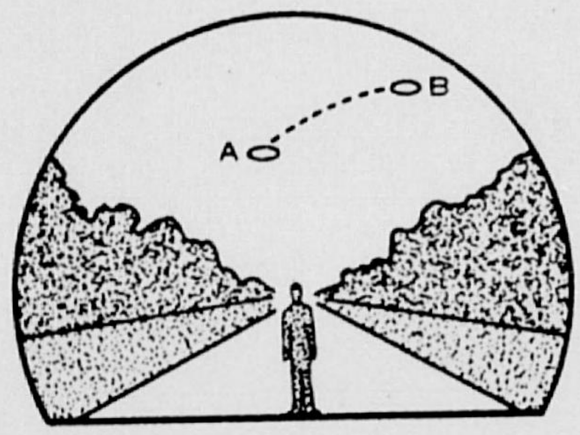

SIGHTING OF UNIDENTIFIED PHENOMENA QUESTIONNAIRE

BUDGET BUREAU APPROVAL NUMBER 21-R258

THIS QUESTIONNAIRE HAS BEEN PREPARED SO THAT YOU CAN GIVE THE U.S. AIR FORCE AS MUCH INFORMATION AS POSSIBLE CONCERNING THE UNIDENTIFIED PHENOMENON THAT YOU HAVE OBSERVED. PLEASE TRY TO ANSWER ALL OF THE QUESTIONS. THE INFORMATION YOU GIVE WILL BE USED FOR RESEARCH PURPOSES YOUR NAME WILL NOT BE USED IN CONNECTION WITH ANY OF YOUR STATEMENTS OR CONCLUSIONS WITHOUT YOUR PERMISSION. RETURN TO AIR FORCE BASE INVESTIGATOR FOR FORWARDING TO FTD (TDETR), WRIGHT-PATTERSON AFB, OHIO 45433, IAW AFR 80-17. *(IF ADDITIONAL SHEETS ARE NEEDED FOR NARRATIVE OR SKETCHES ATTACH SECURELY TO THIS FORM OR ANNOTATE WITH YOUR NAME FOR IDENTIFICATION.)*

1. WHEN DID YOU SEE THE PHENOMENON? DAY 7 MONTH July YEAR 1968

2. WHAT TIME DID YOU FIRST SIGHT THE PHENOMENON? HOUR 10 MINUTES 00 ☐ A.M. ☒ P.M.

3. WHAT TIME DID YOU LAST SIGHT THE PHENOMENON? HOUR 10 MINUTES 05 ☐ A.M. ☒ P.M.

4. TIME ZONE ☒ DAYLIGHT SAVINGS ☐ STANDARD
☐ EASTERN ☐ CENTRAL ☐ MOUNTAIN ☐ PACIFIC ☐ OTHER

5. WHERE WERE YOU WHEN YOU SAW THE PHENOMENON? IF IN CITY, GIVE THE NEAREST STREET ADDRESS AND INDICATE ON A HAND DRAWN MAP WHERE YOU WERE STANDING WITH REFERENCE TO THE ADDRESS. IF IN THE COUNTRY, IDENTIFY THE HIGHWAY YOU WERE ON OR NEAR AND TRY TO FIX A DISTANCE AND DIRECTION FROM SOME RECOGNIZABLE LANDMARK.

NORTH Dixie Drive
We were standing ON the corner of Neva Drive and NORTH DIXIE Drive.



6. IMAGINE YOU ARE AT THE POINT SHOWN IN THE SKETCH, PLACE AN "A" ON THE CURVED LINE TO SHOW HOW HIGH THE PHENOMENON WAS ABOVE THE HORIZON, OR SKYLINE. WHEN FIRST SEEN. PLACE A "B" ON THE SAME CURVED LINE TO SHOW HOW HIGH ABOVE THE HORIZON THE PHENOMENON WAS WHEN LAST SEEN.

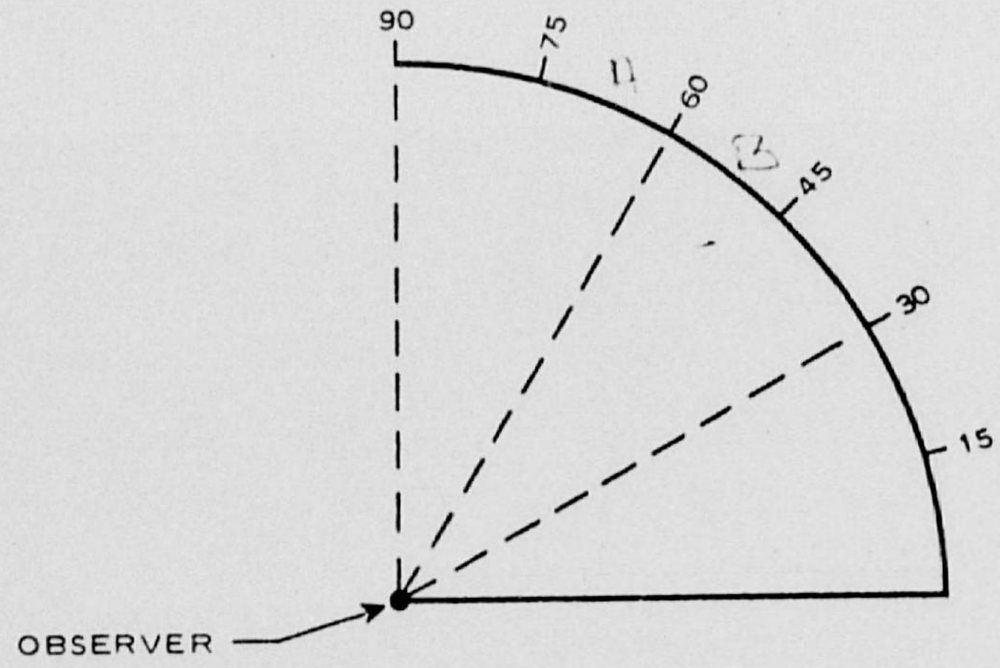

AF FORM AUG 67 117

10. IF THERE WERE MORE THAN ONE PHENOMENON, HOW MANY WERE THERE? DRAW A PICTURE TO SHOW HOW THEY WERE ARRANGED. DID THIS ARRANGEMENT CHANGE DURING THE SIGHTING?

There was only one.

11. CONDITIONS *(Check appropriate blocks.)*

A. SKY		B. WEATHER			
	DAY		CUMULUS CLOUDS *(Low fluffy)*		FOG OR MIST
✓	TWILIGHT		CIRRUS CLOUDS *(High fleecy or Herring-bone)*		HEAVY RAIN
	NIGHT				LIGHT RAIN OR DRIZZLE
	CLEAR		NIMBUS CLOUDS *(Rain)*		HAIL
	PARTLY CLOUDY		CUMULONIMBUS CLOUDS *(Thunderstorms)*		SNOW OR SLEET
	COMPLETELY OVERCAST				UNKNOWN
			HAZE OR SMOG	X	NONE OF THE ABOVE

C. IF THE SIGHTING WAS AT TWILIGHT OR NIGHT, WHAT DID YOU NOTICE ABOUT THE STARS AND MOON?

(1) STARS		(2) MOON			
	NONE		BRIGHT MOONLIGHT		NO MOONLIGHT
	A FEW	X	MOON WITH HALO		UNKNOWN
	MANY		MOON HIDDEN BY CLOUDS		
X	UNKNOWN		PARTIAL *(New or quarter)*		

D. IF SIGHTING WAS IN DAYLIGHT, WAS THE SUN VISIBLE? ☐ YES ☐ NO. IF "YES," WHERE WAS THE SUN AS YOU FACED THE PHENOMENON?

	IN FRONT OF YOU		TO YOUR RIGHT		OVERHEAD *(Near noon)*
	IN BACK OF YOU		TO YOUR LEFT		UNKNOWN

E. SPECIFY THE MAJOR SOURCE OF ILLUMINATION PRESENT DURING THE SIGHTING, SUCH AS THE SUN, HEADLIGHTS OR STREET LAMP, ETC. FOR TERRESTRIAL ILLUMINATION, SPECIFY DISTANCE TO LIGHT SOURCE.

Head lights

12. GIVE A BRIEF DESCRIPTION OF THE PHENOMENON, INDICATING WHETHER IT APPEARED DARK OR LIGHT, WHETHER IT REFLECTED LIGHT OR WAS SELF-LUMINOUS AND WHAT COLORS YOU NOTICED. DESCRIBE YOUR IMPRESSION OF WHETHER IT WAS SOLID OR TRANSPARENT, WHETHER EDGES WERE SHARP OR FUZZY. DESCRIBE THE SHAPE OR INDICATE IF IT APPEARED AS A POINT OF LIGHT. INDICATE COMPARISONS WITH OTHER OBSERVED OBJECTS, LIKE STARS, A LIGHT OR OTHER OBJECT IN YOUR FIELD OF VIEW.

Self-luminous with a yellow-orange color.
hooked solid.
Fuzzy
Cigar-shaped
The moon was brighter than the object.

8. WHERE WERE YOU WHEN YOU SAW THE PHENOMENON? *(Check appropriate blocks.)*

✓	OUTDOORS	✓	IN BUSINESS SECTION OF CITY
	IN BUILDING		IN RESIDENTIAL SECTION OF CITY
	IN CAR ☒ AS DRIVER ☐ AS PASSENGER		IN OPEN COUNTRYSIDE
	IN BOAT		NEAR AIRFIELD
	IN AIRPLANE ☐ AS PILOT ☐ AS PASSENGER		FLYING OVER CITY
	OTHER		FLYING OVER OPEN COUNTRY
			OTHER

A. IF YOU WERE IN A VEHICLE, COMPLETE THE FOLLOWING:

WHAT DIRECTION WERE YOU MOVING?

	NORTH		EAST
X	SOUTH		WEST
	NORTHEAST		SOUTHEAST
	NORTHWEST		SOUTHWEST

HOW FAST WERE YOU MOVING?

30 miles Per Hour

DID YOU STOP ANYTIME WHILE OBSERVING THE PHENOMENON?

☒ YES ☐ NO

EXPLAIN WHETHER SUCH MOVEMENT AFFECTS YOUR SKETCHES IN ITEMS 5 AND 6.

Yes, We followed it and moved in an almost complete circle

DESCRIBE TYPE OF VEHICLE YOU WERE IN AND TYPE OF ROAD, TERRAIN OR BODY OF WATER YOU TRAVERSED DURING THE SIGHTING. STATE WHETHER WINDOWS OR CONVERTIBLE TOP WERE UP OR DOWN.

We were in a convertible with the windows down

HOW MUCH OTHER TRAFFIC WAS THERE?

Traffic was light

DID YOU NOTICE ANY AIRPLANES? ☐ YES ☒ NO. IF "YES," DESCRIBE WHEN THEY WERE IN SIGHT RELATIVE TO THE TIME OF SIGHTING THE PHENOMENON AND WHERE THEY WERE IN THE SKY RELATIVE TO THE POSITION OF THE PHENOMENON.

9. HOW LONG WAS THE PHENOMENON IN SIGHT?

LENGTH OF TIME

about 5 minutes

	CERTAIN OF TIME		NOT VERY SURE
X	FAIRLY CERTAIN		JUST A GUESS

HOW WAS TIME DETERMINED? By knowing approximately how long it takes to drive from the point we were at to where we began.

WAS THE PHENOMENON IN SIGHT CONTINUOUSLY? ☐ YES ☒ NO. IF "NO," INDICATE WHETHER THIS IS DUE TO YOUR MOVEMENT OR THE BEHAVIOR OF THE PHENOMENON, AND DESCRIBE SUCH MOVEMENT OR BEHAVIOR. INDICATE DISAPPEARANCES ON PREVIOUS SKETCHES.

It was blocked partially by trees.

15. DRAW A PICTURE THAT WILL SHOW THE SHAPE OF THE PHENOMENON. INCLUDE AND LABEL ANY DETAILS THAT MIGHT HAVE APPEARED AS WINGS OR PROTRUSIONS, AND INDICATE EXHAUST OR VAPOR TRAILS. INDICATE BY AN ARROW THE DIRECTION THE PHENOMENON WAS MOVING.



16. WHAT WAS THE ANGULAR SIZE? HOLD A MATCH AT ARM'S LENGTH IN FRONT OF A KNOWN OBJECT, SUCH AS A STREET LAMP OR THE MOON. NOTE HOW MUCH OF THE OBJECT IS COVERED BY THE HEAD OF THE MATCH. NOW IF YOU HAD BEEN ABLE TO PERFORM THIS EXPERIMENT AT THE TIME OF THE SIGHTING, ESTIMATE WHAT FRACTION OF THE PHENOMENON WOULD HAVE BEEN COVERED BY THE MATCH HEAD.

13. DID THE PHENOMENON	YES	NO	UNKNOWN
MOVE IN A STRAIGHT LINE?		✓	
STAND STILL AT ANYTIME?		✓	
SUDDENLY SPEED UP AND RUN AWAY?		✓	
BREAK UP IN PARTS AND EXPLODE?		✓	
CHANGE COLOR?		✓	
GIVE OFF SMOKE?		✓	
CHANGE BRIGHTNESS?		✓	
CHANGE SHAPE?		✓	
FLASH OR FLICKER?		✓	
DISAPPEAR AND REAPPEAR?		✓	
SPIN LIKE A TOP?		✓	
MAKE A NOISE?		✓	
FLUTTER OR WOBBLE?		✓	

14. WHAT DREW YOUR ATTENTION TO THE PHENOMENON?

[redacted], who was in the back seat, sighted it and told us about it.

A. HOW DID IT FINALLY DISAPPEAR?

Over the horizon

B. DID THE PHENOMENON MOVE BEHIND OR IN FRONT OF SOMETHING, LIKE A CLOUD, TREE, OR BUILDING AT ANY TIME?
☒ YES ☐ NO. IF "YES," DESCRIBE.

It moved behind trees but it was still partially in view.

22. HAVE YOU EVER SEEN THIS OR A SIMILAR PHENOMENON BEFORE? [X] YES [ ] NO. IF "YES," GIVE DATE AND LOCATION.

In Yuma Arizona 1965

23. WAS ANYONE WITH YOU AT THE TIME YOU SAW THE PHENOMENON? [X] YES [ ] NO. IF "YES," DID THEY SEE IT TOO? [X] YES [ ] NO.

A. LIST THEIR NAMES AND ADDRESSES

[redacted] (Mother)
Address [redacted]

24. GIVE THE FOLLOWING INFORMATION ABOUT YOURSELF

LAST NAME, FIRST NAME, MIDDLE NAME [redacted]

ADDRESS (Street, City, State and Zip Code) [redacted]

TE[redacted] (Area code and number)

AGE		MALE		FEMALE
16	[X]		[ ]	

INDICATE ADDITIONAL INFORMATION INCLUDING OCCUPATION AND ANY EXPERIENCE WHICH MAY BE PERTINENT.

Student at [redacted] High School

25. WHEN AND TO WHOM DID YOU REPORT THAT YOU HAD SIGHTED THIS PHENOMENON?

NAME [redacted] DAY 7 MONTH July YEAR 1965

26. DATE YOU COMPLETED THIS QUESTIONNAIRE.

DAY 11 MONTH July YEAR 1965

17. DID YOU OBSERVE THE PHENOMENON THROUGH ANY OF THE FOLLOWING? INCLUDE INFORMATION ON MODEL, TYPE, FILTER, LENS PRESCRIPTION OR OTHER APPLICABLE DATA.

	EYEGLASSES		CAMERA VIEWER
	SUNGLASSES		BINOCULARS
	WINDSHIELD		TELESCOPE
	SIDE WINDOW OF VEHICLE		THEODOLITE
	WINDOWPANE		OTHER

A. DO YOU ORDINARILY WEAR GLASSES? [X] YES [ ] NO

B. DO YOU USE READING GLASSES? [ ] YES [X] NO

18. WHAT WAS YOUR IMPRESSION OF THE SPEED OF THE PHENOMENON? GIVE ESTIMATE OF SPEED [redacted].

19. WHAT WAS YOUR IMPRESSION OF THE DISTANCE OF THE PHENOMENON? GIVE ESTIMATE OF DISTANCE _____.

20. IN ORDER THAT WE MAY OBTAIN AS CLEAR A PICTURE AS POSSIBLE OF WHAT YOU SAW, DESCRIBE IN YOUR OWN WORDS A COMMON OBJECT OR OBJECTS WHICH, WHEN PLACED IN THE SKY, SIMILAR TO WHERE YOU NOTED THE PHENOMENON, WOULD BEAR SOME RESEMBLANCE TO WHAT YOU SAW. DESCRIBE SIMILARITIES AND DIFFERENCES BETWEEN THE COMMON OBJECT AND WHAT YOU SAW.

I've never seen anything like it before.

21. DID YOU NOTICE ANY ODOR, NOISE, OR HEAT EMANATING FROM THE PHENOMENON OR ANY EFFECT ON YOURSELF, ANIMALS OR MACHINERY IN THE VICINITY? [ ] YES [X] NO. IF "YES," DESCRIBE.

A. DID THE PHENOMENON DISTURB THE GROUND OR LEAVE ANY PHYSICAL EVIDENCE. [ ] YES [X] NO. IF "YES," DESCRIBE.

27. INFORMATION WHICH YOU FEEL IS PERTINENT BUT WHICH IS NOT ADEQUATELY COVERED IN THIS QUESTIONNAIRE, ALTERNATIVELY PROVIDE A NARRATIVE EXPLANATION OF THE SIGHTING.

We drove down North Dixie drive where we sighted the object. We then turned down Finbury Park Road. Finally we followed it to Deweiss Park where we last sight of it.

JUL 11 1968

7 Jul 68

TDPT (UFO) Lt Col Quintanilla/70916/mhs/10 Jul 68

UFO Observation, 7 July 1968

[redacted]
Westmoreland, Tennessee 37186

1. Reference your unidentified flying object (UFO) observation of 7 July 1968 which you reported to the Air Force at Wright-Patterson Air Force Base, Ohio.

2. The stimulus for your sighting has been identified as an aircraft that had an electrical advertising sign attached to it. The plane is a Cessna 172 that operates between 50 to 60 mph and when the sign is lighted, it can be seen as far as 15 miles away. The sign was advertising for Stueve Ford of Miamisburg and was operating in the area of Miamisburg, Franklin, West Carrollton, Kettering and Dayton, on the night of 7 July 1968.

3. The attached material on aerial advertisers may be of interest to you. Thank you for reporting your observation to the Air Force.

HECTOR QUINTANILLA, Jr, Lt Colonel, USAF
Chief, Aerial Phenomena Office
Aerospace Technologies Division
Production Directorate

1 Atch
Info on Aerial Advertising

TDPT (UFO) OFFICIAL FILE CY

MEMO FOR THE RECORD

11 July 1968

Subj: UFO Observation, 7 July 1968

[redacted]
Westmoreland, Tennessee 37186

256-6792

Time: 9:45 pm, 7 July

Place: Corner of Webb and 2nd Street in Dayton

Duration: Two to three minutes

Direction: Going West

Description: Flat-disc shape, rotating, flashing white lights, and no sound.

8 0 1 6 7

DEPARTMENT OF THE AIR FORCE
HEADQUARTERS FOREIGN TECHNOLOGY DIVISION (AFSC)
WRIGHT-PATTERSON AIR FORCE BASE OHIO 45433

REPLY TO ATTN OF: TDPT (UFO)

JUL 10 1968

SUBJECT: UFO Observation, 8 July 1968

TO: [redacted]
Dayton, Ohio 45430

Reference your recent unidentified flying object sighting which you reported to the Air Force. The information which we have received is not sufficient for a scientific investigation. Request you complete the attached AF Form 117 and return it in the self-addressed envelope. Thank you for reporting your observation to the Air Force.

HECTOR QUINTANILLA, Jr, Lt Colonel, USAF
Chief, Aerial Phenomena Office
Aerospace Technologies Division
Production Directorate

1 Atch
AF Form 117 w/envelope

6A. NOW IMAGINE YOU ARE AT THE CENTER OF THE COMPASS ROSE. PLACE AN "A" ON THE COMPASS TO INDICATE THE DIRECTION TO THE PHENOMENON WHEN FIRST SEEN. PLACE A "B" ON THE COMPASS TO INDICATE THE DIRECTION TO THE PHENOMENON WHEN LAST SEEN.

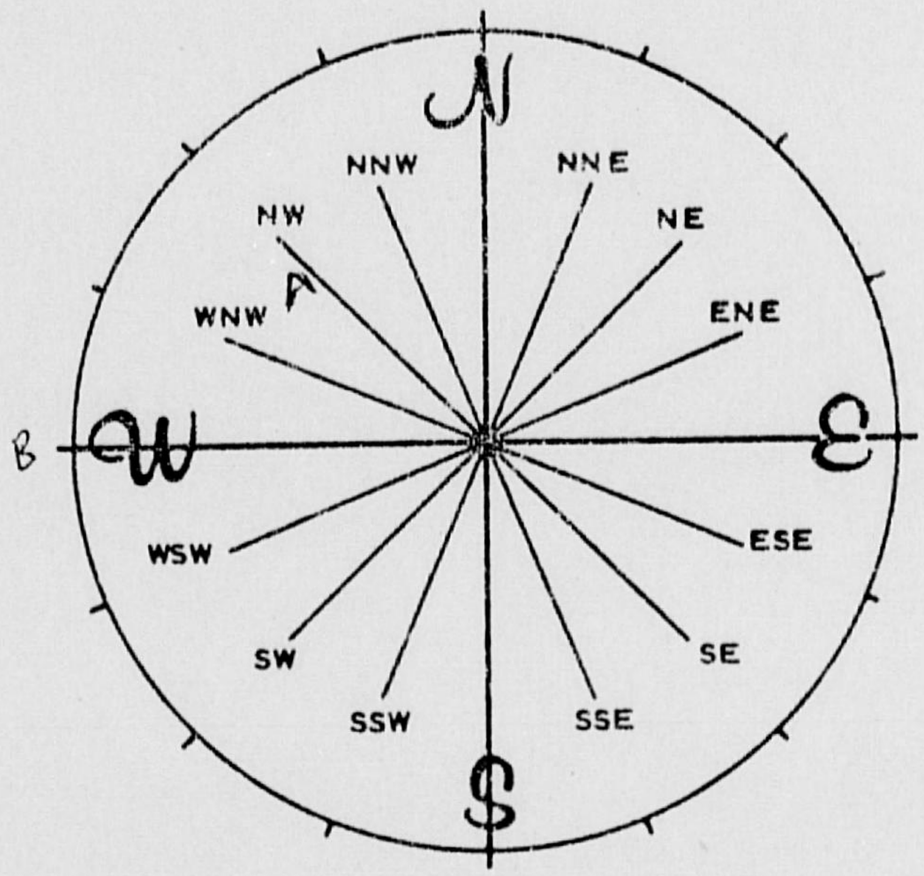

7. IN THE SKETCH BELOW, PLACE AN "A" AT THE POSITION OF THE PHENOMENON WHEN FIRST SEEN, AND A "B" AT THE POSITION OF THE PHENOMENON WHEN LAST SEEN. CONNECT THE "A" AND "B" WITH A LINE TO APPROXIMATE THE MOVEMENT OF THE PHENOMENON BETWEEN "A" AND "B". THAT IS, SCHEMATICALLY SHOW WHETHER THE MOVEMENT APPEARED TO BE STRAIGHT, CURVED OR ZIG-ZAG. REFER TO SMALLER SKETCH AS AN EXAMPLE OF HOW TO COMPLETE THE LARGER SKETCH.

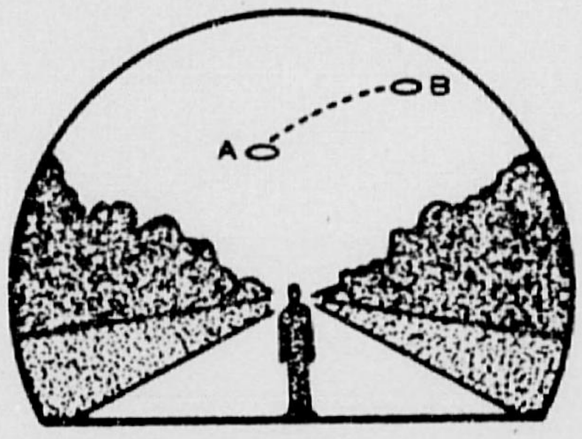



Study Off Report

AFR 80-17(C1)

SIGHTING OF UNIDENTIFIED PHENOMENA QUESTIONNAIRE

BUDGET BUREAU APPROVAL NUMBER 21-R258

THIS QUESTIONNAIRE HAS BEEN PREPARED SO THAT YOU CAN GIVE THE U.S. AIR FORCE AS MUCH INFORMATION AS POSSIBLE CONCERNING THE UNIDENTIFIED PHENOMENON THAT YOU HAVE OBSERVED. PLEASE TRY TO ANSWER ALL OF THE QUESTIONS. THE INFORMATION YOU GIVE WILL BE USED FOR RESEARCH PURPOSES. YOUR NAME WILL NOT BE USED IN CONNECTION WITH ANY OF YOUR STATEMENTS OR CONCLUSIONS WITHOUT YOUR PERMISSION. RETURN TO AIR FORCE BASE INVESTIGATOR FOR FORWARDING TO FTD (TDETR), WRIGHT-PATTERSON AFB, OHIO 45433, IAW AFR 80-17. *(IF ADDITIONAL SHEETS ARE NEEDED FOR NARRATIVE OR SKETCHES ATTACH SECURELY TO THIS FORM OR ANNOTATE WITH YOUR NAME FOR IDENTIFICATION.)*

1. WHEN DID YOU SEE THE PHENOMENON?

DAY 8 MONTH JULY YEAR 65

2. WHAT TIME DID YOU FIRST SIGHT THE PHENOMENON?

HOUR 9 MINUTES 55 ☐ A.M. ☑ P.M.

3. WHAT TIME DID YOU LAST SIGHT THE PHENOMENON?

HOUR 9 MINUTES 56 ☐ A.M. ☑ P.M.

4. TIME / ZONE ☑ DAYLIGHT SAVINGS ☐ STANDARD

☑ EASTERN ☐ CENTRAL ☐ MOUNTAIN ☐ PACIFIC ☐ OTHER

5. WHERE WERE YOU WHEN YOU SAW THE PHENOMENON? IF IN CITY, GIVE THE NEAREST STREET ADDRESS AND INDICATE ON A HAND DRAWN MAP WHERE YOU WERE STANDING WITH REFERENCE TO THE ADDRESS. IF IN THE COUNTRY, IDENTIFY THE HIGHWAY YOU WERE ON OR NEAR AND TRY TO FIX A DISTANCE AND DIRECTION FROM SOME RECOGNIZABLE LANDMARK.

Fort Third St. By [redacted] walking in his
direction spotted at [redacted] Dayton

6. IMAGINE YOU ARE AT THE POINT SHOWN IN THE SKETCH, PLACE AN "A" ON THE CURVED LINE TO SHOW HOW HIGH THE PHENOMENON WAS ABOVE THE HORIZON, OR SKYLINE, WHEN FIRST SEEN. PLACE A "B" ON THE SAME CURVED LINE TO SHOW HOW HIGH ABOVE THE HORIZON THE PHENOMENON WAS WHEN LAST SEEN.

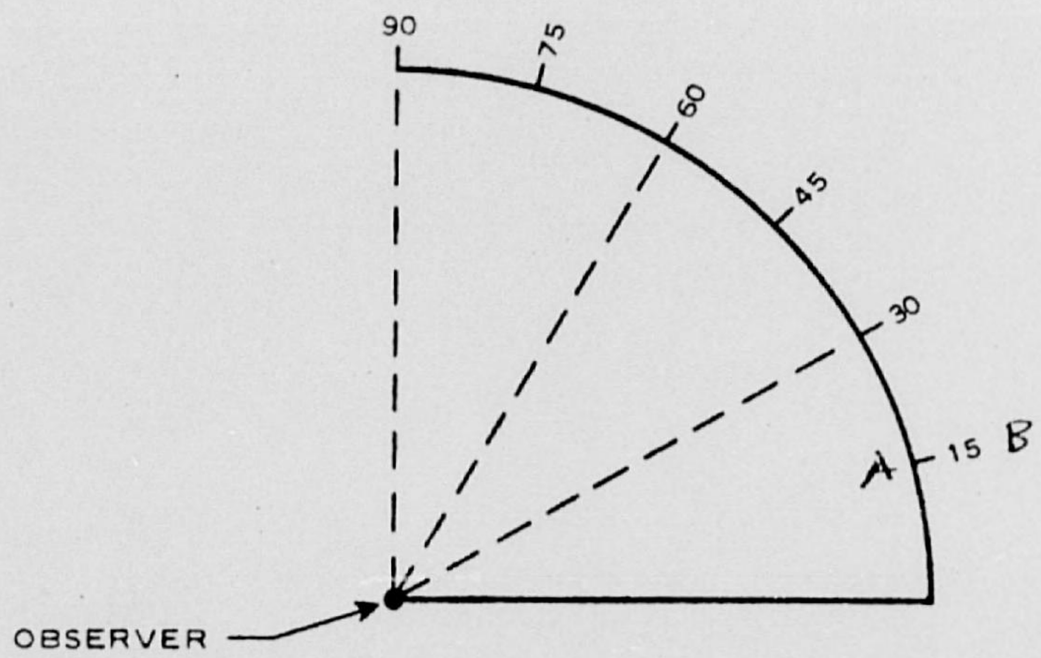

AF FORM AUG 67 117

10. IF THERE WERE MORE THAN ONE PHENOMENON, HOW MANY WERE THERE? DRAW A PICTURE TO SHOW HOW THEY WERE ARRANGED. DID THIS ARRANGEMENT CHANGE DURING THE SIGHTING?

11. CONDITIONS *(Check appropriate blocks.)*

A. SKY		B. WEATHER			
	DAY		CUMULUS CLOUDS *(Low fluffy)*		FOG OR MIST
	TWILIGHT		CIRRUS CLOUDS *(High fleecy or Herring-bone)*		HEAVY RAIN
✓	NIGHT				LIGHT RAIN OR DRIZZLE
✓	CLEAR		NIMBUS CLOUDS *(Rain)*		HAIL
	PARTLY CLOUDY		CUMULONIMBUS CLOUDS *(Thunderstorms)*		SNOW OR SLEET
	COMPLETELY OVERCAST				UNKNOWN
			HAZE OR SMOG		NONE OF THE ABOVE

C. IF THE SIGHTING WAS AT TWILIGHT OR NIGHT, WHAT DID YOU NOTICE ABOUT THE STARS AND MOON?

(1) STARS		(2) MOON			
	NONE		BRIGHT MOONLIGHT		NO MOONLIGHT
✓	A FEW	✓	MOON WITH HALO		UNKNOWN
	MANY		MOON HIDDEN BY CLOUDS		
	UNKNOWN		PARTIAL *(New or quarter)*		

D. IF SIGHTING WAS IN DAYLIGHT, WAS THE SUN VISIBLE? ☐ YES ☐ NO. IF "YES," WHERE WAS THE SUN AS YOU FACED THE PHENOMENON?

	IN FRONT OF YOU		TO YOUR RIGHT		OVERHEAD *(Near noon)*
	IN BACK OF YOU		TO YOUR LEFT		UNKNOWN

E. SPECIFY THE MAJOR SOURCE OF ILLUMINATION PRESENT DURING THE SIGHTING, SUCH AS THE SUN, HEADLIGHTS OR STREET LAMP, ETC. FOR TERRESTRIAL ILLUMINATION, SPECIFY DISTANCE TO LIGHT SOURCE.

light behind from street light 35-40' behind me

12. GIVE A BRIEF DESCRIPTION OF THE PHENOMENON, INDICATING WHETHER IT APPEARED DARK OR LIGHT, WHETHER IT REFLECTED LIGHT OR WAS SELF-LUMINOUS AND WHAT COLORS YOU NOTICED. DESCRIBE YOUR IMPRESSION OF WHETHER IT WAS SOLID OR TRANSPARENT, WHETHER EDGES WERE SHARP OR FUZZY. DESCRIBE THE SHAPE OR INDICATE IF IT APPEARED AS A POINT OF LIGHT. INDICATE COMPARISONS WITH OTHER OBSERVED OBJECTS, LIKE STARS, A LIGHT OR OTHER OBJECT IN YOUR FIELD OF VIEW.

Couldn't tell shape of object
6 to 8 lights in a straight line yellow
white lights, object appeared solid, well defined
Edges were fuzzy
Larger than it in field of view
Longer than star but smaller than moon

8. WHERE WERE YOU WHEN YOU SAW THE PHENOMENON? *(Check appropriate blocks.)*

✓	OUTDOORS		IN BUSINESS SECTION OF CITY
	IN BUILDING	✓	IN RESIDENTIAL SECTION OF CITY
	IN CAR ☐ AS DRIVER ☐ AS PASSENGER		IN OPEN COUNTRYSIDE
	IN BOAT		NEAR AIRFIELD
	IN AIRPLANE ☐ AS PILOT ☐ AS PASSENGER	✓	FLYING OVER CITY
	OTHER		FLYING OVER OPEN COUNTRY
			OTHER

A. IF YOU WERE IN A VEHICLE, COMPLETE THE FOLLOWING:

WHAT DIRECTION WERE YOU MOVING?

	NORTH		EAST
	SOUTH		WEST
	NORTHEAST		SOUTHEAST
	NORTHWEST		SOUTHWEST

HOW FAST WERE YOU MOVING?

Not moving

DID YOU STOP ANYTIME WHILE OBSERVING THE PHENOMENON?

☐ YES ☐ NO

EXPLAIN WHETHER SUCH MOVEMENT AFFECTS YOUR SKETCHES IN ITEMS 5 AND 6.

DESCRIBE TYPE OF VEHICLE YOU WERE IN AND TYPE OF ROAD, TERRAIN OR BODY OF WATER YOU TRAVERSED DURING THE SIGHTING. STATE WHETHER WINDOWS OR CONVERTIBLE TOP WERE UP OR DOWN.

HOW MUCH OTHER TRAFFIC WAS THERE?

DID YOU NOTICE ANY AIRPLANES? ☐ YES ☐ NO. IF "YES," DESCRIBE WHEN THEY WERE IN SIGHT RELATIVE TO THE TIME OF SIGHTING THE PHENOMENON AND WHERE THEY WERE IN THE SKY RELATIVE TO THE POSITION OF THE PHENOMENON.

9. HOW LONG WAS THE PHENOMENON IN SIGHT?

LENGTH OF TIME				
30-45 seconds		CERTAIN OF TIME		NOT VERY SURE
	✓	FAIRLY CERTAIN		JUST A GUESS

HOW WAS TIME DETERMINED?

Time determined to walk home

WAS THE PHENOMENON IN SIGHT CONTINUOUSLY? ☐ YES ☐ NO. IF "NO," INDICATE WHETHER THIS IS DUE TO YOUR MOVEMENT OR THE BEHAVIOR OF THE PHENOMENON, AND DESCRIBE SUCH MOVEMENT OR BEHAVIOR. INDICATE DISAPPEARANCES ON PREVIOUS SKETCHES.

Cross behind forest line

15. DRAW A PICTURE THAT WILL SHOW THE SHAPE OF THE PHENOMENON. INCLUDE AND LABEL ANY DETAILS THAT MIGHT HAVE APPEARED AS WINGS OR PROTRUSIONS, AND INDICATE EXHAUST OR VAPOR TRAILS. INDICATE BY AN ARROW THE DIRECTION THE PHENOMENON WAS MOVING.

16. WHAT WAS THE ANGULAR SIZE? HOLD A MATCH AT ARM'S LENGTH IN FRONT OF A KNOWN OBJECT, SUCH AS A STREET LAMP OR THE MOON. NOTE HOW MUCH OF THE OBJECT IS COVERED BY THE HEAD OF THE MATCH. NOW IF YOU HAD BEEN ABLE TO PERFORM THIS EXPERIMENT AT THE TIME OF THE SIGHTING, ESTIMATE WHAT FRACTION OF THE PHENOMENON WOULD HAVE BEEN COVERED BY THE MATCH HEAD.

up to a quarter of an object be covered by match head

13. DID THE PHENOMENON	YES	NO	UNKNOWN
MOVE IN A STRAIGHT LINE?		✓	
STAND STILL AT ANYTIME?		✓	
SUDDENLY SPEED UP AND RUN AWAY?		✓	
BREAK UP IN PARTS AND EXPLODE?		✓	
CHANGE COLOR?			✓
GIVE OFF SMOKE?		✓	
CHANGE BRIGHTNESS?		✓	
CHANGE SHAPE?		✓	
FLASH OR FLICKER?		✓	
DISAPPEAR AND REAPPEAR?		✓	
SPIN LIKE A TOP?		✓	
MAKE A NOISE?		✓	
FLUTTER OR WOBBLE?		✓	

14. WHAT DREW YOUR ATTENTION TO THE PHENOMENON?

light in a row behind power lines started flickering

A. HOW DID IT FINALLY DISAPPEAR?

disappeared behind houses

B. DID THE PHENOMENON MOVE BEHIND OR IN FRONT OF SOMETHING, LIKE A CLOUD, TREE, OR BUILDING AT ANY TIME?
☑ YES ☐ NO. IF "YES," DESCRIBE.

moved behind power lines

22. HAVE YOU EVER SEEN THIS OR A SIMILAR PHENOMENON BEFORE? ☐ YES ☐ NO. IF "YES," GIVE DATE AND LOCATION.

23. WAS ANYONE WITH YOU AT THE TIME YOU SAW THE PHENOMENON? ☐ YES ☐ NO. IF "YES," DID THEY SEE IT TOO? ☐ YES ☐ NO.

A. LIST THEIR NAMES AND ADDRESSES

24. GIVE THE FOLLOWING INFORMATION ABOUT YOURSELF

LAST NAME, FIRST NAME, MIDDLE NAME

[redacted]

ADDRESS *(Street, City, State and Zip Code)*

[redacted] Dayton Oyt. 2

TELEPHONE *(Area code and number)*	AGE				
[redacted]	26	L	MALE		FEMALE

INDICATE ADDITIONAL INFORMATION INCLUDING OCCUPATION AND ANY EXPERIENCE WHICH MAY BE PERTINENT.

Semi-Technical on computer hardware and
Systems Research interior [redacted]

25. WHEN AND TO WHOM DID YOU REPORT THAT YOU HAD SIGHTED THIS PHENOMENON?

NAME Capt Robert Rupert DAY 7 MONTH July YEAR 61

26. DATE YOU COMPLETED THIS QUESTIONNAIRE.

DAY _____ MONTH _____ YEAR _____

17. DID YOU OBSERVE THE PHENOMENON THROUGH ANY OF THE FOLLOWING? INCLUDE INFORMATION ON MODEL, TYPE, FILTER, LENS PRESCRIPTION OR OTHER APPLICABLE DATA.

☐	EYEGLASSES	☐	CAMERA VIEWER
☐	SUNGLASSES	☐	BINOCULARS
☐	WINDSHIELD	☐	TELESCOPE
☐	SIDE WINDOW OF VEHICLE	☐	THEODOLITE
☐	WINDOWPANE	☐	OTHER

A. DO YOU ORDINARILY WEAR GLASSES? ☐ YES ☑ NO

B. DO YOU USE READING GLASSES? ☐ YES ☑ NO

18. WHAT WAS YOUR IMPRESSION OF THE SPEED OF THE PHENOMENON? GIVE ESTIMATE OF SPEED 200 MPH

19. WHAT WAS YOUR IMPRESSION OF THE DISTANCE OF THE PHENOMENON? GIVE ESTIMATE OF DISTANCE 2-3 mi.

20. IN ORDER THAT WE MAY OBTAIN AS CLEAR A PICTURE AS POSSIBLE OF WHAT YOU SAW, DESCRIBE IN YOUR OWN WORDS A COMMON OBJECT OR OBJECTS WHICH, WHEN PLACED IN THE SKY, SIMILAR TO WHERE YOU NOTED THE PHENOMENON, WOULD BEAR SOME RESEMBLANCE TO WHAT YOU SAW. DESCRIBE SIMILARITIES AND DIFFERENCES BETWEEN THE COMMON OBJECT AND WHAT YOU SAW.

Sole of an jet airline - number of white jet moving as if circling at window seat facing in direction

21. DID YOU NOTICE ANY ODOR, NOISE, OR HEAT EMANATING FROM THE PHENOMENON OR ANY EFFECT ON YOURSELF, ANIMALS OR MACHINERY IN THE VICINITY? ☐ YES ☑ NO. IF "YES," DESCRIBE.

A. DID THE PHENOMENON DISTURB THE GROUND OR LEAVE ANY PHYSICAL EVIDENCE. ☐ YES ☒ NO. IF "YES," DESCRIBE.

27. INFORMATION WHICH YOU FEEL IS PERTINENT BUT WHICH IS NOT ADEQUATELY COVERED IN THIS QUESTIONNAIRE, ALTERNATIVELY PROVIDE A NARRATIVE EXPLANATION OF THE SIGHTING.

10 Jul 68

DEPARTMENT OF THE AIR FORCE
HEADQUARTERS FOREIGN TECHNOLOGY DIVISION (AFSC)
WRIGHT-PATTERSON AIR FORCE BASE, OHIO 45433

REPLY TO ATTN OF: TDPT (UFO)

JUL 22 1968

SUBJECT: UFO Observation

TO: [redacted]
Dayton, Ohio 45405

Reference your recent unidentified flying object sighting which you reported to the Air Force. The information which we have received is not sufficient for a scientific investigation. Request you complete the attached AF Form 117 and return it in the self-addressed envelope. Thank you for reporting your observation to the Air Force.

HECTOR QUINTANILLA, Jr, Lt Colonel, USAF
Chief, Aerial Phenomena Office
Aerospace Technologies Division
Production Directorate

1 Atch
AF Form 117 w/envelope

22. HAVE YOU EVER SEEN THIS OR A SIMILAR PHENOMENON BEFORE? [X] YES [ ] NO. IF "YES," GIVE DATE AND LOCATION: Late Sept. — 1967 North Northwest 45° off ground

23. WAS ANYONE WITH YOU AT THE TIME YOU SAW THE PHENOMENON? [X] YES [ ] NO. IF "YES," DID THEY SEE IT TOO? [X] YES [ ] NO.

A. LIST THEIR NAMES AND ADDRESSES: [redacted]

24. GIVE THE FOLLOWING INFORMATION ABOUT YOURSELF

LAST NAME, FIRST NAME, MIDDLE NAME: [redacted]

ADDRESS (Street, City, State and Zip Code): [redacted]

TELEPHONE (Area code and number)	AGE		MALE		FEMALE
		1	MALE		FEMALE

INDICATE ADDITIONAL INFORMATION INCLUDING OCCUPATION AND ANY EXPERIENCE WHICH MAY BE PERTINENT.

25. WHEN AND TO WHOM DID YOU REPORT THAT YOU HAD SIGHTED THIS PHENOMENON?

NAME Air Force Base DAY _____ MONTH _____ YEAR _____

26. DATE YOU COMPLETED THIS QUESTIONNAIRE.

DAY _____ MONTH _____ YEAR _____

17. DID YOU OBSERVE THE PHENOMENON THROUGH ANY OF THE FOLLOWING? INCLUDE INFORMATION ON MODEL, TYPE, FILTER, LENS PRESCRIPTION OR OTHER APPLICABLE DATA.

	EYEGLASSES		CAMERA VIEWER
	SUNGLASSES		BINOCULARS
	WINDSHIELD		TELESCOPE
	SIDE WINDOW OF VEHICLE		THEODOLITE
	WINDOWPANE		OTHER

A. DO YOU ORDINARILY WEAR GLASSES? ☐ YES ☑ NO

B. DO YOU USE READING GLASSES? ☐ YES ☑ NO

18. WHAT WAS YOUR IMPRESSION OF THE SPEED OF THE PHENOMENON? GIVE ESTIMATE OF SPEED 2 [illegible]

19. WHAT WAS YOUR IMPRESSION OF THE DISTANCE OF THE PHENOMENON? GIVE ESTIMATE OF DISTANCE [illegible]

20. IN ORDER THAT WE MAY OBTAIN AS CLEAR A PICTURE AS POSSIBLE OF WHAT YOU SAW, DESCRIBE IN YOUR OWN WORDS A COMMON OBJECT OR OBJECTS WHICH, WHEN PLACED IN THE SKY, SIMILAR TO WHERE YOU NOTED THE PHENOMENON, WOULD BEAR SOME RESEMBLANCE TO WHAT YOU SAW. DESCRIBE SIMILARITIES AND DIFFERENCES BETWEEN THE COMMON OBJECT AND WHAT YOU SAW.

Plate 2 saucers together (pitend) Place in sky

1. Same shape

1. UFO was shiny

21. DID YOU NOTICE ANY ODOR, NOISE, OR HEAT EMANATING FROM THE PHENOMENON OR ANY EFFECT ON YOURSELF, ANIMALS OR MACHINERY IN THE VICINITY? ☐ YES ☑ NO. IF "YES," DESCRIBE.

A. DID THE PHENOMENON DISTURB THE GROUND OR LEAVE ANY PHYSICAL EVIDENCE. ☐ YES ☑ NO. IF "YES," DESCRIBE.

SIGHTING OF UNIDENTIFIED PHENOMENA QUESTIONNAIRE

BUDGET BUREAU APPROVAL NUMBER 21-R258

THIS QUESTIONNAIRE HAS BEEN PREPARED SO THAT YOU CAN GIVE THE U.S. AIR FORCE AS MUCH INFORMATION AS POSSIBLE CONCERNING THE UNIDENTIFIED PHENOMENON THAT YOU HAVE OBSERVED. PLEASE TRY TO ANSWER ALL OF THE QUESTIONS. THE INFORMATION YOU GIVE WILL BE USED FOR RESEARCH PURPOSES YOUR NAME WILL NOT BE USED IN CONNECTION WITH ANY OF YOUR STATEMENTS OR CONCLUSIONS WITHOUT YOUR PERMISSION. RETURN TO AIR FORCE BASE INVESTIGATOR FOR FORWARDING TO FTD (TDETR), WRIGHT-PATTERSON AFB, OHIO 45433, IAW AFR 80-17. *(IF ADDITIONAL SHEETS ARE NEEDED FOR NARRATIVE OR SKETCHES ATTACH SECURELY TO THIS FORM OR ANNOTATE WITH YOUR NAME FOR IDENTIFICATION.)*

1. WHEN DID YOU SEE THE PHENOMENON?
DAY 6th MONTH [illegible] YEAR [illegible]

2. WHAT TIME DID YOU FIRST SIGHT THE PHENOMENON?
HOUR 10:00 MINUTES [illegible] ☐ A.M. ☐ P.M.

3. WHAT TIME DID YOU LAST SIGHT THE PHENOMENON?
HOUR [illegible] MINUTES [illegible] ☐ A.M. ☑ P.M.

4. TIME ZONE ☑ DAYLIGHT SAVINGS ☐ STANDARD
☐ EASTERN ☐ CENTRAL ☐ MOUNTAIN ☐ PACIFIC ☐ OTHER

5. WHERE WERE YOU WHEN YOU SAW THE PHENOMENON? IF IN CITY, GIVE THE NEAREST STREET ADDRESS AND INDICATE ON A HAND DRAWN MAP WHERE YOU WERE STANDING WITH REFERENCE TO THE ADDRESS. IF IN THE COUNTRY, IDENTIFY THE HIGHWAY YOU WERE ON OR NEAR AND TRY TO FIX A DISTANCE AND DIRECTION FROM SOME RECOGNIZABLE LANDMARK.

2546 One Owl.



6. IMAGINE YOU ARE AT THE POINT SHOWN IN THE SKETCH, PLACE AN "A" ON THE CURVED LINE TO SHOW HOW HIGH THE PHENOMENON WAS ABOVE THE HORIZON, OR SKYLINE, WHEN FIRST SEEN. PLACE A "B" ON THE SAME CURVED LINE TO SHOW HOW HIGH ABOVE THE HORIZON THE PHENOMENON WAS WHEN LAST SEEN.

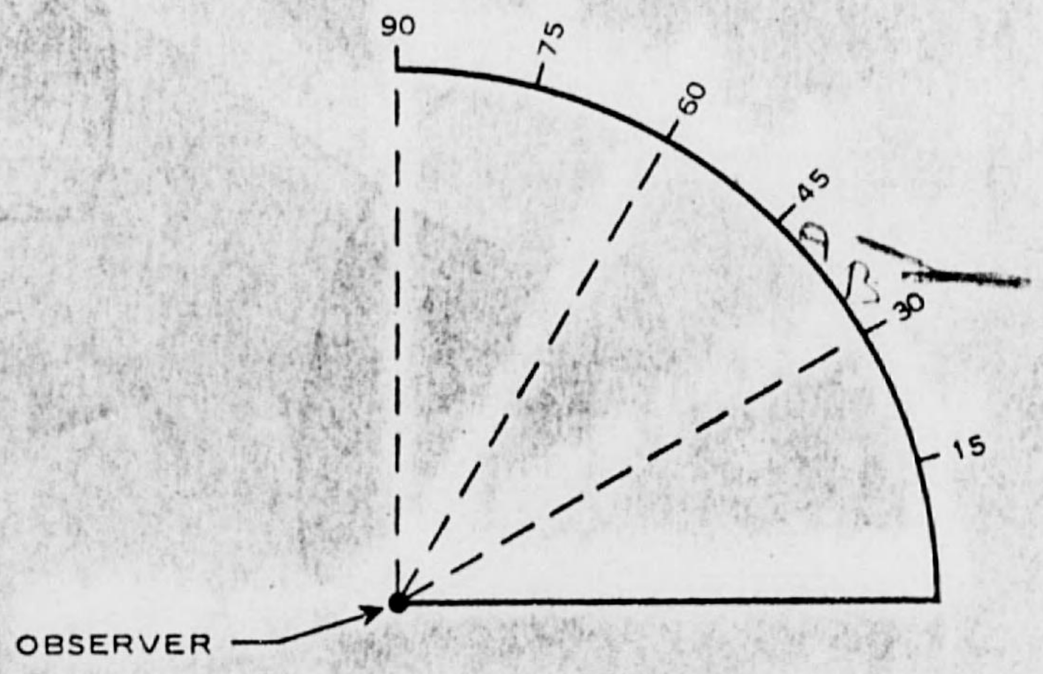

AF FORM AUG 67 117

6A. NOW IMAGINE YOU ARE AT THE CENTER OF THE COMPASS ROSE. PLACE AN "A" ON THE COMPASS TO INDICATE THE DIRECTION TO THE PHENOMENON WHEN FIRST SEEN. PLACE A "B" ON THE COMPASS TO INDICATE THE DIRECTION TO THE PHENOMENON WHEN LAST SEEN.

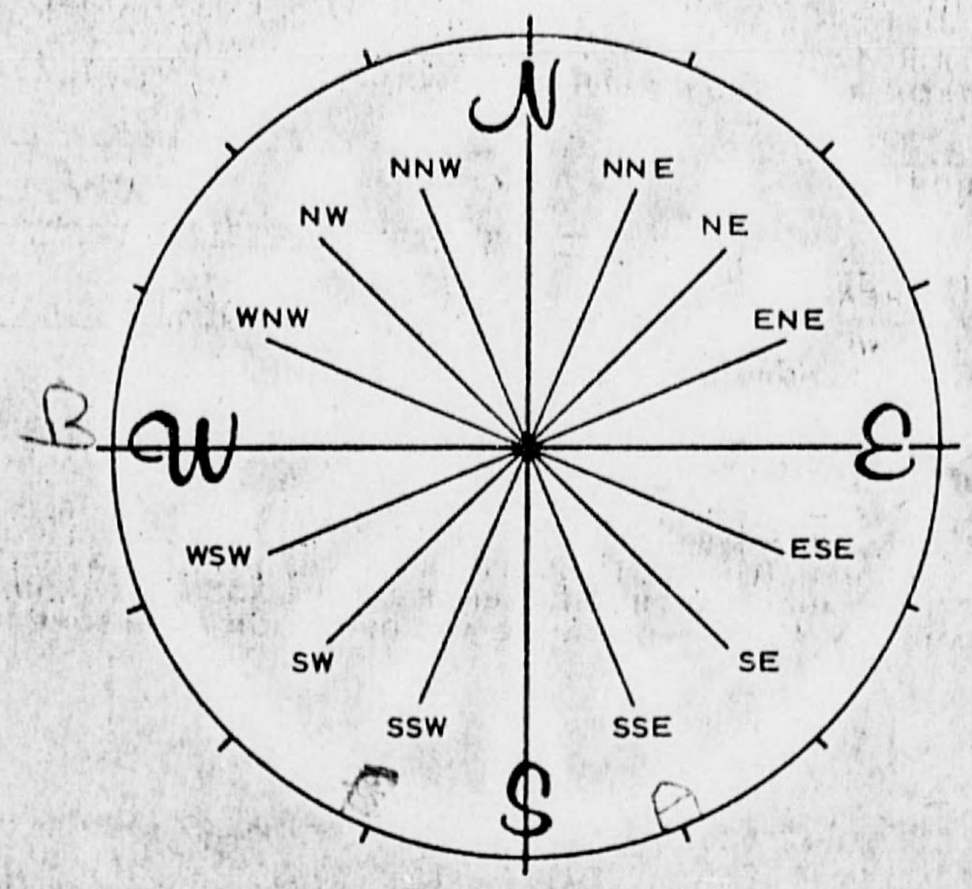

7. IN THE SKETCH BELOW, PLACE AN "A" AT THE POSITION OF THE PHENOMENON WHEN FIRST SEEN, AND A "B" AT THE POSITION OF THE PHENOMENON WHEN LAST SEEN. CONNECT THE "A" AND "B" WITH A LINE TO APPROXIMATE THE MOVEMENT OF THE PHENOMENON BETWEEN "A" AND "B". THAT IS, SCHEMATICALLY SHOW WHETHER THE MOVEMENT APPEARED TO BE STRAIGHT, CURVED OR ZIG-ZAG. REFER TO SMALLER SKETCH AS AN EXAMPLE OF HOW TO COMPLETE THE LARGER SKETCH.



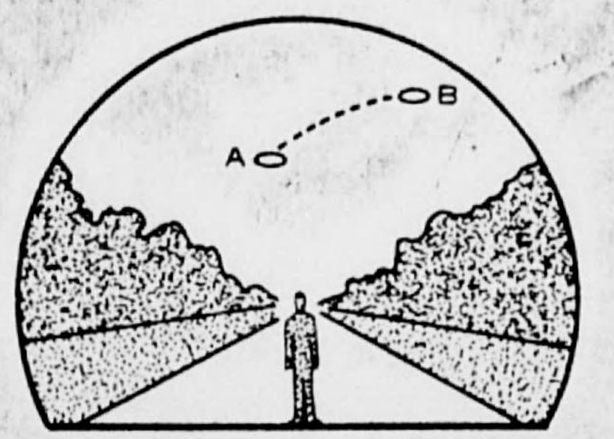

8. WHERE WERE YOU WHEN YOU SAW THE PHENOMENON? *(Check appropriate blocks.)*

	OUTDOORS		IN BUSINESS SECTION OF CITY
	IN BUILDING		IN RESIDENTIAL SECTION OF CITY
	IN CAR ☐ AS DRIVER ☐ AS PASSENGER		IN OPEN COUNTRYSIDE
	IN BOAT		NEAR AIRFIELD
	IN AIRPLANE ☐ AS PILOT ☐ AS PASSENGER		FLYING OVER CITY
	OTHER		FLYING OVER OPEN COUNTRY
			OTHER

A. IF YOU WERE IN A VEHICLE, COMPLETE THE FOLLOWING:

WHAT DIRECTION WERE YOU MOVING?

	NORTH		EAST
	SOUTH		WEST
	NORTHEAST		SOUTHEAST
	NORTHWEST		SOUTHWEST

HOW FAST WERE YOU MOVING?

DID YOU STOP ANYTIME WHILE OBSERVING THE PHENOMENON? ☐ YES ☐ NO

EXPLAIN WHETHER SUCH MOVEMENT AFFECTS YOUR SKETCHES IN ITEMS 5 AND 6.

DESCRIBE TYPE OF VEHICLE YOU WERE IN AND TYPE OF ROAD, TERRAIN OR BODY OF WATER YOU TRAVERSED DURING THE SIGHTING. STATE WHETHER WINDOWS OR CONVERTIBLE TOP WERE UP OR DOWN.

HOW MUCH OTHER TRAFFIC WAS THERE?

DID YOU NOTICE ANY AIRPLANES? ☐ YES ☑ NO. IF "YES," DESCRIBE WHEN THEY WERE IN SIGHT RELATIVE TO THE TIME OF SIGHTING THE PHENOMENON AND WHERE THEY WERE IN THE SKY RELATIVE TO THE POSITION OF THE PHENOMENON.

9. HOW LONG WAS THE PHENOMENON IN SIGHT?

LENGTH OF TIME		CERTAIN OF TIME	NOT VERY SURE
1-2 minutes	✓	FAIRLY CERTAIN	JUST A GUESS

HOW WAS TIME DETERMINED?

WAS THE PHENOMENON IN SIGHT CONTINUOUSLY? ☐ YES ☑ NO. IF "NO," INDICATE WHETHER THIS IS DUE TO YOUR MOVEMENT OR THE BEHAVIOR OF THE PHENOMENON, AND DESCRIBE SUCH MOVEMENT OR BEHAVIOR. INDICATE DISAPPEARANCES ON PREVIOUS SKETCHES.

Neither. It went behind a branch of a tree



10. IF THERE WERE MORE THAN ONE PHENOMENON, HOW MANY WERE THERE? DRAW A PICTURE TO SHOW HOW THEY WERE ARRANGED. DID THIS ARRANGEMENT CHANGE DURING THE SIGHTING?

11. CONDITIONS *(Check appropriate blocks.)*

A. SKY		B. WEATHER			
	DAY		CUMULUS CLOUDS *(Low fluffy)*		FOG OR MIST
X	TWILIGHT		CIRRUS CLOUDS *(High fleecy or Herring-bone)*		HEAVY RAIN
	NIGHT				LIGHT RAIN OR DRIZZLE
	CLEAR		NIMBUS CLOUDS *(Rain)*		HAIL
	PARTLY CLOUDY		CUMULONIMBUS CLOUDS *(Thunderstorms)*		SNOW OR SLEET
	COMPLETELY OVERCAST				UNKNOWN
			HAZE OR SMOG		NONE OF THE ABOVE

C. IF THE SIGHTING WAS AT TWILIGHT OR NIGHT, WHAT DID YOU NOTICE ABOUT THE STARS AND MOON?

(1) STARS		(2) MOON		
	NONE		BRIGHT MOONLIGHT	NO MOONLIGHT
	A FEW		MOON WITH HALO	UNKNOWN
	MANY		MOON HIDDEN BY CLOUDS	
	UNKNOWN		PARTIAL *(New or quarter)*	

D. IF SIGHTING WAS IN DAYLIGHT, WAS THE SUN VISIBLE? ☐ YES ☐ NO. IF "YES," WHERE WAS THE SUN AS YOU FACED THE PHENOMENON?

IN FRONT OF YOU		TO YOUR RIGHT	OVERHEAD *(Near noon)*
IN BACK OF YOU		TO YOUR LEFT	UNKNOWN

E. SPECIFY THE MAJOR SOURCE OF ILLUMINATION PRESENT DURING THE SIGHTING, SUCH AS THE SUN, HEADLIGHTS OR STREET LAMP, ETC. FOR TERRESTRIAL ILLUMINATION, SPECIFY DISTANCE TO LIGHT SOURCE.

12. GIVE A BRIEF DESCRIPTION OF THE PHENOMENON, INDICATING WHETHER IT APPEARED DARK OR LIGHT, WHETHER IT REFLECTED LIGHT OR WAS SELF-LUMINOUS AND WHAT COLORS YOU NOTICED. DESCRIBE YOUR IMPRESSION OF WHETHER IT WAS SOLID OR TRANSPARENT, WHETHER EDGES WERE SHARP OR FUZZY. DESCRIBE THE SHAPE OR INDICATE IF IT APPEARED AS A POINT OF LIGHT. INDICATE COMPARISONS WITH OTHER OBSERVED OBJECTS, LIKE STARS, A LIGHT OR OTHER OBJECT IN YOUR FIELD OF VIEW.

It appeared solid, sharp outlined. The shape was a too saucer on top of each other. There was a power pole that the object passed over. It was about ½ size of pole

15. DRAW A PICTURE THAT WILL SHOW THE SHAPE OF THE PHENOMENON. INCLUDE AND LABEL ANY DETAILS THAT MIGHT HAVE APPEARED AS WINGS OR PROTRUSIONS, AND INDICATE EXHAUST OR VAPOR TRAILS. INDICATE BY AN ARROW THE DIRECTION THE PHENOMENON WAS MOVING.



16. WHAT WAS THE ANGULAR SIZE? HOLD A MATCH AT ARM'S LENGTH IN FRONT OF A KNOWN OBJECT, SUCH AS A STREET LAMP OR THE MOON. NOTE HOW MUCH OF THE OBJECT IS COVERED BY THE HEAD OF THE MATCH. NOW IF YOU HAD BEEN ABLE TO PERFORM THIS EXPERIMENT AT THE TIME OF THE SIGHTING, ESTIMATE WHAT FRACTION OF THE PHENOMENON WOULD HAVE BEEN COVERED BY THE MATCH HEAD.

1/5



15. DRAW A PICTURE THAT WILL SHOW THE SHAPE OF THE PHENOMENON. INCLUDE AND LABEL ANY DETAILS THAT MIGHT HAVE APPEARED AS WINGS OR PROTRUSIONS, AND INDICATE EXHAUST OR VAPOR TRAILS. INDICATE BY AN ARROW THE DIRECTION THE PHENOMENON WAS MOVING.



16. WHAT WAS THE ANGULAR SIZE? HOLD A MATCH AT ARM'S LENGTH IN FRONT OF A KNOWN OBJECT, SUCH AS A STREET LAMP OR THE MOON. NOTE HOW MUCH OF THE OBJECT IS COVERED BY THE HEAD OF THE MATCH. NOW IF YOU HAD BEEN ABLE TO PERFORM THIS EXPERIMENT AT THE TIME OF THE SIGHTING, ESTIMATE WHAT FRACTION OF THE PHENOMENON WOULD HAVE BEEN COVERED BY THE MATCH HEAD.

1/5



27. INFORMATION WHICH YOU FEEL IS PERTINENT BUT WHICH IS NOT ADEQUATELY COVERED IN THIS QUESTIONNAIRE, ALTERNATIVELY PROVIDE A NARRATIVE EXPLANATION OF THE SIGHTING.

Observation is appro of 10 July 8

TO:

WRIGHT PATTERSON AIR FORCE BASE

PROJECT BIEBOOK

D EAR SIRS:

Six days ago when I was laying in bed Ibecame restless. So I rolled over and looked ot my window.I was watching the skys on the opsite side of the MiamiR-River when my attention was attracted to A glowing disk shaped ob ject appearing from the Sotheast. At its closest it was abot fortyft. long . Icalled my brother . As we A s we watched in amaz ment the object moved slowly across some kin d of electrical station . Then it as it reached the end of the station it van ish ed . J st as if it had trned off its light. We had the object in sight for at least A minte and ½. It made no sond what ev er. The time that we saw the object was b etween IO. IO an d :IO:20 B ECASE I saw the clock b efore I trn ed in.

P.M.

S incerly;

P.S. I WILL INCLDE DRAWIN G OF OBJECT


1.
First saw object
Called Brother
where object turned off light and Vanished
across River
Power station
Levy
Backyard
Screen
Tree on opposite side of Levy
Between 10:10 P.M. & 10:20 P.M.
window Divider
when object was sighted
Neighbors Garage

8. WHERE WERE YOU WHEN YOU SAW THE PHENOMENON? *(Check appropriate blocks.)*

✓	OUTDOORS on a balcony		IN BUSINESS SECTION OF CITY
	IN BUILDING	✓	IN RESIDENTIAL SECTION OF CITY
	IN CAR ☐ AS DRIVER ☐ AS PASSENGER		IN OPEN COUNTRYSIDE
	IN BOAT		NEAR AIRFIELD
	IN AIRPLANE ☐ AS PILOT ☐ AS PASSENGER		FLYING OVER CITY
	OTHER		FLYING OVER OPEN COUNTRY
			OTHER

A. IF YOU WERE IN A VEHICLE, COMPLETE THE FOLLOWING:

WHAT DIRECTION WERE YOU MOVING?

	NORTH		EAST
	SOUTH		WEST
	NORTHEAST		SOUTHEAST
	NORTHWEST		SOUTHWEST

HOW FAST WERE YOU MOVING?

DID YOU STOP ANYTIME WHILE OBSERVING THE PHENOMENON? ☐ YES ☐ NO

EXPLAIN WHETHER SUCH MOVEMENT AFFECTS YOUR SKETCHES IN ITEMS 5 AND 6.

DESCRIBE TYPE OF VEHICLE YOU WERE IN AND TYPE OF ROAD, TERRAIN OR BODY OF WATER YOU TRAVERSED DURING THE SIGHTING. STATE WHETHER WINDOWS OR CONVERTIBLE TOP WERE UP OR DOWN.

HOW MUCH OTHER TRAFFIC WAS THERE?

DID YOU NOTICE ANY AIRPLANES? ☐ YES ☑ NO. IF "YES," DESCRIBE WHEN THEY WERE IN SIGHT RELATIVE TO THE TIME OF SIGHTING THE PHENOMENON AND WHERE THEY WERE IN THE SKY RELATIVE TO THE POSITION OF THE PHENOMENON.

9. HOW LONG WAS THE PHENOMENON IN SIGHT?

LENGTH OF TIME				
5 minutes		CERTAIN OF TIME		NOT VERY SURE
	✓	FAIRLY CERTAIN		JUST A GUESS

HOW WAS TIME DETERMINED?

estimate

WAS THE PHENOMENON IN SIGHT CONTINUOUSLY? ☑ YES ☐ NO. IF "NO," INDICATE WHETHER THIS IS DUE TO YOUR MOVEMENT OR THE BEHAVIOR OF THE PHENOMENON, AND DESCRIBE SUCH MOVEMENT OR BEHAVIOR. INDICATE DISAPPEARANCES ON PREVIOUS SKETCHES.

15. DRAW A PICTURE THAT WILL SHOW THE SHAPE OF THE PHENOMENON. INCLUDE AND LABEL ANY DETAILS THAT MIGHT HAVE APPEARED AS WINGS OR PROTRUSIONS, AND INDICATE EXHAUST OR VAPOR TRAILS. INDICATE BY AN ARROW THE DIRECTION THE PHENOMENON WAS MOVING.

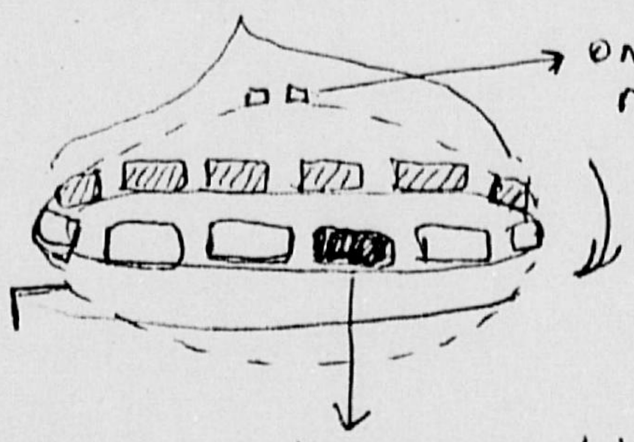

16. WHAT WAS THE ANGULAR SIZE? HOLD A MATCH AT ARM'S LENGTH IN FRONT OF A KNOWN OBJECT, SUCH AS A STREET LAMP OR THE MOON. NOTE HOW MUCH OF THE OBJECT IS COVERED BY THE HEAD OF THE MATCH. NOW IF YOU HAD BEEN ABLE TO PERFORM THIS EXPERIMENT AT THE TIME OF THE SIGHTING, ESTIMATE WHAT FRACTION OF THE PHENOMENON WOULD HAVE BEEN COVERED BY THE MATCH HEAD.

1/2 would have been covered

This is just a guess, but this object might have been twice the size of a small, one-engine plane.

13. DID THE PHENOMENON	YES	NO	UNKNOWN
MOVE IN A STRAIGHT LINE?	✓		
STAND STILL AT ANYTIME?		✓	
SUDDENLY SPEED UP AND RUN AWAY?		✓	
BREAK UP IN PARTS AND EXPLODE?		✓	
CHANGE COLOR?		✓	
GIVE OFF SMOKE?		✓	
CHANGE BRIGHTNESS?		✓	
CHANGE SHAPE?	✓	✓	
FLASH OR FLICKER?	✓	✓	
DISAPPEAR AND REAPPEAR?		✓	
SPIN LIKE A TOP?	✓		
MAKE A NOISE?		✓	
FLUTTER OR WOBBLE?		✓	

14. WHAT DREW YOUR ATTENTION TO THE PHENOMENON?

Because it was very dark outside and the thing was so large and bright that you couldn't miss it.

A. HOW DID IT FINALLY DISAPPEAR?

The side of the building goes straight out from the balcony and it finally cut off the view of this object

B. DID THE PHENOMENON MOVE BEHIND OR IN FRONT OF SOMETHING, LIKE A CLOUD, TREE, OR BUILDING AT ANY TIME?
☐ YES ☒ NO. IF "YES," DESCRIBE.

22. HAVE YOU EVER SEEN THIS OR A SIMILAR PHENOMENON BEFORE? ☐ YES ☑ NO. IF "YES," GIVE DATE AND LOCATION.

23. WAS ANYONE WITH YOU AT THE TIME YOU SAW THE PHENOMENON? ☑ YES ☐ NO. IF "YES," DID THEY SEE IT TOO? ☑ YES ☐ NO.

A. LIST THEIR NAMES AND ADDRESSES

[redacted]
Cincinnati, Ohio 45224

24. GIVE THE FOLLOWING INFORMATION ABOUT YOURSELF

LAST NAME, FIRST NAME, MIDDLE NAME [redacted]

ADDRESS (Street, City, State and Zip Code) [redacted] Cincinnati, Ohio 45224

TELEPHONE (Area code and number) [redacted]

AGE		MALE		FEMALE
17			✓	

ADDITIONAL INFORMATION INCLUDING OCCUPATION AND ANY EXPERIENCE WHICH MAY BE PERTINENT.

25. WHEN AND TO WHOM DID YOU REPORT THAT YOU HAD SIGHTED THIS PHENOMENON?

NAME Wright-Patterson AFB DAY 20 MONTH July YEAR 1963

26. DATE YOU COMPLETED THIS QUESTIONNAIRE.

DAY 1 MONTH August YEAR 1968

17. DID YOU OBSERVE THE PHENOMENON THROUGH ANY OF THE FOLLOWING? INCLUDE INFORMATION ON MODEL, TYPE, FILTER, LENS PRESCRIPTION OR OTHER APPLICABLE DATA. no to all

☐	EYEGLASSES	☐	CAMERA VIEWER
☐	SUNGLASSES	☐	BINOCULARS
☐	WINDSHIELD	☐	TELESCOPE
☐	SIDE WINDOW OF VEHICLE	☐	THEODOLITE
☐	WINDOWPANE	☐	OTHER

A. DO YOU ORDINARILY WEAR GLASSES? ☐ YES ☑ NO

B. DO YOU USE READING GLASSES? ☐ YES ☑ NO

18. WHAT WAS YOUR IMPRESSION OF THE SPEED OF THE PHENOMENON? GIVE ESTIMATE OF SPEED 100 - 150 mph

19. WHAT WAS YOUR IMPRESSION OF THE DISTANCE OF THE PHENOMENON? GIVE ESTIMATE OF DISTANCE 2 miles

20. IN ORDER THAT WE MAY OBTAIN AS CLEAR A PICTURE AS POSSIBLE OF WHAT YOU SAW, DESCRIBE IN YOUR OWN WORDS A COMMON OBJECT OR OBJECTS WHICH, WHEN PLACED IN THE SKY, SIMILAR TO WHERE YOU NOTED THE PHENOMENON, WOULD BEAR SOME RESEMBLANCE TO WHAT YOU SAW. DESCRIBE SIMILARITIES AND DIFFERENCES BETWEEN THE COMMON OBJECT AND WHAT YOU SAW.

It looked like the restaurant at the Seattle World's Fair, only with lights shaped like a TV screen, that turned around. But I could only see the lights and get a vague idea of the outline or shape of it.

21. DID YOU NOTICE ANY ODOR, NOISE, OR HEAT EMANATING FROM THE PHENOMENON OR ANY EFFECT ON YOURSELF, ANIMALS OR MACHINERY IN THE VICINITY? ☐ YES ☑ NO. IF "YES," DESCRIBE.

A. DID THE PHENOMENON DISTURB THE GROUND OR LEAVE ANY PHYSICAL EVIDENCE. ☑ YES ☐ NO. IF "YES," DESCRIBE.

At one point (for only a split second) the ground lit up directly below the object and it was the same shape of it.

6A. NOW IMAGINE YOU ARE AT THE CENTER OF THE COMPASS ROSE. PLACE AN "A" ON THE COMPASS TO INDICATE THE DIRECTION TO THE PHENOMENON WHEN FIRST SEEN. PLACE A "B" ON THE COMPASS TO INDICATE THE DIRECTION TO THE PHENOMENON WHEN LAST SEEN.

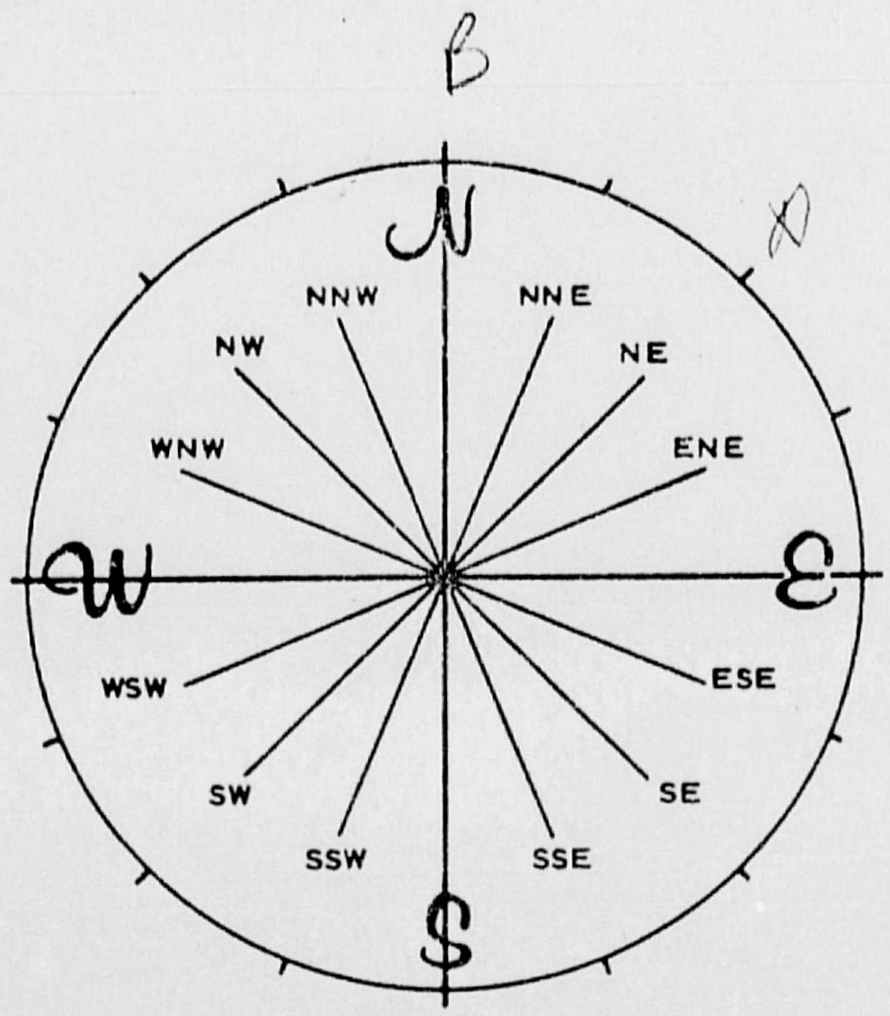

7. IN THE SKETCH BELOW, PLACE AN "A" AT THE POSITION OF THE PHENOMENON WHEN FIRST SEEN, AND A "B" AT THE POSITION OF THE PHENOMENON WHEN LAST SEEN. CONNECT THE "A" AND "B" WITH A LINE TO APPROXIMATE THE MOVEMENT OF THE PHENOMENON BETWEEN "A" AND "B". THAT IS, SCHEMATICALLY SHOW WHETHER THE MOVEMENT APPEARED TO BE STRAIGHT, CURVED OR ZIG-ZAG. REFER TO SMALLER SKETCH AS AN EXAMPLE OF HOW TO COMPLETE THE LARGER SKETCH.

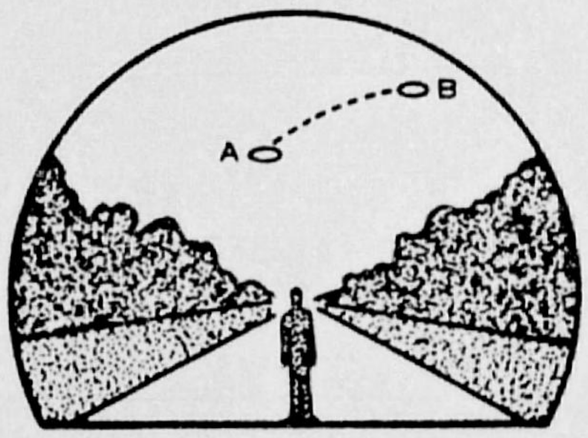



SIGHTING OF UNIDENTIFIED PHENOMENA QUESTIONNAIRE

BUDGET BUREAU APPROVAL NUMBER 21-R288

THIS QUESTIONNAIRE HAS BEEN PREPARED SO THAT YOU CAN GIVE THE U.S. AIR FORCE AS MUCH INFORMATION AS POSSIBLE CONCERNING THE UNIDENTIFIED PHENOMENON THAT YOU HAVE OBSERVED. PLEASE TRY TO ANSWER ALL OF THE QUESTIONS. THE INFORMATION YOU GIVE WILL BE USED FOR RESEARCH PURPOSES. YOUR NAME WILL NOT BE USED IN CONNECTION WITH ANY OF YOUR STATEMENTS OR CONCLUSIONS WITHOUT YOUR PERMISSION. RETURN TO AIR FORCE BASE INVESTIGATOR FOR FORWARDING TO FTD (TDETR), WRIGHT-PATTERSON AFB, OHIO 45433, IAW AFR 80-17. *(IF ADDITIONAL SHEETS ARE NEEDED FOR NARRATIVE OR SKETCHES ATTACH SECURELY TO THIS FORM OR ANNOTATE WITH YOUR NAME FOR IDENTIFICATION.)*

1. WHEN DID YOU SEE THE PHENOMENON?
   DAY 30 MONTH JUL YEAR _____

2. WHAT TIME DID YOU FIRST SIGHT THE PHENOMENON?
   HOUR 10 MINUTES 55 ☐ A.M. ☒ P.M.

3. WHAT TIME DID YOU LAST SIGHT THE PHENOMENON?
   HOUR 10 MINUTES 58 ☐ A.M. ☒ P.M.

4. TIME ZONE ☐ DAYLIGHT SAVINGS ☐ STANDARD
   ☒ EASTERN ☐ CENTRAL ☐ MOUNTAIN ☐ PACIFIC ☐ OTHER

5. WHERE WERE YOU WHEN YOU SAW THE PHENOMENON? IF IN CITY, GIVE THE NEAREST STREET ADDRESS AND INDICATE ON A HAND DRAWN MAP WHERE YOU WERE STANDING WITH REFERENCE TO THE ADDRESS. IF IN THE COUNTRY, IDENTIFY THE HIGHWAY YOU WERE ON OR NEAR AND TRY TO FIX A DISTANCE AND DIRECTION FROM SOME RECOGNIZABLE LANDMARK.

on balcony at home

6. IMAGINE YOU ARE AT THE POINT SHOWN IN THE SKETCH, PLACE AN "A" ON THE CURVED LINE TO SHOW HOW HIGH THE PHENOMENON WAS ABOVE THE HORIZON, OR SKYLINE, WHEN FIRST SEEN. PLACE A "B" ON THE SAME CURVED LINE TO SHOW HOW HIGH ABOVE THE HORIZON THE PHENOMENON WAS WHEN LAST SEEN.

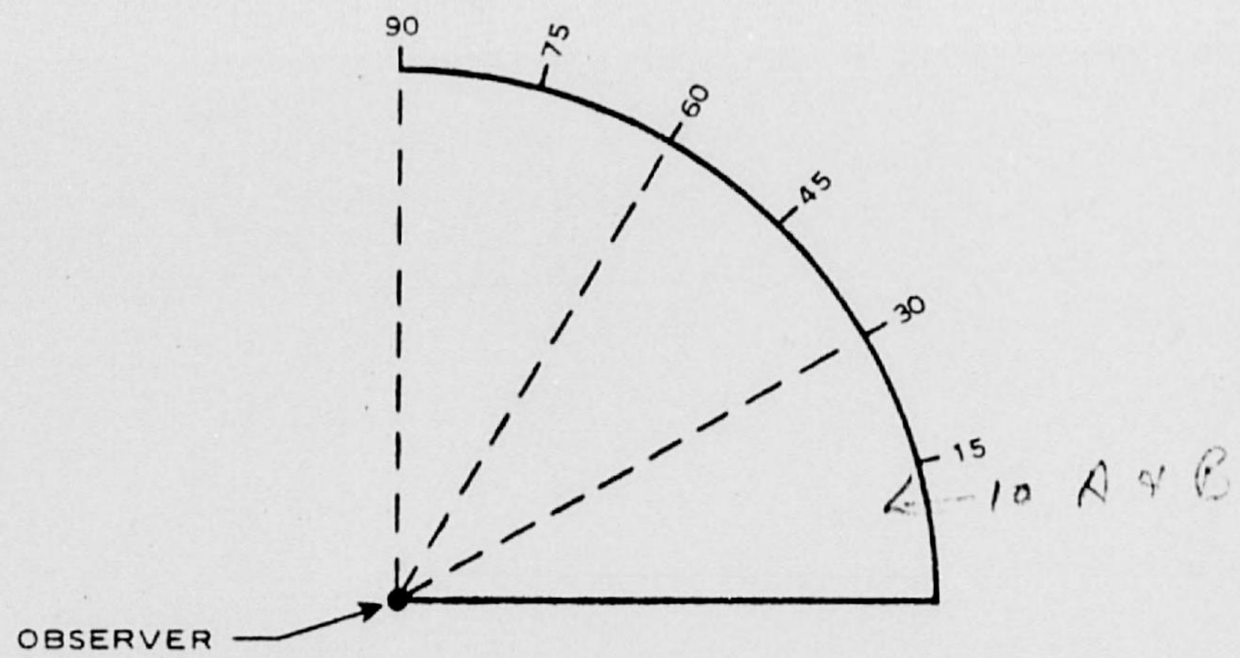

AF FORM AUG 67 117

10. IF THERE WERE MORE THAN ONE PHENOMENON, HOW MANY WERE THERE? DRAW A PICTURE TO SHOW HOW THEY WERE ARRANGED. DID THIS ARRANGEMENT CHANGE DURING THE SIGHTING?

11. CONDITIONS *(Check appropriate blocks.)*

A. SKY		B. WEATHER			
	DAY		CUMULUS CLOUDS *(Low fluffy)*		FOG OR MIST
	TWILIGHT		CIRRUS CLOUDS *(High fleecy or Herring-bone)*		HEAVY RAIN
	NIGHT				LIGHT RAIN OR DRIZZLE
✓	CLEAR		NIMBUS CLOUDS *(Rain)*		HAIL
	PARTLY CLOUDY		CUMULONIMBUS CLOUDS *(Thunderstorms)*		SNOW OR SLEET
	COMPLETELY OVERCAST				UNKNOWN
			HAZE OR SMOG	✓	NONE OF THE ABOVE

C. IF THE SIGHTING WAS AT TWILIGHT OR NIGHT, WHAT DID YOU NOTICE ABOUT THE STARS AND MOON?

(1) STARS		(2) MOON			
	NONE		BRIGHT MOONLIGHT	✓	NO MOONLIGHT
✓	A FEW		MOON WITH HALO		UNKNOWN
	MANY		MOON HIDDEN BY CLOUDS		
	UNKNOWN		PARTIAL *(New or quarter)*		

D. IF SIGHTING WAS IN DAYLIGHT, WAS THE SUN VISIBLE? ☐ YES ☐ NO. IF "YES," WHERE WAS THE SUN AS YOU FACED THE PHENOMENON?

	IN FRONT OF YOU		TO YOUR RIGHT		OVERHEAD *(Near noon)*
	IN BACK OF YOU		TO YOUR LEFT		UNKNOWN

E. SPECIFY THE MAJOR SOURCE OF ILLUMINATION PRESENT DURING THE SIGHTING, SUCH AS THE SUN, HEADLIGHTS OR STREET LAMP, ETC. FOR TERRESTRIAL ILLUMINATION, SPECIFY DISTANCE TO LIGHT SOURCE.

12. GIVE A BRIEF DESCRIPTION OF THE PHENOMENON, INDICATING WHETHER IT APPEARED DARK OR LIGHT, WHETHER IT REFLECTED LIGHT OR WAS SELF-LUMINOUS AND WHAT COLORS YOU NOTICED. DESCRIBE YOUR IMPRESSION OF WHETHER IT WAS SOLID OR TRANSPARENT, WHETHER EDGES WERE SHARP OR FUZZY. DESCRIBE THE SHAPE OR INDICATE IF IT APPEARED AS A POINT OF LIGHT. INDICATE COMPARISONS WITH OTHER OBSERVED OBJECTS, LIKE STARS, A LIGHT OR OTHER OBJECT IN YOUR FIELD OF VIEW.

LIGHT

SOLID

TRANSPARENT

FLUORESCENT ORB

8. WHERE WERE YOU WHEN YOU SAW THE PHENOMENON? *(Check appropriate blocks.)*

✓	OUTDOORS		IN BUSINESS SECTION OF CITY
	IN BUILDING	✓	IN RESIDENTIAL SECTION OF CITY
	IN CAR ☐ AS DRIVER ☐ AS PASSENGER		IN OPEN COUNTRYSIDE
	IN BOAT		NEAR AIRFIELD
	IN AIRPLANE ☐ AS PILOT ☐ AS PASSENGER		FLYING OVER CITY
	OTHER		FLYING OVER OPEN COUNTRY
			OTHER

A. IF YOU WERE IN A VEHICLE, COMPLETE THE FOLLOWING:

WHAT DIRECTION WERE YOU MOVING?

	NORTH		EAST
	SOUTH		WEST
	NORTHEAST		SOUTHEAST
	NORTHWEST		SOUTHWEST

HOW FAST WERE YOU MOVING?

DID YOU STOP ANYTIME WHILE OBSERVING THE PHENOMENON? ☐ YES ☐ NO

EXPLAIN WHETHER SUCH MOVEMENT AFFECTS YOUR SKETCHES IN ITEMS 5 AND 6.

DESCRIBE TYPE OF VEHICLE YOU WERE IN AND TYPE OF ROAD, TERRAIN OR BODY OF WATER YOU TRAVERSED DURING THE SIGHTING. STATE WHETHER WINDOWS OR CONVERTIBLE TOP WERE UP OR DOWN.

HOW MUCH OTHER TRAFFIC WAS THERE?

DID YOU NOTICE ANY AIRPLANES? ☐ YES ☐ NO. IF "YES," DESCRIBE WHEN THEY WERE IN SIGHT RELATIVE TO THE TIME OF SIGHTING THE PHENOMENON AND WHERE THEY WERE IN THE SKY RELATIVE TO THE POSITION OF THE PHENOMENON.

9. HOW LONG WAS THE PHENOMENON IN SIGHT?

LENGTH OF TIME 5 min		CERTAIN OF TIME		NOT VERY SURE
		FAIRLY CERTAIN	✓	JUST A GUESS

HOW WAS TIME DETERMINED?

WAS THE PHENOMENON IN SIGHT CONTINUOUSLY? ☐ YES ☐ NO. IF "NO," INDICATE WHETHER THIS IS DUE TO YOUR MOVEMENT OR THE BEHAVIOR OF THE PHENOMENON, AND DESCRIBE SUCH MOVEMENT OR BEHAVIOR. INDICATE DISAPPEARANCES ON PREVIOUS SKETCHES.

15. DRAW A PICTURE THAT WILL SHOW THE SHAPE OF THE PHENOMENON. INCLUDE AND LABEL ANY DETAILS THAT MIGHT HAVE APPEARED AS WINGS OR PROTRUSIONS, AND INDICATE EXHAUST OR VAPOR TRAILS. INDICATE BY AN ARROW THE DIRECTION THE PHENOMENON WAS MOVING.



16. WHAT WAS THE ANGULAR SIZE? HOLD A MATCH AT ARM'S LENGTH IN FRONT OF A KNOWN OBJECT, SUCH AS A STREET LAMP OR THE MOON. NOTE HOW MUCH OF THE OBJECT IS COVERED BY THE HEAD OF THE MATCH. NOW IF YOU HAD BEEN ABLE TO PERFORM THIS EXPERIMENT AT THE TIME OF THE SIGHTING, ESTIMATE WHAT FRACTION OF THE PHENOMENON WOULD HAVE BEEN COVERED BY THE MATCH HEAD.

ALL

13. DID THE PHENOMENON	YES	NO	UNKNOWN
MOVE IN A STRAIGHT LINE?	✓		
STAND STILL AT ANY TIME?		✓	
SUDDENLY SPEED UP AND RUN AWAY?		✓	
BREAK UP IN PARTS AND EXPLODE?		✓	
CHANGE COLOR?		✓	
GIVE OFF SMOKE?		✓	
CHANGE BRIGHTNESS?		✓	
CHANGE SHAPE?		✓	
FLASH OR FLICKER?	✓		
DISAPPEAR AND REAPPEAR?		✓	
SPIN LIKE A TOP?	✓		
MAKE A NOISE?		✓	
FLUTTER OR WOBBLE?		✓	

14. WHAT DREW YOUR ATTENTION TO THE PHENOMENON?

JUST LOOKED UP

A. HOW DID IT FINALLY DISAPPEAR?

BEHIND BUILDING

B. DID THE PHENOMENON MOVE BEHIND OR IN FRONT OF SOMETHING, LIKE A CLOUD, TREE, OR BUILDING AT ANY TIME?
☐ YES ☐ NO. IF "YES," DESCRIBE.

11

22. HAVE YOU EVER SEEN THIS OR A SIMILAR PHENOMENON BEFORE? ☐ YES ☒ NO. IF "YES," GIVE DATE AND LOCATION.

23. WAS ANYONE WITH YOU AT THE TIME YOU SAW THE PHENOMENON? ☒ YES ☐ NO. IF "YES," DID THEY SEE IT TOO? ☒ YES ☐ NO.

A. LIST THEIR NAMES AND ADDRESSES

[redacted] (3 1570P) (18)

24. GIVE THE FOLLOWING INFORMATION ABOUT YOURSELF

LAST NAME, FIRST NAME, MIDDLE NAME [redacted]

ADDRESS (Street, City, State and Zip Code) [redacted] OHIO 45224

TELEPHONE (Area code and number) [redacted] AGE 17 ☐ MALE ☒ FEMALE

INDICATE ADDITIONAL INFORMATION INCLUDING OCCUPATION AND ANY EXPERIENCE WHICH MAY BE PERTINENT.

SUPP IF WAS not INJURED

25. WHEN AND TO WHOM DID YOU REPORT THAT YOU HAD SIGHTED THIS PHENOMENON?

NAME [illegible] DAY [illegible] MONTH [illegible] YEAR [illegible]

26. DATE YOU COMPLETED THIS QUESTIONNAIRE.

DAY _____ MONTH _____ YEAR _____

17. DID YOU OBSERVE THE PHENOMENON THROUGH ANY OF THE FOLLOWING? INCLUDE INFORMATION ON MODEL, TYPE, FILTER, LENS PRESCRIPTION OR OTHER APPLICABLE DATA.

☐	EYEGLASSES	☐	CAMERA VIEWER
☐	SUNGLASSES	☐	BINOCULARS
☐	WINDSHIELD	☐	TELESCOPE
☐	SIDE WINDOW OF VEHICLE	☐	THEODOLITE
☐	WINDOWPANE	☐	OTHER

A. DO YOU ORDINARILY WEAR GLASSES? ☐ YES ☑ NO

B. DO YOU USE READING GLASSES? ☐ YES ☑ NO

18. WHAT WAS YOUR IMPRESSION OF THE SPEED OF THE PHENOMENON? GIVE ESTIMATE OF SPEED SIMILL PLANE

19. WHAT WAS YOUR IMPRESSION OF THE DISTANCE OF THE PHENOMENON? GIVE ESTIMATE OF DISTANCE 1-1½ MI

20. IN ORDER THAT WE MAY OBTAIN AS CLEAR A PICTURE AS POSSIBLE OF WHAT YOU SAW, DESCRIBE IN YOUR OWN WORDS A COMMON OBJECT OR OBJECTS WHICH, WHEN PLACED IN THE SKY, SIMILAR TO WHERE YOU NOTED THE PHENOMENON, WOULD BEAR SOME RESEMBLANCE TO WHAT YOU SAW. DESCRIBE SIMILARITIES AND DIFFERENCES BETWEEN THE COMMON OBJECT AND WHAT YOU SAW.

21. DID YOU NOTICE ANY ODOR, NOISE, OR HEAT EMANATING FROM THE PHENOMENON OR ANY EFFECT ON YOURSELF, ANIMALS OR MACHINERY IN THE VICINITY? ☐ YES ☑ NO. IF "YES," DESCRIBE.

A. DID THE PHENOMENON DISTURB THE GROUND OR LEAVE ANY PHYSICAL EVIDENCE. ☑ YES ☐ NO. IF "YES," DESCRIBE.

JUST SAW THE LIGHTS
EAST ON THE GROUND

DAYTON DAILY NEWS 10 July 68

BATTLEFIELD LIGHTS BEING TESTED

Not Saucers, Just Lit-Up Planes

If that little airplane carrying a lighted advertising sign brought on a rash of flying saucer reports last week, the UFO experts had better brace themselves Monday night.

An airplane carrying a battery of high-intensity floodlights is expected to arrive at Wright-Patterson Air Force base, possibly around 9:30 or 10 p.m., with all lights blazing.

THE C-130 HERCULES is equipped with 28 xenon arc lamps and reflectors for lighting battlefield areas, such as those in Vietnam.

It is coming to WPAFB for flight tests from Greenville, Tex., where the lights were installed by LTV Electrosystems.

"It's a startling sight," one Aeronautical Systems division official said. "At 2,000 or 3,000 feet altitude, the lights can make it nearly as bright as day."

CALLED BIAS—for battlefield illumination airborne subsystem—the lights can bring instant dawn to a wide area of the battlefield.

Each of the 28 lights is said to be 25 times more powerful than a locomotive headlight. Altogether they give out more than six million candlepower.

The lights, mounted in pods on the forward part of the C-130, may replace air-dropped pyrotechnic parachute flares that are now used to light Vietnam combat areas.

FLYING AT 5,000 feet, the plane can illuminate an area about a mile in diameter at 20 times the brightness of full moonlight.

Project officer for BIAS is Maj. William S. Paul of 7111 Moberly Dr.

The Air Force in 1966 tested an earlier version of battlefield floodlights, mounted in the belly of a C-123 Provider transport.

7 JUL 68

VIEWERS DISAPPOINTED

It Looked Like a Saucer, Only It Didn't Woosh

"Now I'm not crazy and I don't believe in UFO's, but I just can't explain this," the excited man said as he called to report strange lights in the sky over Dayton Friday night.

A spokesman from Wright-Patterson Air Force base said calls reporting flying saucers came throughout the night and continued Saturday morning.

"It didn't look like a plane. It was round and spinning, not rapidly, and there were lights around the edge," Mrs. Richard Bohachek of 86 E. Dixon Ave. said.

"I WAS WAITING for it to go "woosh" so I could say it was one (a flying saucer), but it just disappeared behind some trees," she said, sounding disappointed.

"I find myself not believing reports of UFOs but I'm still of the school that believes it just might be possible," Mrs. Bohachek said.

Was it? Could it be?

The WPAFB spokesman explained the lights by saying that an automobile dealer in Miamisburg was using a plane pulling a revolving lighted sign for advertisement.

"BUT WE CAN'T SAY for sure," the spokesman said. "Someone from our UFO office will have to investigate the reports, so we just can't say what it was."

Bill Auferman, sales manager of Stueve Ford in Miamisburg, said the flying sign was in the air Friday night and should be in use this week end.

"We've been using it for four or five weeks and nobody has called before," Auferman said.

DAYTON JOURNAL HERALD 15 July 1968

No UFO, But There's A Message!

By Henry Scarupa
Journal Herald Staff Writer

When Kurt Miller takes to the air evenings over Dayton in his Cessna 172, people begin to see flying saucers.

The phone rings repeatedly at the Wright-Patterson Air Force base (WPAFB) command post with reports of strange blinking lights.

The next day, Lt. Col. Hector Quintanilla Jr., head of Project Bluebook at WPAFB which checks on UFOs (unidentified flying objects), calls Montgomery county airport to ask if the single-engine plane was up the night before.

Miller, 25, a tall, lanky commercial pilot from Lebanon flies for Barnes aerial advertising, based at the airport.

Attached to the underside of the high-wing monoplane he pilots is an 8x37-foot frame, supporting 300 six-volt lights. Actuated by a perforated tape, which operates from a console in the cabin, the aerial "billboard" spells out a continuous advertising message in bright lights, something like news reports in New York City's Times Square.

With good visibility, the flashing message can be seen from the ground within a half-mile to a mile radius of the plane, according to Miller. It takes from 15 to 20 seconds for a typical 40-letter message to run.

Against the blackness of a dark night, the words appear to be punched out of the sky itself.

Miller generally holds the plane's speed to about 65 MPH as he flies lazily at 1,000 to 1,400 feet overhead. To people below, surrounded by street noises, the plane's 145 horsepower engine is barely audible.

The UFO alarm is usually sounded by individuals too far away to read the message, but close enough to discern the flashing lights moving mysteriously across the sky.

Recently a Journal Herald reporter accompanied Miller on a flight over Dayton, serving as a crew member handling the advertising console.

At 9:30 p.m. as dusk was falling, Miller guided the small red and white plane into the air, and leveled off at 1,400 feet.

Below tens of thousands of lights blinked as if in response to the white lights flashing on the plane's underside. The advertising that night was for a Miamisburg car dealer.

Miller pointed ahead to a heavy cluster of lights strething northward like a string of jewels —I-75 and Main street. The plane droned on over Third and Main streets, past the darkened mass of the Great Miami river and over brightly lighted Kettering field ball diamonds and tennis courts.

"I try to cover all the main streets by 10:30," Miller said. "After that people are at home and in their backyards. Then I cove rthe residential areas and the suburbs."

To thoroughly "saturate" Dayton would take from four to five hours, Miller estimated.

Making radio contact with Cox Municipal airport, Miller told the tower he would be in the southeast quadrant for the next 15 minutes. This information, in turn, was relayed by the tower, to planes leaving and arriving at Cox.

Miller's job frequently takes him to Indianapolis, northern Kentucky and Cincinnati, where recently he circled Crosley field for an hour during a night baseball game.

"I had three messages that night," Miller said. "Between flying and working the console I was busier than a one-armed paperhanger."

He says there was no time to watch the game.

Miller has also flown longer contract jobs over Chicago, Baltimore and Washington, D.C. There are only 10 aircraft of this type in the country, he said.

Before moving into a new area, Miller tries to make at least one daytime flight to orient himself and to observe danger points to avoid, such as tall smokestacks and T Vtowers.

Swinging westward over Dayton, Miller approached the 1,104 foot antenna of WHIO-TV. Red lights blinked aminously on the side of the steel-frame structure. Miller veered sharply away to safety.

Being a "UFO" pilot has other hazards, Miller said. Several years ago a farmer blasted a shotgun at an advertising plane flown by Miller's boss, Dale Barnes. The slug tore a hole through a wing four feet away from a gasoline tank, but failed to hit a vital part.

From time to time Miller gets an irate phone call from a Middletown woman who identifies herself as a member of a society that believes in UFO's. She calls Miller a "front" for the Air Force, arguing that the military wants to becloud the fact there are true UFO's visiting earth.

Miller, who flies two or three hours an evening, likes night flying.

"I guess it's the lights," he remarked. "It's like Christmas every day. When you look down at night, everything seems beautiful."

DAYTON JOURNAL HERALD 15 July 1968

No UFO, But There's A Message!

By Henry Scarupa
Journal Herald Staff Writer

When Kurt Miller takes to the air evenings over Dayton in his Cessna 172, people begin to see flying saucers.

The phone rings repeatedly at the Wright-Patterson Air Force base (WPAFB) command post with reports of strange blinking lights.

The next day, Lt. Col. Hector Quintanilla Jr., head of Project Bluebook at WPAFB which checks on UFOs (unidentified flying objects), calls Montgomery county airport to ask if the single-engine plane was up the night before.

Miller, 25, a tall, lanky commercial pilot from Lebanon flies for Barnes aerial advertising, based at the airport.

Attached to the underside of the high-wing monoplane he pilots is an 8x37-foot frame, supporting 300 six-volt lights. Actuated by a perforated tape, which operates from a console in the cabin, the aerial "billboard" spells out a continuous advertising message in bright lights, something like news reports in New York City's Times Square.

With good visibility, the flashing message can be seen from the ground within a half-mile to a mile radius of the plane, according to Miller. It takes from 15 to 20 seconds for a typical 40-letter message to run.

Against the blackness of a dark night, the words appear to be punched out of the sky itself.

Miller generally holds the plane's speed to about 65 MPH as he flies lazily at 1,000 to 1,400 feet overhead. To people below, surrounded by street noises, the plane's 145 horsepower engine is barely audible.

The UFO alarm is usually sounded by individuals too far away to read the message, but close enough to discern the flashing lights moving mysteriously across the sky.

Recently a Journal Herald reporter accompanied Miller on a flight over Dayton, serving as a crew member handling the advertising console.

At 9:30 p.m. as dusk was falling, Miller guided the small red and white plane into the air, and leveled off at 1,400 feet.

Below tens of thousands of lights blinked as if in response to the white lights flashing on the plane's underside. The advertising that night was for a Miamisburg car dealer.

Miller pointed ahead to a heavy cluster of lights strething northward like a string of jewels —I-75 and Main street. The plane droned on over Third and Main streets, past the darkened mass of the Great Miami river and over brightly lighted Kettering field ball diamonds and tennis courts.

"I try to cover all the main streets by 10:30," Miller said. "After that people are at home and in their backyards. Then I cove rthe residential areas and the suburbs."

To thoroughly "saturate" Dayton would take from four to five hours, Miller estimated.

Making radio contact with Cox Municipal airport, Miller told the tower he would be in the southeast quadrant for the next 15 minutes. This information, in turn, was relayed by the tower, to planes leaving and arriving at Cox.

Miller's job frequently takes him to Indianapolis, northern Kentucky and Cincinnati, where recently he circled Crosley field for an hour during a night baseball game.

"I had three messages that night," Miller said. "Between flying and working the console I was busier than a one-armed paperhanger."

He says there was no time to watch the game.

Miller has also flown longer contract jobs over Chicago, Baltimore and Washington, D.C. There are only 10 aircraft of this type in the country, he said.

Before moving into a new area, Miller tries to make at least one daytime flight to orient himself and to observe danger points to avoid, such as tall smokestacks and T Vtowers.

Swinging westward over Dayton, Miller approached the 1,104 foot antenna of WHIO-TV. Red lights blinked aminously on the side of the steel-frame structure. Miller veered sharply away to safety.

Being a "UFO" pilot has other hazards, Miller said. Several years ago a farmer blasted a shotgun at an advertising plane flown by Miller's boss, Dale Barnes. The slug tore a hole through a wing four feet away from a gasoline tank, but failed to hit a vital part.

From time to time Miller gets an irate phone call from a Middletown woman who identifies herself as a member of a society that believes in UFO's. She calls Miller a "front" for the Air Force, arguing that the military wants to becloud the fact there are true UFO's visiting earth.

Miller, who flies two or three hours an evening, likes night flying.

"I guess it's the lights," he remarked. "It's like Christmas every day. When you look down at night, everything seems beautiful."

20 July 68

19 AUG 1968

TDPT (UFO) Lt Col Quintanilla/70916/mhs/16 Aug 68

UFO Observation, 20 July 1968

Miss K[redacted]

Cincinnati, Ohio 45224

1. The stimulus for your sighting of 20 July 1968 has been identified as an aircraft that had an electrical aerial advertising sign attached to it. The plane is a Cessna 172, can operate at speeds of 50 to 60 mph, and when the sign is lighted, it can be seen as far as 15 miles away. The plane and sign are owned by Barnes Aerial Advertising and operates in the Lexington, Kentucky, Cincinnati, and Dayton, Ohio areas.

2. The inclosed information on electrical advertisers may be of interest to you.

HECTOR QUINTANILLA, Jr, Lt Colonel, USAF
Chief, Aerial Phenomena Office
Aerospace Technologies Division
Production Directorate

1 Atch
Info on Aerial Advertisers

FILE CY

TDPT (UFO) OFFICIAL FILE

2 Jul 68

DEPARTMENT OF THE AIR FORCE
HEADQUARTERS FOREIGN TECHNOLOGY DIVISION (AFSC)
WRIGHT-PATTERSON AIR FORCE BASE, OHIO 45433

REPLY TO ATTN OF: TDPT (UFO)

JUL 23 1968

SUBJECT: UFO Observation, 20 July 1968

TO: [redacted]
Cincinnati, Ohio 45224

Reference your recent unidentified flying object sighting which you reported to the Air Force. The information which we have received is not sufficient for a scientific investigation. Request you complete the attached AF Form 117 and return it in the self-addressed envelope. Thank you for reporting your observation to the Air Force.

HECTOR QUINTANILLA, Jr, Lt Colonel, USAF
Chief, Aerial Phenomena Office
Aerospace Technologies Division
Production Directorate

1 Atch
AF Form 117 w/envelope

6A. NOW IMAGINE YOU ARE AT THE CENTER OF THE COMPASS ROSE. PLACE AN "A" ON THE COMPASS TO INDICATE THE DIRECTION TO THE PHENOMENON WHEN FIRST SEEN. PLACE A "B" ON THE COMPASS TO INDICATE THE DIRECTION TO THE PHENOMENON WHEN LAST SEEN.

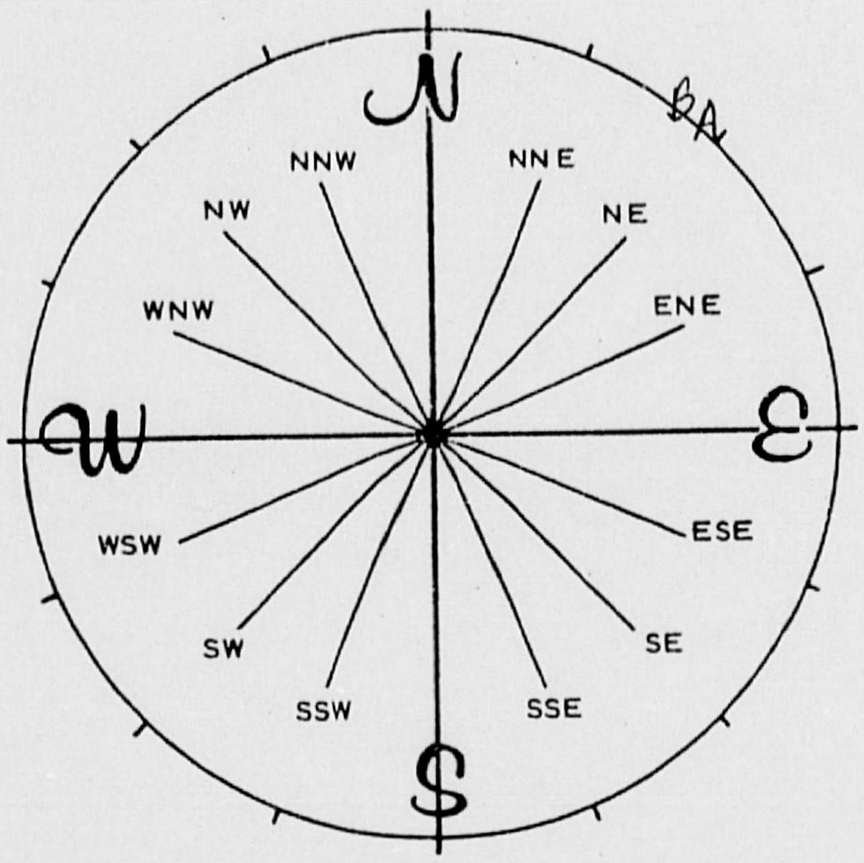

7. IN THE SKETCH BELOW, PLACE AN "A" AT THE POSITION OF THE PHENOMENON WHEN FIRST SEEN, AND A "B" AT THE POSITION OF THE PHENOMENON WHEN LAST SEEN. CONNECT THE "A" AND "B" WITH A LINE TO APPROXIMATE THE MOVEMENT OF THE PHENOMENON BETWEEN "A" AND "B". THAT IS, SCHEMATICALLY SHOW WHETHER THE MOVEMENT APPEARED TO BE STRAIGHT, CURVED OR ZIG-ZAG. REFER TO SMALLER SKETCH AS AN EXAMPLE OF HOW TO COMPLETE THE LARGER SKETCH.



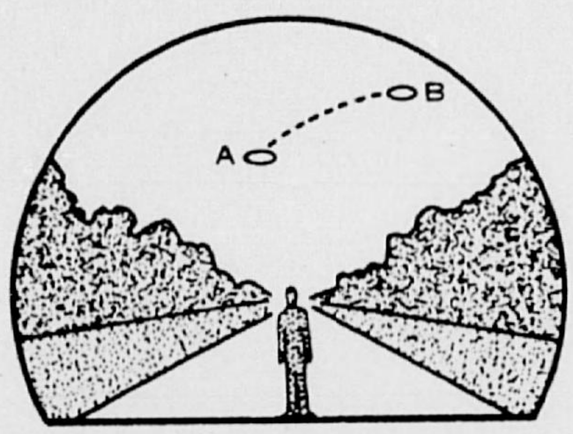

SIGHTING OF UNIDENTIFIED PHENOMENA QUESTIONNAIRE

BUDGET BUREAU APPROVAL NUMBER 21-R258

THIS QUESTIONNAIRE HAS BEEN PREPARED SO THAT YOU CAN GIVE THE U.S. AIR FORCE AS MUCH INFORMATION AS POSSIBLE CONCERNING THE UNIDENTIFIED PHENOMENON THAT YOU HAVE OBSERVED. PLEASE TRY TO ANSWER ALL OF THE QUESTIONS. THE INFORMATION YOU GIVE WILL BE USED FOR RESEARCH PURPOSES YOUR NAME WILL NOT BE USED IN CONNECTION WITH ANY OF YOUR STATEMENTS OR CONCLUSIONS WITHOUT YOUR PERMISSION. RETURN TO AIR FORCE BASE INVESTIGATOR FOR FORWARDING TO FTD (TDETR), WRIGHT-PATTERSON AFB, OHIO 45433, IAW AFR 80-17. *(IF ADDITIONAL SHEETS ARE NEEDED FOR NARRATIVE OR SKETCHES ATTACH SECURELY TO THIS FORM OR ANNOTATE WITH YOUR NAME FOR IDENTIFICATION.)*

1. WHEN DID YOU SEE THE PHENOMENON?
   DAY July 20 MONTH _____ YEAR 1968

2. WHAT TIME DID YOU FIRST SIGHT THE PHENOMENON?
   HOUR 10 MINUTES 50 ☐ A.M. ☑ P.M.

3. WHAT TIME DID YOU LAST SIGHT THE PHENOMENON?
   HOUR 10 MINUTES 55 ☐ A.M. ☑ P.M.

4. TIME ZONE ☑ DAYLIGHT SAVINGS ☐ STANDARD
   ☑ EASTERN ☐ CENTRAL ☐ MOUNTAIN ☐ PACIFIC ☐ OTHER

5. WHERE WERE YOU WHEN YOU SAW THE PHENOMENON? IF IN CITY, GIVE THE NEAREST STREET ADDRESS AND INDICATE ON A HAND DRAWN MAP WHERE YOU WERE STANDING WITH REFERENCE TO THE ADDRESS. IF IN THE COUNTRY, IDENTIFY THE HIGHWAY YOU WERE ON OR NEAR AND TRY TO FIX A DISTANCE AND DIRECTION FROM SOME RECOGNIZABLE LANDMARK.



6. IMAGINE YOU ARE AT THE POINT SHOWN IN THE SKETCH, PLACE AN "A" ON THE CURVED LINE TO SHOW HOW HIGH THE PHENOMENON WAS ABOVE THE HORIZON, OR SKYLINE, WHEN FIRST SEEN. PLACE A "B" ON THE SAME CURVED LINE TO SHOW HOW HIGH ABOVE THE HORIZON THE PHENOMENON WAS WHEN LAST SEEN.

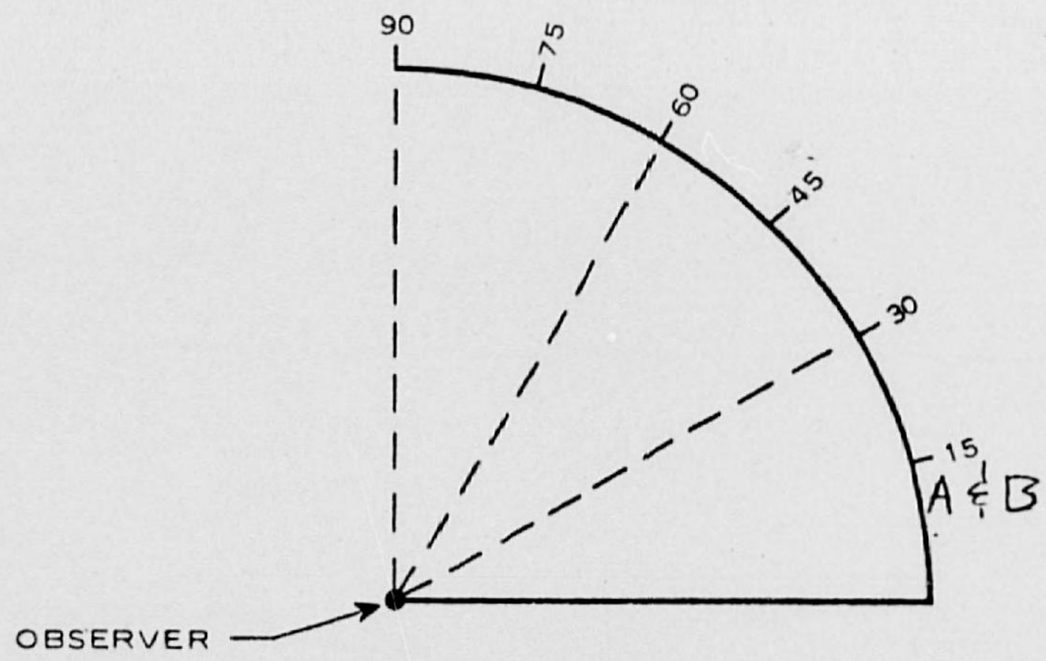

AF FORM AUG 67 117

10. IF THERE WERE MORE THAN ONE PHENOMENON, HOW MANY WERE THERE? DRAW A PICTURE TO SHOW HOW THEY WERE ARRANGED. DID THIS ARRANGEMENT CHANGE DURING THE SIGHTING?

11. CONDITIONS *(Check appropriate blocks.)*

A. SKY		B. WEATHER			
	DAY		CUMULUS CLOUDS *(Low fluffy)*		FOG OR MIST
	TWILIGHT		CIRRUS CLOUDS *(High fleecy or Herring-bone)*		HEAVY RAIN
✓	NIGHT				LIGHT RAIN OR DRIZZLE
	CLEAR		NIMBUS CLOUDS *(Rain)*		HAIL
	PARTLY CLOUDY		CUMULONIMBUS CLOUDS *(Thunderstorms)*		SNOW OR SLEET
	COMPLETELY OVERCAST				UNKNOWN
			HAZE OR SMOG	✓	NONE OF THE ABOVE

C. IF THE SIGHTING WAS AT TWILIGHT OR NIGHT, WHAT DID YOU NOTICE ABOUT THE STARS AND MOON?

(1) STARS		(2) MOON			
	NONE		BRIGHT MOONLIGHT	✓	NO MOONLIGHT
✓	A FEW		MOON WITH HALO		UNKNOWN
	MANY		MOON HIDDEN BY CLOUDS		
	UNKNOWN		PARTIAL *(New or quarter)*		

D. IF SIGHTING WAS IN DAYLIGHT, WAS THE SUN VISIBLE? ☐ YES ☐ NO. IF "YES," WHERE WAS THE SUN AS YOU FACED THE PHENOMENON?

	IN FRONT OF YOU		TO YOUR RIGHT		OVERHEAD *(Near noon)*
	IN BACK OF YOU		TO YOUR LEFT		UNKNOWN

E. SPECIFY THE MAJOR SOURCE OF ILLUMINATION PRESENT DURING THE SIGHTING, SUCH AS THE SUN, HEADLIGHTS OR STREET LAMP, ETC. FOR TERRESTRIAL ILLUMINATION, SPECIFY DISTANCE TO LIGHT SOURCE.

no illumination, except for the object itself

12. GIVE A BRIEF DESCRIPTION OF THE PHENOMENON, INDICATING WHETHER IT APPEARED DARK OR LIGHT, WHETHER IT REFLECTED LIGHT OR WAS SELF-LUMINOUS AND WHAT COLORS YOU NOTICED. DESCRIBE YOUR IMPRESSION OF WHETHER IT WAS SOLID OR TRANSPARENT, WHETHER EDGES WERE SHARP OR FUZZY. DESCRIBE THE SHAPE OR INDICATE IF IT APPEARED AS A POINT OF LIGHT. INDICATE COMPARISONS WITH OTHER OBSERVED OBJECTS, LIKE STARS, A LIGHT OR OTHER OBJECT IN YOUR FIELD OF VIEW.

Very bright object and self luminous. It was a circle of large lights that revolved and seemed translucent. I saw no edges, just lights, but it could have been shaped like two saucers put together because of the position of the lights. The lights were much larger and brighter than a star.

PROJECT 10073 RECORD

1. DATE - TIME GROUP 30 Jun 68 2130 CDT 1Jul/0230Z	2. LOCATION NEW ALBANY, INDIANA 2
3. SOURCE CIVILIAN	10. CONCLUSION PROBABLE AIRCRAFT
4. NUMBER OF OBJECTS ONE	
5. LENGTH OF OBSERVATION FIVE MINS	11. BRIEF SUMMARY AND ANALYSIS The observer sighted an egg shaped object that had a blue light on it and also four red lights that formed a square.
6. TYPE OF OBSERVATION GROUND VISUAL	COMMENTS: An AF Form 117 was sent to the witness, but he has not returned it as of 3 Sep 68. The observer had been reading UFO literature. In particular about the Scorro, New Mexico sighting. The Stanford Municipal Airport at Lousville, Kentucky is only about ten miles south of New Albany. No one else from the area reported, seeing a similar object, to us for this night. Because of the young age of the observer, his lack of substantiating evidence and his proximity to a large commercial airport, it is felt that he probable saw an aircraft
7. COURSE se	
8. PHOTOS ☐ Yes ☒ No	
9. PHYSICAL EVIDENCE ☐ Yes ☒ No	

[redacted]

FORM
FTD SEP 63 0-329 (TDE) Previous editions of this form may be used.

30 Jun 68

DEPARTMENT OF THE AIR FORCE
HEADQUARTERS FOREIGN TECHNOLOGY DIVISION (AFSC)
WRIGHT-PATTERSON AIR FORCE BASE, OHIO 45433

JUL 11 1968

REPLY TO ATTN OF: TDPT (UFO)

SUBJECT: UFO Observation , 30 June 1968

TO: [redacted] Place
New Albany, Indiana 47150

Your name has been given to the Aerial Phenomena Office (Project Blue Book) as being a witness to an unidentified flying object. If you were a witness to an UFO sighting on 30 June, 1968 would you please complete the attached AF Form 117 and return it in the envelope provided. If you were not a witness to this sighting, would you please make a statement to this effect on the attached form. The information which you provide will be used in evaluating this observation. Thank you for your assistance in this matter.

HECTOR QUINTANILLA, Jr, Lt Colonel, USAF
Chief, Aerial Phenomena Office
Aerospace Technologies Division
Production Directorate

1 Atch
AF Form 117 w/envelope

New Albany is located directly accross the river from Louisville Ky and is only about 10 miles from the Standford municipal airport.

Re Carris. on the

AFR 80-17(C1)

SIGHTING OF UNIDENTIFIED PHENOMENA QUESTIONNAIRE

BUDGET BUREAU APPROVAL NUMBER 21-R259

THIS QUESTIONNAIRE HAS BEEN PREPARED SO THAT YOU CAN GIVE THE U.S. AIR FORCE AS MUCH INFORMATION AS POSSIBLE CONCERNING THE UNIDENTIFIED PHENOMENON THAT YOU HAVE OBSERVED. PLEASE TRY TO ANSWER ALL OF THE QUESTIONS. THE INFORMATION YOU GIVE WILL BE USED FOR RESEARCH PURPOSES. YOUR NAME WILL NOT BE USED IN CONNECTION WITH ANY OF YOUR STATEMENTS OR CONCLUSIONS WITHOUT YOUR PERMISSION. RETURN TO AIR FORCE BASE INVESTIGATOR FOR FORWARDING TO FTD (TDETR), WRIGHT-PATTERSON AFB, OHIO 45433, IAW AFR 80-17. *(IF ADDITIONAL SHEETS ARE NEEDED FOR NARRATIVE OR SKETCHES ATTACH SECURELY TO THIS FORM OR ANNOTATE WITH YOUR NAME FOR IDENTIFICATION.)*

June, 30

1. WHEN DID YOU SEE THE PHENOMENON? DAY 30 MONTH June YEAR 68

2. WHAT TIME DID YOU FIRST SIGHT THE PHENOMENON? HOUR 9 MINUTES 30 ☐ A.M. ■ P.M.

3. WHAT TIME DID YOU LAST SIGHT THE PHENOMENON? HOUR 9 MINUTES 35 ☐ A.M. ■ P.M.

4. TIME/ZONE ■ DAYLIGHT SAVINGS ☐ STANDARD
☐ EASTERN ☐ CENTRAL ☐ MOUNTAIN ☐ PACIFIC ☐ OTHER

5. WHERE WERE YOU WHEN YOU SAW THE PHENOMENON? IF IN CITY, GIVE THE NEAREST STREET ADDRESS AND INDICATE ON A HAND DRAWN MAP WHERE YOU WERE STANDING WITH REFERENCE TO THE ADDRESS. IF IN THE COUNTRY, IDENTIFY THE HIGHWAY YOU WERE ON OR NEAR AND TRY TO FIX A DISTANCE AND DIRECTION FROM SOME RECOGNIZABLE LANDMARK.

313 →(NOT FOR SURE)
WASHINGTON
PLACE
NEW ALBANY
INDINA.



6. IMAGINE YOU ARE AT THE POINT SHOWN IN THE SKETCH, PLACE AN "A" ON THE CURVED LINE TO SHOW HOW HIGH THE PHENOMENON WAS ABOVE THE HORIZON, OR SKYLINE, WHEN FIRST SEEN. PLACE A "B" ON THE SAME CURVED LINE TO SHOW HOW HIGH ABOVE THE HORIZON THE PHENOMENON WAS WHEN LAST SEEN.

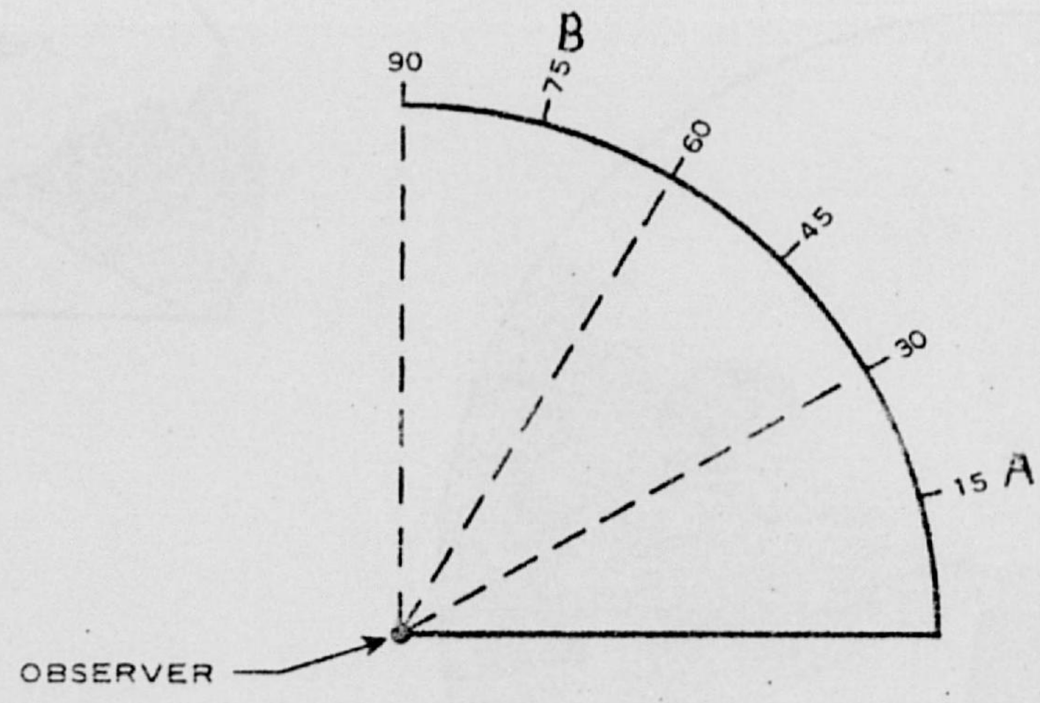

AF FORM AUG 67 117

6A. NOW IMAGINE YOU ARE AT THE CENTER OF THE COMPASS ROSE. PLACE AN "A" ON THE COMPASS TO INDICATE THE DIRECTION TO THE PHENOMENON WHEN FIRST SEEN. PLACE A "B" ON THE COMPASS TO INDICATE THE DIRECTION TO THE PHENOMENON WHEN LAST SEEN.

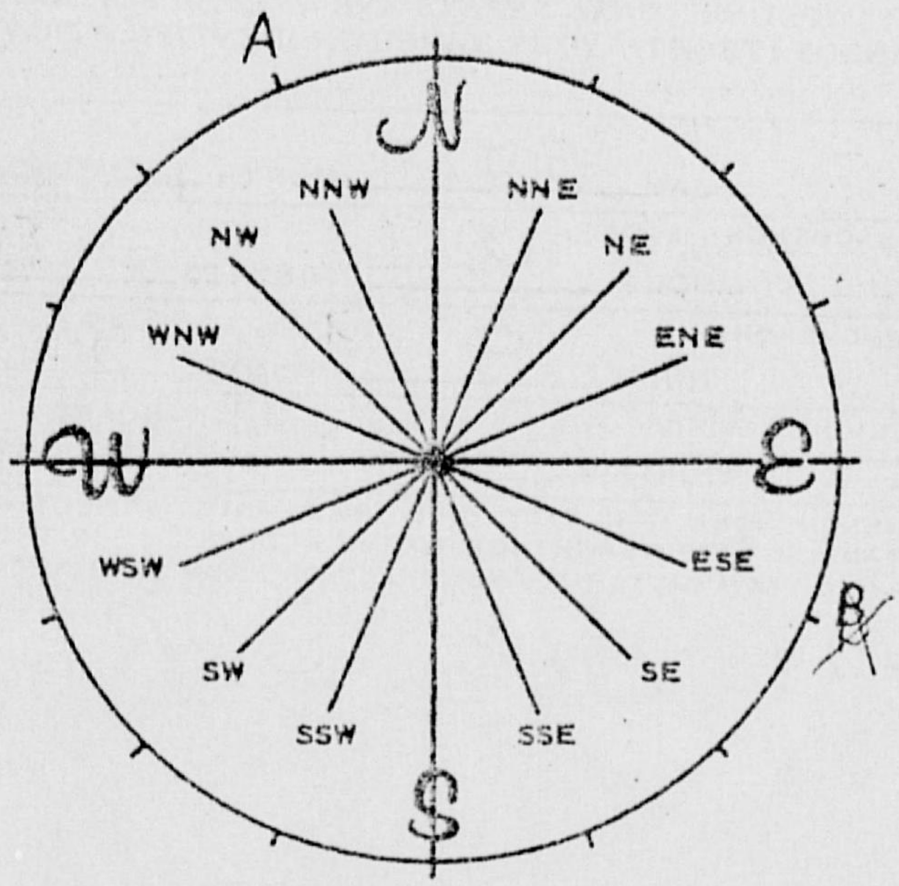

7. IN THE SKETCH BELOW, PLACE AN "A" AT THE POSITION OF THE PHENOMENON WHEN FIRST SEEN, AND A "B" AT THE POSITION OF THE PHENOMENON WHEN LAST SEEN. CONNECT THE "A" AND "B" WITH A LINE TO APPROXIMATE THE MOVEMENT OF THE PHENOMENON BETWEEN "A" AND "B". THAT IS, SCHEMATICALLY SHOW WHETHER THE MOVEMENT APPEARED TO BE STRAIGHT, CURVED OR ZIG-ZAG. REFER TO SMALLER SKETCH AS AN EXAMPLE OF HOW TO COMPLETE THE LARGER SKETCH.

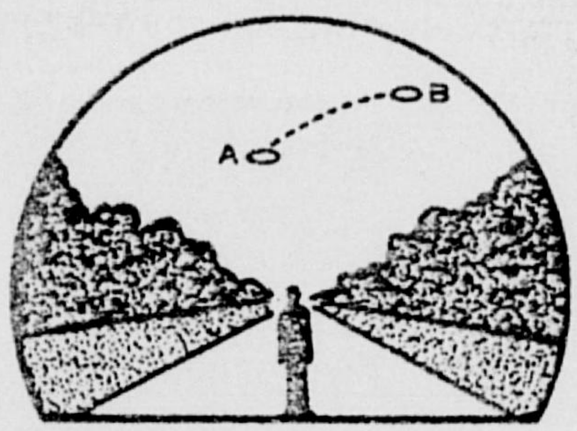

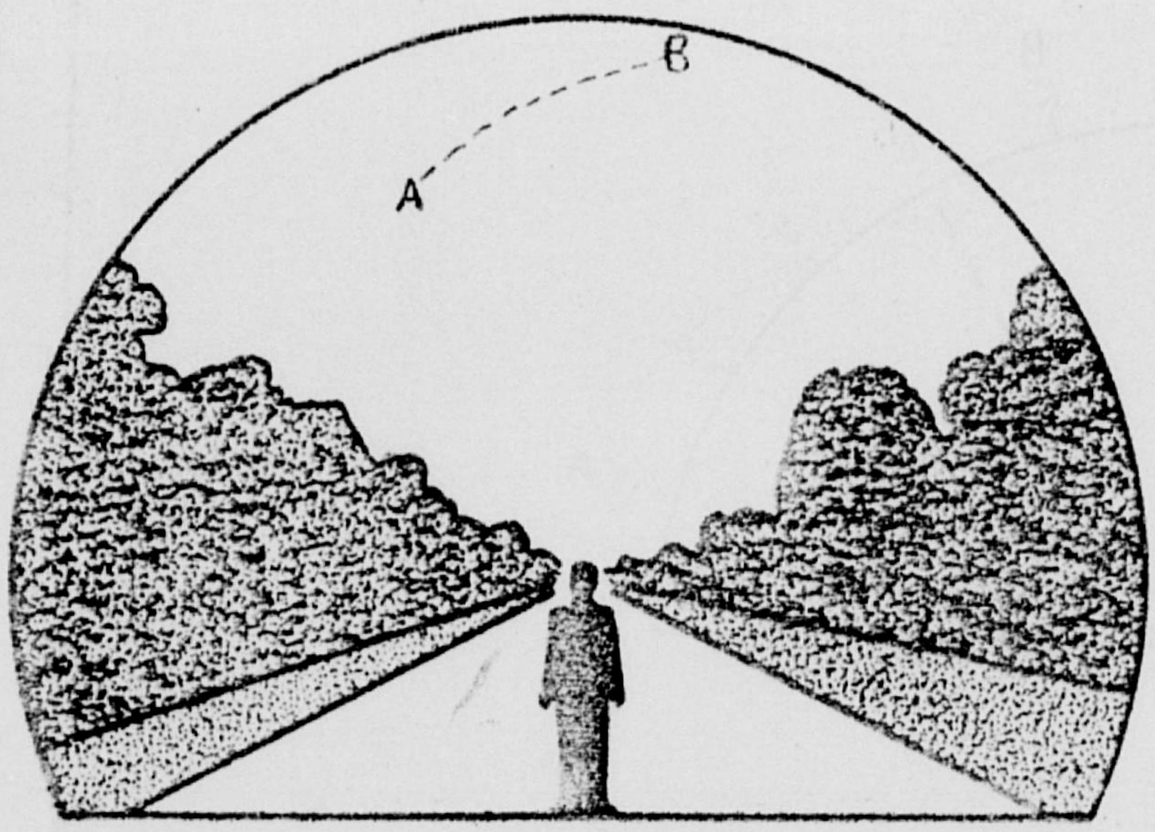

8. WHERE WERE YOU WHEN YOU SAW THE PHENOMENON? *(Check appropriate blocks.)*

✓	OUTDOORS		IN BUSINESS SECTION OF CITY
	IN BUILDING	✓	IN RESIDENTIAL SECTION OF CITY
	IN CAR ☐ AS DRIVER ☐ AS PASSENGER		IN OPEN COUNTRYSIDE
	IN BOAT		NEAR AIRFIELD
	IN AIRPLANE ☐ AS PILOT ☐ AS PASSENGER		FLYING OVER CITY
✓	OTHER Bicycle		FLYING OVER OPEN COUNTRY
			OTHER

A. IF YOU WERE IN A VEHICLE, COMPLETE THE FOLLOWING:

WHAT DIRECTION WERE YOU MOVING?

	NORTH		EAST
	SOUTH		WEST
	NORTHEAST	■	SOUTHEAST
	NORTHWEST		SOUTHWEST

HOW FAST WERE YOU MOVING? SLOW, STOPED TWICE

DID YOU STOP ANYTIME WHILE OBSERVING THE PHENOMENON?

■ YES ☐ NO

EXPLAIN WHETHER SUCH MOVEMENT AFFECTS YOUR SKETCHES IN ITEMS 5 AND 6.

IT FLEW OVERHEAD GOING SLOW THEN WE STOPED (OUR BICYCLES)

DESCRIBE TYPE OF VEHICLE YOU WERE IN AND TYPE OF ROAD, TERRAIN OR BODY OF WATER YOU TRAVERSED DURING THE SIGHTING. STATE WHETHER WINDOWS OR CONVERTIBLE TOP WERE UP OR DOWN.

STINGRAY BICYCLE.

HOW MUCH OTHER TRAFFIC WAS THERE?

NOT MUCH

DID YOU NOTICE ANY AIRPLANES? ☐ YES ■ NO. IF "YES," DESCRIBE WHEN THEY WERE IN SIGHT RELATIVE TO THE TIME OF SIGHTING THE PHENOMENON AND WHERE THEY WERE IN THE SKY RELATIVE TO THE POSITION OF THE PHENOMENON.

9. HOW LONG WAS THE PHENOMENON IN SIGHT?

LENGTH OF TIME 5 MINUTES	■	CERTAIN OF TIME		NOT VERY SURE
		FAIRLY CERTAIN		JUST A GUESS

HOW WAS TIME DETERMINED?

CLOCK

WAS THE PHENOMENON IN SIGHT CONTINUOUSLY? ☐ YES ■ NO. IF "NO," INDICATE WHETHER THIS IS DUE TO YOUR MOVEMENT OR THE BEHAVIOR OF THE PHENOMENON, AND DESCRIBE SUCH MOVEMENT OR BEHAVIOR. INDICATE DISAPPEARANCES ON PREVIOUS SKETCHES.

We followed it, in sketche 6-A-was where ~~it~~ we~~s~~. b-WAS WHERE ~~IT C~~ WA~~S~~RE WHEN we last saw it.

FIRST SIGHTED

10. IF THERE WERE MORE THAN ONE PHENOMENON, HOW MANY WERE THERE? DRAW A PICTURE TO SHOW HOW THEY WERE ARRANGED. DID THIS ARRANGEMENT CHANGE DURING THE SIGHTING?

just 1

11. CONDITIONS *(Check appropriate blocks.)*

A. SKY		B. WEATHER			
	DAY		CUMULUS CLOUDS *(Low fluffy)*		FOG OR MIST
	TWILIGHT		CIRRUS CLOUDS *(High fleecy or Herring-bone)*		HEAVY RAIN
	NIGHT				LIGHT RAIN OR DRIZZLE
	CLEAR		NIMBUS CLOUDS *(Rain)*		HAIL
	PARTLY CLOUDY		CUMULONIMBUS CLOUDS *(Thunderstorms)*		SNOW OR SLEET
	COMPLETELY OVERCAST				UNKNOWN
			HAZE OR SMOG		NONE OF THE ABOVE

C. IF THE SIGHTING WAS AT TWILIGHT OR NIGHT, WHAT DID YOU NOTICE ABOUT THE STARS AND MOON?

(1) STARS		(2) MOON			
	NONE		BRIGHT MOONLIGHT		NO MOONLIGHT
	A FEW		MOON WITH HALO		UNKNOWN
	MANY		MOON HIDDEN BY CLOUDS		
	UNKNOWN		PARTIAL *(New or quarter)*		

D. IF SIGHTING WAS IN DAYLIGHT, WAS THE SUN VISIBLE? ☐ YES ☒ NO. IF "YES," WHERE WAS THE SUN AS YOU FACED THE PHENOMENON?

	IN FRONT OF YOU		TO YOUR RIGHT		OVERHEAD *(Near noon)*
	IN BACK OF YOU		TO YOUR LEFT		UNKNOWN

E. SPECIFY THE MAJOR SOURCE OF ILLUMINATION PRESENT DURING THE SIGHTING, SUCH AS THE SUN, HEADLIGHTS OR STREET LAMP, ETC. FOR TERRESTRIAL ILLUMINATION, SPECIFY DISTANCE TO LIGHT SOURCE.

MERCURY VAPOR LAMP

12. GIVE A BRIEF DESCRIPTION OF THE PHENOMENON, INDICATING WHETHER IT APPEARED DARK OR LIGHT, WHETHER IT REFLECTED LIGHT OR WAS SELF-LUMINOUS AND WHAT COLORS YOU NOTICED. DESCRIBE YOUR IMPRESSION OF WHETHER IT WAS SOLID OR TRANSPARENT, WHETHER EDGES WERE SHARP OR FUZZY. DESCRIBE THE SHAPE OR INDICATE IF IT APPEARED AS A POINT OF LIGHT. INDICATE COMPARISONS WITH OTHER OBSERVED OBJECTS, LIKE STARS, A LIGHT OR OTHER OBJECT IN YOUR FIELD OF VIEW.

Egg shaped with stem with blue light on it, and four red lights. forming a square, with a spotlight in front, it was solid looking, fuzzy around stem. Light bulb. ← COMPARISON (self luminous)

13. DID THE PHENOMENON	YES	NO	UNKNOWN
MOVE IN A STRAIGHT LINE?		X	
STAND STILL AT ANYTIME?	X		
SUDDENLY SPEED UP AND RUN AWAY? STRAGHT UP	X		
BREAK UP IN PARTS AND EXPLODE?			
CHANGE COLOR?			
GIVE OFF SMOKE?			
CHANGE BRIGHTNESS?	X		
CHANGE SHAPE?	X		
FLASH OR FLICKER?			
DISAPPEAR AND REAPPEAR?			
SPIN LIKE A TOP?			
MAKE A NOISE?	X		
FLUTTER OR WOBBLE?			

14. WHAT DREW YOUR ATTENTION TO THE PHENOMENON?

a Ball Game

The only time it gave off sound was when it shot up into the air.

A. HOW DID IT FINALLY DISAPPEAR?

Stoped dead still, turn upright and shot up straight in the air and change shape, and grew smaller. (went out of sight)

B. DID THE PHENOMENON MOVE BEHIND OR IN FRONT OF SOMETHING, LIKE A CLOUD, TREE, OR BUILDING AT ANY TIME?
☒ YES ☐ NO. IF "YES," DESCRIBE.

a high oak tree

15. DRAW A PICTURE THAT WILL SHOW THE SHAPE OF THE PHENOMENON. INCLUDE AND LABEL ANY DETAILS THAT MIGHT HAVE APPEARED AS WINGS OR PROTRUSIONS, AND INDICATE EXHAUST OR VAPOR TRAILS. INDICATE BY AN ARROW THE DIRECTION THE PHENOMENON WAS MOVING.

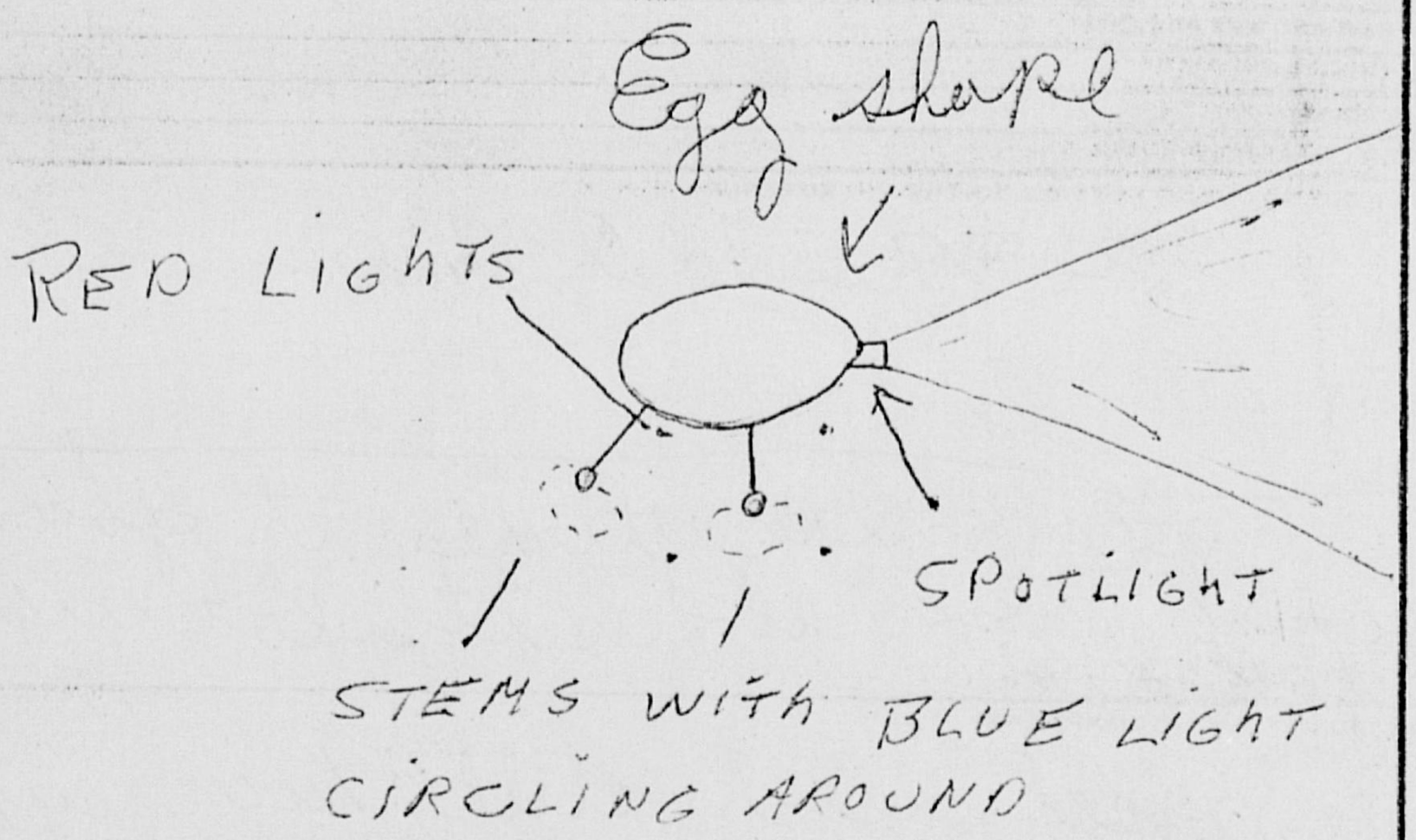

16. WHAT WAS THE ANGULAR SIZE? HOLD A MATCH AT ARM'S LENGTH IN FRONT OF A KNOWN OBJECT, SUCH AS A STREET LAMP OR THE MOON. NOTE HOW MUCH OF THE OBJECT IS COVERED BY THE HEAD OF THE MATCH. NOW IF YOU HAD BEEN ABLE TO PERFORM THIS EXPERIMENT AT THE TIME OF THE SIGHTING, ESTIMATE WHAT FRACTION OF THE PHENOMENON WOULD HAVE BEEN COVERED BY THE MATCH HEAD.

A tiny BIT

(IT WAS LARGE)

When it was behind the Saturn WE WERE UP ON THE TREE (NEXT TO IT)

17. DID YOU OBSERVE THE PHENOMENON THROUGH ANY OF THE FOLLOWING? INCLUDE INFORMATION ON MODEL, TYPE, FILTER, LENS PRESCRIPTION OR OTHER APPLICABLE DATA.

	EYEGLASSES		CAMERA VIEWER
	SUNGLASSES		BINOCULARS
	WINDSHIELD		TELESCOPE
	SIDE WINDOW OF VEHICLE		THEODOLITE
	WINDOWPANE		OTHER

A. DO YOU ORDINARILY WEAR GLASSES? ☐ YES ■ NO

B. DO YOU USE READING GLASSES? ☐ YES ☐ NO

18. WHAT WAS YOUR IMPRESSION OF THE SPEED OF THE PHENOMENON? GIVE ESTIMATE OF SPEED VERY SLOW 5 MPH

19. WHAT WAS YOUR IMPRESSION OF THE DISTANCE OF THE PHENOMENON? GIVE ESTIMATE OF DISTANCE 1/4 MILE

20. IN ORDER THAT WE MAY OBTAIN AS CLEAR A PICTURE AS POSSIBLE OF WHAT YOU SAW, DESCRIBE IN YOUR OWN WORDS A COMMON OBJECT OR OBJECTS WHICH, WHEN PLACED IN THE SKY, SIMILAR TO WHERE YOU NOTED THE PHENOMENON, WOULD BEAR SOME RESEMBLANCE TO WHAT YOU SAW. DESCRIBE SIMILARITIES AND DIFFERENCES BETWEEN THE COMMON OBJECT AND WHAT YOU SAW.

An Egg only it was much brighter.

21. DID YOU NOTICE ANY ODOR, NOISE, OR HEAT EMANATING FROM THE PHENOMENON OR ANY EFFECT ON YOURSELF, ANIMALS OR MACHINERY IN THE VICINITY? ■ YES ☐ NO. IF "YES," DESCRIBE.

Our Body's was shaking all over, and our heart's were beating extra fast (not because we were scared)

A. DID THE PHENOMENON DISTURB THE GROUND OR LEAVE ANY PHYSICAL EVIDENCE. ☐ YES ■ NO. IF "YES," DESCRIBE.

22. HAVE YOU EVER BEEN THIS OR A SIMILAR PHENOMENON BEFORE? ☐ YES ☒ NO. IF "YES," GIVE DATE AND LOCATION.

23. WAS ANYONE WITH YOU AT THE TIME YOU SAW THE PHENOMENON? ☒ YES ☐ NO. IF "YES," DID THEY SEE IT TOO? ☒ YES ☐ NO.

A. LIST THEIR NAMES AND ADDRESSES

[redacted] WASHINTON PLACE

24. GIVE THE FOLLOWING INFORMATION ABOUT YOURSELF

LAST NAME, FIRST NAME, MIDDLE NAME [redacted]

ADDRESS (Street, City, State and Zip Code) [redacted] INDIANA 47150

TELEPHONE (Area code and number)	AGE		MALE		FEMALE
	14.	Y			

INDICATE ADDITIONAL INFORMATION INCLUDING OCCUPATION AND ANY EXPERIENCE WHICH MAY BE PERTINENT.

DRAFTSMEN AT CITY COUNTY BUILDING IN NEW ALBANY

(NOT PERTINET)

JUST OCCUPATION

25. WHEN AND TO WHOM DID YOU REPORT THAT YOU HAD SIGHTED THIS PHENOMENON?

NAME [redacted] DAY 30 MONTH June YEAR 68

26. DATE YOU COMPLETED THIS QUESTIONNAIRE.

DAY 6 MONTH July YEAR 68

27. INFORMATION WHICH YOU FEEL IS PERTINENT BUT WHICH IS NOT ADEQUATELY COVERED IN THIS QUESTIONNAIRE, ALTERNATIVELY PROVIDE A NARRATIVE EXPLANATION OF THE SIGHTING.

"UFO" WAS MOVING VERY SLOW AND HAD A WIERD AFFECT ON OUR BODYS. IT CAME DOWN OUT OF THE SKY AND WENT HIGHER THEN STOP TURNED UPRIGHT, AND THEN SHOT UP IN THE SKy: YOU COULD SEE IT GO OUT OF SIGHT, THAT'S WHEN IT MADE A SWOOSH SOUND, THAT'S ALSO WHEN WE GOT SHAKEING AND OUR HEARTS STARTED BEATING FASTER.

I read the article about Lonnie Zamora's Egg he saw in Mexico his description is similer to mine

OVER

ONLY IF DID NOT HAVE
ANY WRITING ON IT AND
DIDN'T LAND.

OFFICIAL U.S. AIR

5U2

U.S. AIR FORCE TECHNICAL INFORMATION

This questionnaire has been prepared so that you can give the U.S. Air Force as much information as possible concerning the unidentified aerial phenomenon that you have observed. Please try to answer as many questions as you possibly can. The information that you give will be used for research purposes. Your name will *not* be used in connection with any statements, conclusions, or publications without your permission. We request this personal information so that if it is deemed necessary, we may contact you for further details.

1. When did you see the object?

22 (Day) June (Month) 1968 (Year)

2. Time of day: about 9 (Hours) — (Minutes)

(Circle One): A.M. or (P.M.)

3. Time Zone:

(Circle One): (a. Eastern)
b. Central
c. Mountain
d. Pacific
e. Other _____

(Circle One): (a. Daylight Saving)
b. Standard

4. Where were you when you saw the object?

[redacted] (Nearest Postal Address) HAVERHILL (City or Town) Mass. (State or County)

01830

5. How long was object in sight? (Total Duration) — (Hours) — (Minutes) 15 (Seconds)

(a. Certain)
b. Fairly certain
c. Not very sure
d. Just a guess

5.1 How was time in sight determined? before nine I went out on the porch.

5.2 Was object in sight continuously? Yes yes No _____

6. What was the condition of the sky?

DAY	NIGHT
a. Bright	a. Bright
b. Cloudy	(b. Cloudy)

7. IF you saw the object during DAYLIGHT, where was the SUN located as you looked at the object?

(Circle One):
a. In front of you
b. In back of you
c. To your right
d. To your left
e. Overhead
f. Don't remember

FORM FTD OCT 62 164 This form supersedes FTD 164, Jul 61, which is obsolete.

FORCE UFO FORM

8. IF you saw the object at NIGHT, what did you notice concerning the STARS and MOON?

8.1 STARS *(Circle One)*:

(a. None)
b. A few
c. Many
d. Don't remember

8.2 MOON *(Circle One)*:

a. Bright moonlight
b. Dull moonlight
(c. No moonlight—pitch dark)
d. Don't remember

9. What were the weather conditions at the time you saw the object?

CLOUDS *(Circle One)*:

a. Clear sky
b. Hazy
c. Scattered clouds
(d. Thick or heavy clouds)

WEATHER *(Circle One)*:

(a. Dry)
b. Fog, mist, or light rain
c. Moderate or heavy rain
d. Snow
e. Don't remember

10. The object appeared: *(Circle One)*:

(a. Solid)
b. Transparent
c. Vapor
d. As a light
e. Don't remember

11. If it appeared as a light, was it brighter than the brightest stars? *(Circle One)*:

(a. Brighter)
b. Dimmer
c. About the same
d. Don't know

11.1 Compare brightness to some common object:

moon

12. The edges of the object were:

(Circle One): a. Fuzzy or blurred
b. Like a bright star
(c. Sharply outlined)
d. Don't remember
e. Other _____

13. Did the object:

(Circle One for each question)

a. Appear to stand still at any time?	Yes	No	Don't know
b. Suddenly speed up and rush away at any time?	Yes	No	Don't know
c. Break up into parts or explode?	Yes	No	Don't know
d. Give off smoke?	Yes	No	Don't know
e. Change brightness?	Yes	No	Don't know
f. Change shape?	Yes	No	Don't know
g. Flash or flicker?	Yes	No	Don't know
(h. Disappear and reappear?)	(Yes)	No	Don't know

64

Official U.S. Air Force

14. Did the object disappear while you were watching it? If so, how?

yes, disappeared and reappeared going behind the tree and disappeared again.

15. Did the object move behind something at any time, particularly a cloud?

(Circle One): (Yes) No Don't know. IF you answered YES, then tell what it moved behind: the tree

16. Did the object move in front of something at any time, particularly a cloud?

(Circle One): (Yes) No Don't know. IF you answered YES, then tell what in front of: clouds

17. Tell in a few words the following things about the object:

a. Sound none

b. Color golden with bluish sparkles

18. We wish to know the angular size. Hold a match stick at arm's length in line with a known object and note how much of the object is covered by the head of the match. If you had performed this experiment at the time of the sighting, how much of the object would have been covered by the match head?

That was very big Object, before disappearing was shaped and turned in plain like p. 19

19. Draw a picture that will show the shape of the object or objects. Label and include in your sketch any details of the object that you saw such as wings, protrusions, etc., and especially exhaust trails or vapor trails. Place an arrow beside the drawing to show the direction the object was moving.



UFO form continued

20. Do you think you can estimate the speed of the object?

(Circle One) (Yes) No

IF you answered YES, then what speed would you estimate? 20 mph.

21. Do you think you can estimate how far away from you the object was?

(Circle One) (Yes) No

IF you answered YES, then how far away would you say it was? 1/2 mile.

22. Where were you located when you saw the object? *(Circle One)*:

a. Inside a building
b. In a car
(c. Outdoors)
d. In an airplane (type)
e. At sea
f. Other_____

23. Were you *(Circle One)*

a. In the business section of a city?
(b. In the residential section of a city?)
c. In open countryside?
d. Near an airfield?
e. Flying over a city?
f. Flying over open country?
g. Other_____

24. IF you were MOVING IN AN AUTOMOBILE or other vehicle at the time, then complete the following questions:

24.1 What direction were you moving? *(Circle One)*

a. North c. East e. South g. West
b. Northeast d. Southeast f. Southwest h. Northwest

24.2 How fast were you moving?_____ miles per hour.

24.3 Did you stop at any time while you were looking at the object?

(Circle One) Yes No

25. Did you observe the object through any of the following?

a. Eyeglasses	Yes	(No)	e. Binoculars	Yes	(No)
b. Sun glasses	Yes	(No)	f. Telescope	Yes	(No)
c. Windshield	Yes	(No)	g. Theodolite	Yes	(No)
d. Window glass	Yes	(No)	h. Other_____		

26. In order that you can give as clear a picture as possible of what you saw, describe in your own words a common object or objects which, when placed up in the sky, would give the same appearance as the object which you saw.

I was thinking all night and all day – I never saw something like that, reminds [illegible] with bottom up with long edges, which are bright golden

27. In the following sketch, imagine that you are at the point shown. Place an "A" on the curved line to show how high the obje was above the horizon (skyline) when you *first* saw it. Place a "B" on the same curved line to show how high the object wa above the horizon (skyline) when you *last* saw it. Place an "A" on the compass when you *first* saw it. Place a "B" on the com pass when you *last* saw the object.

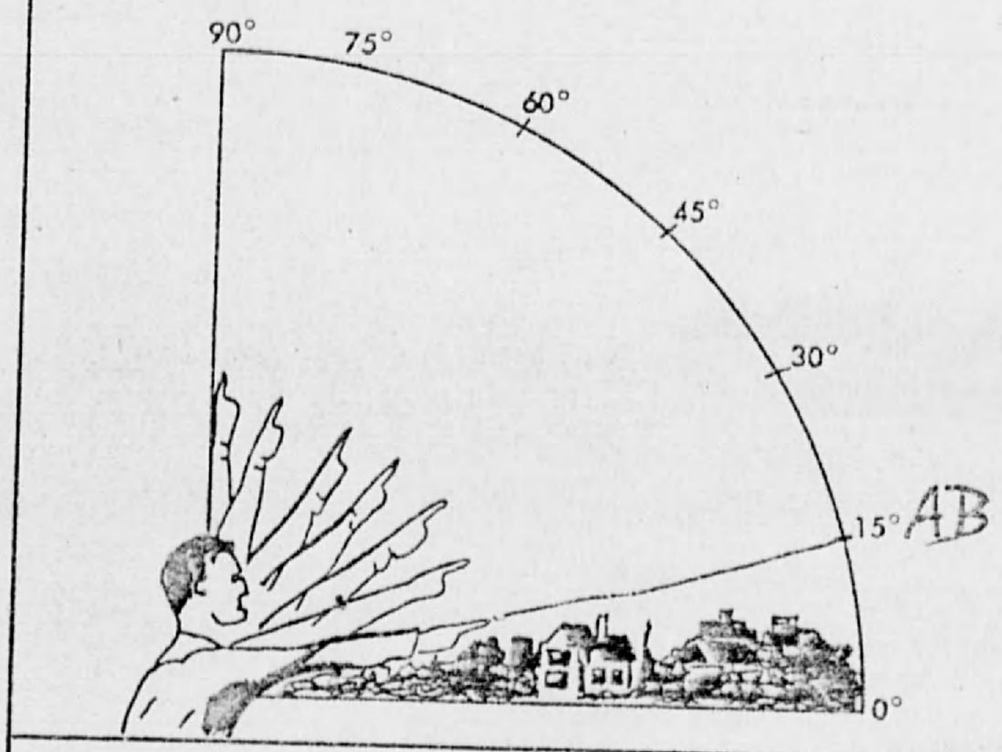

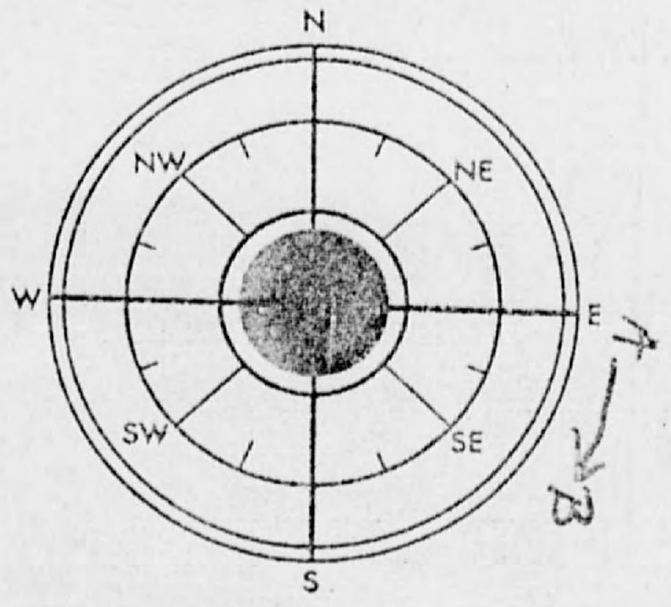

28. Draw a picture that will show the motion that the object or objects made. Place an "A" at the beginning of the path, a "B" a the end of the path, and show any changes in direction during the course.

A ⟶ B
no changes

29. IF there was MORE THAN ONE object, then how many were there? NO
Draw a picture of how they were arranged, and put an arrow to show the direction that they were traveling.

ce UFO form continued

30. Have you ever seen this, or a similar object before. If so give date or dates and location.

never before

31. Was anyone else with you at the time you saw the object? *(Circle One)* (Yes) No

31.1 IF you answered YES, did they see the object too? *(Circle One)* (Yes) No

31.2 Please list their names and addresses:

[redacted], HAVERHILL, MASS. 01830
he was sitting with me on the porch

32. Please give the following information about yourself:

NAME [redacted] (Last Name) [redacted] (First Name) ——— (Middle Name)

ADDRESS [redacted] (Street) HAVERHILL (City) 01830 (Zone) MASS. (State)

TELEPHONE NUMBE[redacted] AGE 64 SEX M

Indicate any additional information about yourself, including any special experience, which might be pertinent.

33. When and to whom did you report that you had seen the object?

I am afraid to be a ridiculous, but I think I must do it (Day / Month / Year)
because it may be an enemy's new discovery.

Official U.S. Air Force

34. Date you completed this questionnaire: 24 (Day) June (Month) 1968 (Year)

35. Information which you feel pertinent and which is not adequately covered in the specific points of the questionnaire or a narrative explanation of your sighting.

We were sitting and talking on the porch, when I saw something on the sky like a golden lace moving from left to my right, I showed it to Gregory and we called our children, playing nearby, but when they did come object disappeared, then appearing went behind the tree and disappeared again. I never saw in my life colors like that = bright golden with bluish specks on it.

I can not tell what was it, because it was so short in time and because I never saw something like that before.

But I felt dread in my heart, because it was unexplainable

e UFO form continued

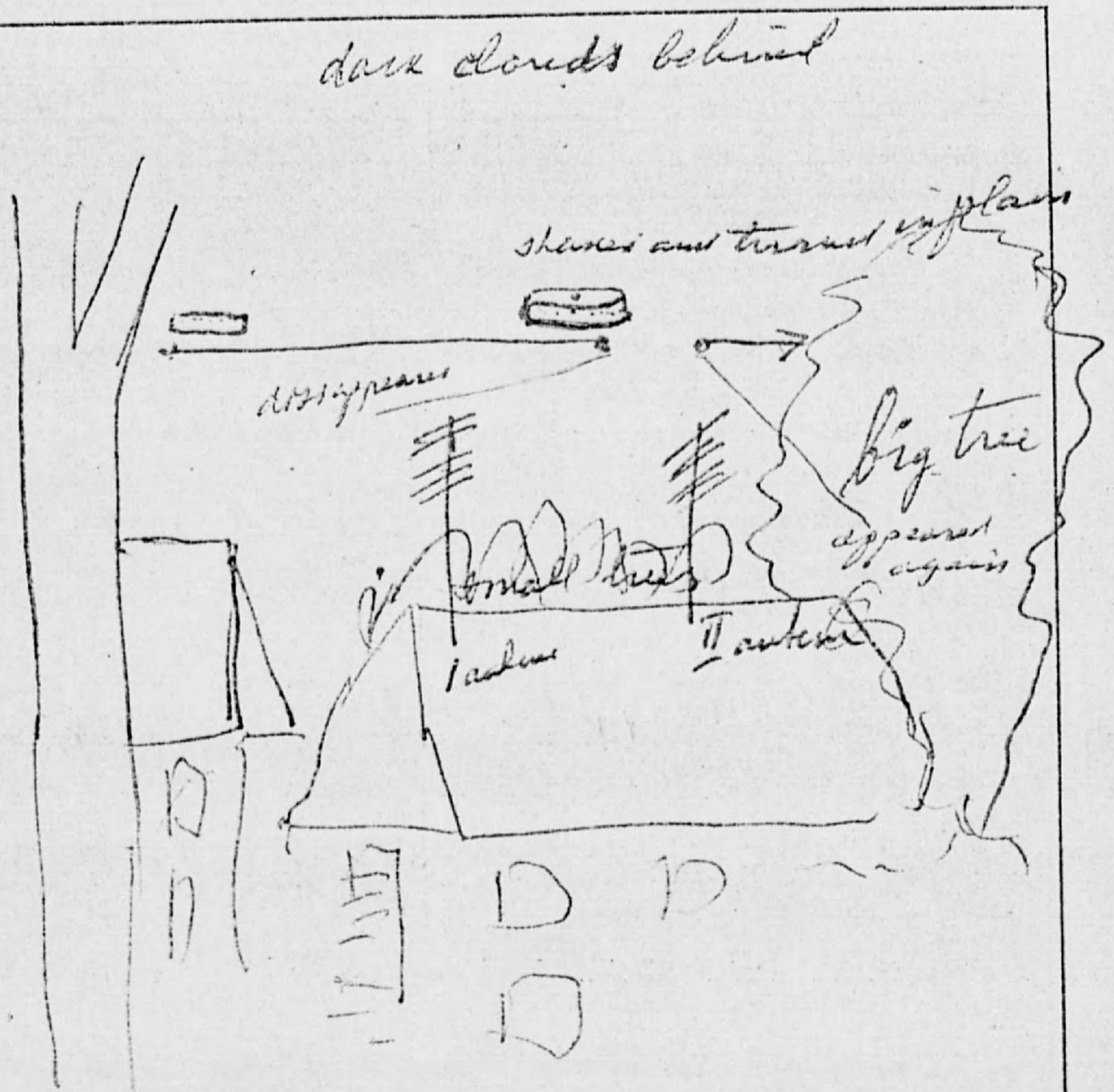

distance from my porch to the tree
out house about 100 yards but object was
far about ½ mile, I think over the river
(Merrimack river)

NCIO

Rec'd Ltr postmarked 24 June 68

DERRICK

TDPT (UFO) Lt Col Quintanilla/70916/mhs/8 Aug 68

13 AUG 1968

Photographs of UFOs

[redacted]
[redacted] Street
Miami, Florida 33143

1. This replies to your undated letter in which you forwarded a Polaroid photograph of an unidentified flying object (UFO).

2. A photo interpreter stated that the UFOs are film blemishes. They definitely are not physical bodies but are the result of defects in the film.

3. Thank you for permitting the Air Force to analyze your photograph; it is inclosed.

HECTOR QUINTANILLA, Jr, Lt Colonel, USAF
Chief, Aerial Phenomena Office
Aerospace Technologies Division
Production Directorate

1 Atch
Polaroid Photograph,
C056208, w/backing

TDPT(UFO) OFFICIAL FILE CY

MEMO FOR THE RECORD 15 August 1968

Subj: UFO Photographs

Lt Newman, TDDD, stated that the "UFOs" were film blemishes. They are definitely not physical bodies but are the result of defects in the film.

Lt Newman is a photo interpreter.

Carmon L Marano

CARMON L MARANO, 2d Lt, USAF
TDPT (UFO)

Dear Sirs,
I wrote to JOHN F. KEN NEDY SPACE CENTER and told them that I saw aU.F.O. im a picture I took of my moth er andd her frie nd that had t he t hree strang e obj ects in it , It look s like three do ts, I ttold them that I had had the film looked at, and that there was nothing in the sky at that t ime, OH itwas not the suns reflection.
Please write back and teHl me what it was.

Thank you

[redacted]

P.S. here is the picture , whatt they t heytoId me.

JOHN F. KENNEDY SPACE CENTER, NASA
KENNEDY SPACE CENTER, FLORIDA 32899

IN REPLY REFER TO

Thank you for your recent inquiry requesting information related to Unidentified Flying Objects.

Neither the Kennedy Space Center nor any other agency of the National Aeronautics and Space Administration is responsible for scientific or investigative aspects concerning UFO's. This is a mission of the U. S. Air Force. We suggest you direct your inquiry to:

Foreign Technology Division (TDET)
Wright-Patterson Air Force Base, Ohio 45433

Sincerely yours,

Harold E. Mehrens
Educational Programs Branch

POLICE DEPARTMENT
SUPPLEMENTAL REPORT
MEDFORD, OREGON

SPECIFIC OFFENSE

CASE NO. 110044 [redacted]

DETAILS:

At 9:40 A.M., 6-26-68, Desk Officer Ron Terrette received a telephone call from [redacted] 9 years of age, [redacted] Medford, Oregon.

[redacted] reported having observed, at approximately 1:00 A.M., 6-26-68, an unidentified flying object in the backyard of his residence.

Upon arrival, writing officer found the complainant, along with four other children.

Complainant advised writing officer that he and a companion, [redacted] 9 years of age, of 1617 Whitman Street, telephone [redacted] had been sleeping in the backyard when they observed this object.

The complainant described the object as being a round light, weaving from spot to spot in the backyard. Complainant then showed writing officer several marks in the backyard. The lawn is being replanted in the backyard and there is no grass. The complainant had drawn circles over scratches in the dirt, indicating to writing officer that this was where the object and its occupants touched the ground.

This was confirmed at that time by [redacted]

Apparently the complainant and [redacted] were sleeping in the backyard, at which time [redacted] observed the above object and [redacted]

Upon talking to [redacted] he stated that he had not actually seen anything but had merely gone on the story told [redacted]

Upon telling his story, [redacted] received confirmation from [redacted] 9 years of age, of [redacted] 9 years of age, of [redacted] They informed writing officer that they had seen a similar object approximately one month ago and that this object had chased [redacted] down the street.

Writing officer inquired of [redacted] his parents were home, and he advised that they were not. Writer inquired if they had advised their parents of this object and they stated that they had and their parents had written it off as their imagination.

Writing officer then separated [redacted] from their companions and had a talk with them concerning false reports to the Police Department and whether anything actually had been seen.

After a short talk with [redacted], he advised writing officer that he "thought" he had seen the object. A short time later he advised that it was probably only his imagination and that he had now [redacted], seen nothing.

APD NO. AND DATE [redacted] CLASSIFICATION | DATE SUPPLEMENTAL REPORT WRITTEN

FORM 10 POL. [illegible]

2

POLICE DEPARTMENT
SUPPLEMENTAL REPORT
MEDFORD, OREGON

mrh

SPECIFIC OFFENSE		CASE NO.
		110044

DETAILS:

Page Two.

Writing officer feels that subject [redacted] was trying to impress [redacted] and wanted an excuse to wake him up during the night while they were sleeping in the backyard. The excuse he used was this imaginary object floating in the air.

The story then went out to his friends and [redacted] was unable to back down in front of them and was compelled by his friends to call the Police Department or admit he was lying..

This case can be closed with the contact of the complainant and his acknowledgment that it was just his imagination and that he did not actually see any flying objects.

APB NO. AND DATE	NAME AND SIGNATURE OF REPORTING OFFICER	CODE OR SERIAL NUMBER	DATE AND TIME REPORT WRITTEN
			6-26-63

FORM 10 POL. DO NOT WRITE ON BACK

11:55 A.M.

N.C.I.O .

WALL

MEMO FOR THE RECORD 19 July 1968

Subj: UFO Observation, 28 June 1968

Sgt Wall saw something on the night of 28 June 1968 at 9:30-10:00 pm near Gosport, Indiana. The object had white lights and was moving approximately due north. It made no noise and passed directly overhead. Lt Marano thinks he may have observed a plane on low level, high speed bomb run originating from Standifer Field (Bomb run # 4). Lt Marano spoke with the 123 TAC Recon Group, Capt Klar. On the 28th all flights returned by 1927Z. On 29th, the first plane to leave was at 0835 local time. Sgt Wall just wanted to inform the Aerial Phenomena Office that he saw something different but did not want to make a UFO report.

Sky & Telescope Sept 68

29 June 68

SOME RECENT FIREBALLS

SEVERAL readers of this magazine have reported sightings of four fireballs during early summer. Though each was conspicuous and occurred over a populated area, only one was described by two observers.

June 29th. At 11:40 p.m. Eastern daylight time, William E. Rison of Pisgah, Maryland, saw a brilliant greenish fireball of magnitude −10. For about three seconds it moved across Pegasus, which was rising in the east.

July 2nd. This fireball, traveling in a northwesterly direction, was widely observed from the northeastern states. At about 9:25 p.m. EDT, Mrs. Gloria A. Jajich viewed the meteor from her yard at York, Pennsylvania. She writes:

"Under a cloudy sky, I saw a green ball, bright enough to cast a shadow, come out of the southeast. It traveled 60° above and parallel to the northeastern horizon, and covered 110° of sky in five seconds. Its head appeared half the size of the full moon, and streaming from it was a bright red tail approximately 3½° long. No train was seen, nor any sound heard."

This fireball was also spied by Paul Repak as it flashed southwest of Lowville, New York, 270 miles north of Mrs. Jajich. He reports:

"Although the sky was covered by thin altocumulus clouds, the bolide's colors and outline were prominent. At 9:25 p.m. EDT, I first noticed it only 25° above the southwest horizon, as a bright green object 20′ in diameter with a green tail 1½° long. At first, it was completely surrounded by a deep orange glow, but turned intense yellow-orange when it exploded, after moving horizontally only 4°. No enduring train could be detected."

July 4th. While plotting meteors during a three-hour session, John West of Bryan, Texas, saw a fireball of magnitude −8 or −9 in Cygnus, which was then overhead. The meteor appeared at 2:03 a.m. Central daylight time and moved eastward. It shone blue-green at first, then red as it brightened, and finally appeared white along the middle of its path, where it trailed short-lived red sparks.

The fireball took 3½ seconds to travel 50°, and a train no longer than 3° was left. No sound was heard during the flight, but about two minutes later two closely spaced "whumps" occurred.

Mr. West, who has plotted 600 meteors in the last 21 months, gave the visible track as from right ascension 19h 48m, declination +34°, to 23h 44m, −10°.

July 21st. Thomas Hickey, Jr., reports that his father observed a meteor of magnitude −3 from Westport, Connecticut. It was seen at 9:01 p.m. EDT, and was visible for two seconds as it passed about 40 degrees above the horizon to the north-northeast. The fireball had a white conic head, and left a white-yellow

ASTROPHOTOGRAPHY AND SOLAR STUDY

Easy Low-Cost Way To Enjoy Thrills Of Astrophotography

Convert your present 35-mm. Camera with this new Adapter

Developed by Criterion especially for single-lens reflex 35-mm. cameras with interchangeable lenses. Simply remove present lens mount and add this precision-made achromatic lens that adapts camera to eyepiece of any telescope — refractor or reflector. When ordering, *be sure to specify make of your camera.*

For 35-mm. cameras with SCREW-TYPE lens mount

Cat. #CPA-36 for 1¼" eyepiece holders **$19.00**
Cat. #CPA-37 for 4" standard Dynascopes **$17.50**

For 35-mm. cameras with BAYONET-TYPE lens mount

Cat. #BPA-36 for 1¼" eyepiece holders **$22.50**
Cat. #BPA-37 for 4" standard Dynascopes **$21.00**



DYN-O-ASTRO 35-MM. CAMERA

at less than regular price of camera alone!

No need to be an expert photographer to take astrophotos with this *single-lens reflex*-type, precision 35-mm. camera body. No complicated settings. No plates or film holders to load and unload. No worries about missing target. Large focusing screen shows you *exactly* the viewing field up to moment of shooting.

— No accidental double exposures. Winding knob automatically advances film, positions mirror, winds shutter, counts exposures.
— Dual-speed setting knob controls both fast and slow shutter speeds. Color coding makes mistakes impossible.
— Integrated magnifier for critical focusing even on dim objects.

Takes time exposures and also has speeds up to 1/500 second. Guaranteed for 2 years. Complete, ready for use.

Model CP-35 fits 1¼" eyepiece holder **$89.00 postpaid**
Model CP-36 fits all standard 4" Dynascopes **$85.00 postpaid**

DYN-O-SWING CAMERA SUPPORT

fits any 4" or 6" telescope without drilling!

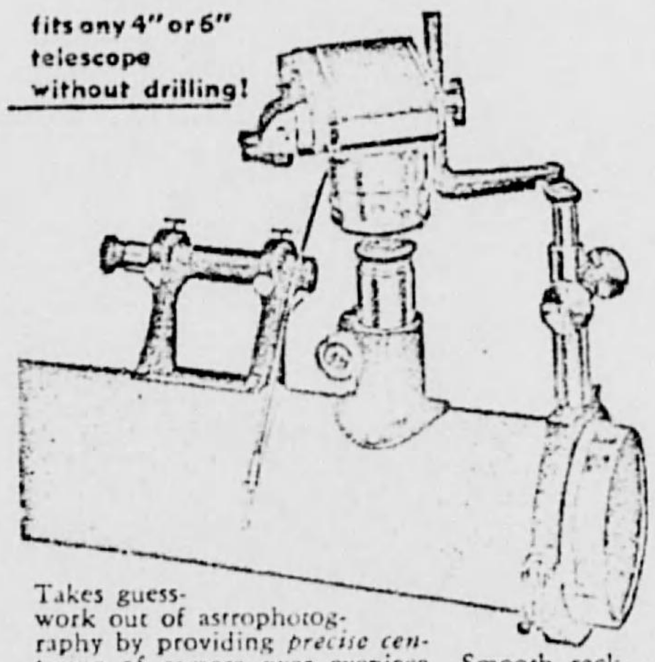

Takes guesswork out of astrophotography by providing *precise centering* of camera over eyepiece. Smooth rack-and-pinion adjustment. Easily attached or detached from tube, with rigid clamp for maximum stability. Special arm lets you swing camera away from eyepiece for visual observation, with instant return for photographing. Can be used with almost any camera. Postpaid.

Cat. #CS-4 to fit all 4" Dynascopes ... **$17.50**
Cat. #CS-47 to fit all 4¾" O.D. tubes **$18.95**
Cat. #CS-67 to fit custom 6" Dynascope and 7¼" O.D. tubes **$19.95**

Catalog F, describing other accessories and parts, cheerfully sent on request. Satisfaction guaranteed, or money refunded. All items sent postpaid, as we pay all postage costs. No ship-

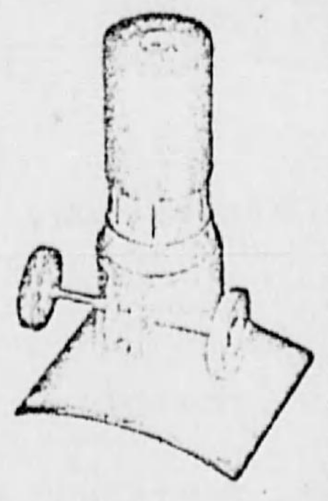

NEW SOLAR EYEPIECE

Now — finally — the answer for perfect sun viewing. Enables direct trouble-free observation of the sun using whatever power you desire. Fits directly into telescope eyepiece holder and accepts your eyepiece. Tested safety construction permits safe observation. An almost infinitesimal fraction of the sun's rays gets through. Comfortable brightness level enables prolonged observation. Any telescope for visual use — refractor, reflector, compound, catadioptric, off-axis — can be instantly adapted for solar viewing without modification of equipment or optical elements. Used as easily as any conventional eyepiece. With a single-lens reflex camera reasonable exposures can be made, recording unusual sunspots, faculae, and granulation on the surface of the sun. Only after intensive testing during its development were we satisfied that the Reflex-Sun eyepiece was safe enough to put on the market. Precision constructed, threaded cell (patented). This is truly a very important development for solar study, and safe to use.

Cat. #S-4 ..... Only **$19.50 postpaid**



ZOOM LENS

New automatic Z-O-O-M Eyepiece

Now — one eyepiece does the work of many. The object stays sharp at all powers during Zoom focus. Focal length range 8.4 mm. to 21 mm. Magnification range depends on your telescope; typical magnification 50x to 125x. Precision construction. Wide field of view, coated lenses, fully orthoscopic. Unconditionally guaranteed. Can also be used with our Barlow for dramatic results.

Z-O-O-M Eyepiece .... Only **$26.50 postpaid**

High-Performance Achromatic Barlow

Gives sharper images, wider field and more light. Amateur and professional astronomers marvel at the superior performance of our CP-4 Barlow. This precision unit is more than an ordinary Barlow. Used in conjunction with any eyepiece of low or high power, it gives views that are truly outstanding and superior to what you may have experienced in other type Barlow lenses. Specifically designed to work with all kinds of eyepieces and for photography. All images are sharp and clear, hard to the very edge. Acclaimed by many experts as the finest they have ever used. Intensively tested and proven superior. Increases magnification of your present eyepieces 2.4x. This is achieved without loss of definition or field. The Criterion CP-4 features an extremely accurate, achromatic, coated negative lens, perfectly centered and corrected for finer resolution at higher power than you've ever experienced. Greater illumination and wider field are achieved by overcoming the tiny aperture restrictions of high-power eyepieces. Unconditionally guaranteed.

Model CP-4 fits standard 1¼" eyepiece **$17.50**
Model CP-2 fits smaller 0.946" eyepieces **$15.50**

High-Precision Eyepieces



Finest quality. They are precision machined, mounted in standard 1¼" outside diameter barrels. Can be taken apart for cleaning. Designed to give sharp flat field clear to edge.

Huygens 18-mm. f.l. (¾")	$7.50
Kellner 9-mm. f.l. (⅜")	7.90
Kellner 7-mm. f.l. (9/32")	8.50
Kellner 12.7-mm. f.l. (½")	9.50
Kellner 18-mm. f.l. (¾")	9.50
Kellner 30-mm. f.l. (1-3/16")	12.50
Orthoscopic 6-mm. f.l. (¼")	12.50
Orthoscopic 4-mm. f.l. (5/32")	14.50

Makers of Famous Dynascope

CRITERION MFG. CO.

Sky & Telescope Sept 68

29 June 68

SOME RECENT FIREBALLS

SEVERAL readers of this magazine have reported sightings of four fireballs during early summer. Though each was conspicuous and occurred over a populated area, only one was described by two observers.

June 29th. At 11:40 p.m. Eastern daylight time, William E. Rison of Pisgah, Maryland, saw a brilliant greenish fireball of magnitude −10. For about three seconds it moved across Pegasus, which was rising in the east.

July 2nd. This fireball, traveling in a northwesterly direction, was widely observed from the northeastern states. At about 9:25 p.m. EDT, Mrs. Gloria A. Jajich viewed the meteor from her yard at York, Pennsylvania. She writes:

"Under a cloudy sky, I saw a green ball, bright enough to cast a shadow, come out of the southeast. It traveled 60° above and parallel to the northeastern horizon, and covered 110° of sky in five seconds. Its head appeared half the size of the full moon, and streaming from it was a bright red tail approximately 3½° long. No train was seen, nor any sound heard."

This fireball was also spied by Paul Repak as it flashed southwest of Lowville, New York, 270 miles north of Mrs. Jajich. He reports:

"Although the sky was covered by thin altocumulus clouds, the bolide's colors and outline were prominent. At 9:25 p.m. EDT, I first noticed it only 25° above the southwest horizon, as a bright green object 20′ in diameter with a green tail 1½° long. At first, it was completely surrounded by a deep orange glow, but turned intense yellow-orange when it exploded, after moving horizontally only 4°. No enduring train could be detected."

July 4th. While plotting meteors during a three-hour session, John West of Bryan, Texas, saw a fireball of magnitude −8 or −9 in Cygnus, which was then overhead. The meteor appeared at 2:03 a.m. Central daylight time and moved eastward. It shone blue-green at first, then red as it brightened, and finally appeared white along the middle of its path, where it trailed short-lived red sparks.

The fireball took 3½ seconds to travel 50°, and a train no longer than 3° was left. No sound was heard during the flight, but about two minutes later two closely spaced "whumps" occurred.

Mr. West, who has plotted 600 meteors in the last 21 months, gave the visible track as from right ascension 19h 48m, declination +34°, to 23h 44m, −10°.

July 21st. Thomas Hickey, Jr., reports that his father observed a meteor of magnitude −3 from Westport, Connecticut. It was seen at 9:01 p.m. EDT, and was visible for two seconds as it passed about 40 degrees above the horizon to the north-northeast. The fireball had a white conic head, and left a white-yellow train.

ASTROPHOTOGRAPHY AND SOLAR STUDY

Easy Low-Cost Way To Enjoy Thrills Of Astrophotography

Convert your present 35-mm. Camera with this new Adapter

Developed by Criterion especially for single-lens reflex 35-mm. cameras with interchangeable lenses. Simply remove present lens mount and add this precision-made achromatic lens that adapts camera to eyepiece of any telescope — refractor or reflector. When ordering, *be sure to specify make of your camera.*

For 35-mm. cameras with SCREW-TYPE lens mount

Cat. #CPA-36 for 1¼" eyepiece holders **$19.00**
Cat. #CPA-37 for 4" standard Dynascopes **$17.50**

For 35-mm. cameras with BAYONET-TYPE lens mount

Cat. #BPA-36 for 1¼" eyepiece holders **$22.50**
Cat. #BPA-37 for 4" standard Dynascopes **$21.00**

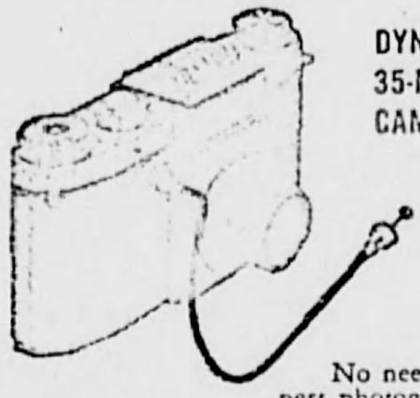

DYN-O-ASTRO 35-MM. CAMERA

at less than regular price of camera alone!

No need to be an expert photographer to take astrophotos with this *single-lens reflex*-type, precision 35-mm. camera body. No complicated settings. No plates or film holders to load and unload. No worries about missing target. Large focusing screen shows you *exactly* the viewing field up to moment of shooting.

— No accidental double exposures. Winding knob automatically advances film, positions mirror, winds shutter, counts exposures.
— Dual-speed setting knob controls both fast and slow shutter speeds. Color coding makes mistakes impossible.
— Integrated magnifier for critical focusing even on dim objects.

Takes time exposures and also has speeds up to 1/500 second. Guaranteed for 2 years. Complete, ready for use.

Model CP-35 fits 1¼" eyepiece holder **$89.00 postpaid**

Model CP-36 fits all standard 4" Dynascopes **$85.00 postpaid**

DYN-O-SWING CAMERA SUPPORT

fits any 4" or 6" telescope without drilling!

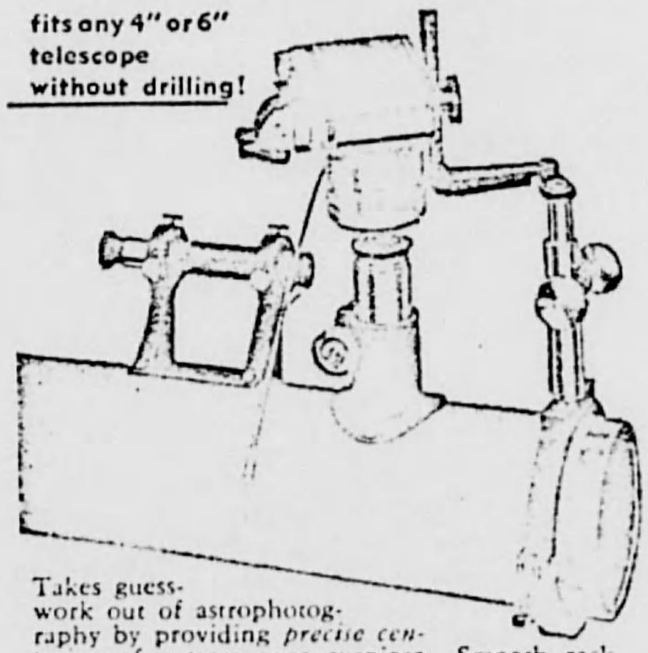

Takes guesswork out of astrophotography by providing *precise centering* of camera over eyepiece. Smooth rack-and-pinion adjustment. Easily attached or detached from tube, with rigid clamp for maximum stability. Special arm lets you swing camera away from eyepiece for visual observation, with instant return for photographing. Can be used with almost any camera. Postpaid.

Cat. #CS-4 to fit all 4" Dynascopes ... **$17.50**
Cat. #CS-47 to fit all 4¾" O.D. tubes **$18.95**
Cat. #CS-67 to fit custom 6" Dynascope and 7⅛" O.D. tubes **$19.95**

Catalog F, describing other accessories and parts, cheerfully sent on request. Satisfaction guaranteed, or money refunded. All items sent postpaid, as we pay all postage costs. No ship-

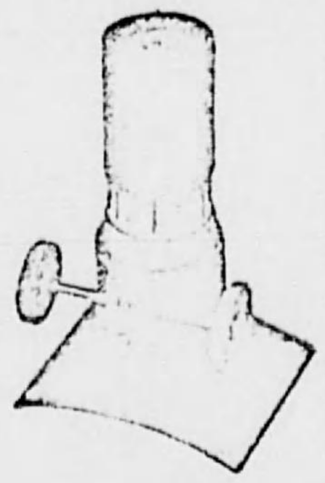

NEW SOLAR EYEPIECE

Now — finally — the answer for perfect sun viewing. Enables direct trouble-free observation of the sun using whatever power you desire. Fits directly into telescope eyepiece holder and accepts your eyepiece. Tested safety construction permits safe observation. An almost infinitesimal fraction of the sun's rays gets through. Comfortable brightness level enables prolonged observation. Any telescope for visual use — refractor, reflector, compound, catadioptric, off-axis — can be instantly adapted for solar viewing without modification of equipment or optical elements. Used as easily as any conventional eyepiece. With a single-lens reflex camera reasonable exposures can be made, recording unusual sunspots, faculae, and granulation on the surface of the sun. Only after intensive testing during its development were we satisfied that the Reflex-Sun eyepiece was safe enough to put on the market. Precision constructed, threaded cell (patented). This is truly a very important development for solar study, and safe to use.

Cat. #S-4 ..... **Only $19.50 postpaid**



ZOOM LENS

New automatic Z-O-O-M Eyepiece

Now — one eyepiece does the work of many. The object stays sharp at all powers during Zoom focus. Focal length range 8.4 mm. to 21 mm. Magnification range depends on your telescope; typical magnification 50x to 125x. Precision construction. Wide field of view, coated lenses, fully orthoscopic. Unconditionally guaranteed. Can also be used with our Barlow for dramatic results.

Z-O-O-M Eyepiece .... **Only $26.50 postpaid**

High-Performance Achromatic Barlow

Gives sharper images, wider field and more light. Amateur and professional astronomers marvel at the superior performance of our CP-4 Barlow. This precision unit is more than an ordinary Barlow. Used in conjunction with any eyepiece of low or high power, it gives views that are truly outstanding and superior to what you may have experienced in other type Barlow lenses. Specifically designed to work with all kinds of eyepieces and for photography. All images are sharp and clear, hard to the very edge. Acclaimed by many experts as the finest they have ever used. Intensively tested and proven superior. Increases magnification of your present eyepieces 2.4x. This is achieved without loss of definition or field. The Criterion CP-4 features an extremely accurate, achromatic, coated negative lens, perfectly centered and corrected for finer resolution at higher power than you've ever experienced. Greater illumination and wider field are achieved by overcoming the tiny aperture restrictions of high-power eyepieces. Unconditionally guaranteed.

Model CP-4 fits standard 1¼" eyepiece **$17.50**
Model CP-2 fits smaller 0.946" eyepieces **$15.50**

High-Precision Eyepieces



Finest quality. They are precision machined, mounted in standard 1¼" outside diameter barrels. Can be taken apart for cleaning. Designed to give sharp flat field clear to edge.

Huygens 18-mm. f.l. (¾")	**$7.50**
Kellner 9-mm. f.l. (⅜")	**7.90**
Kellner 7-mm. f.l. (9/32")	**8.50**
Kellner 12.7-mm. f.l. (½")	**9.50**
Kellner 18-mm. f.l. (¾")	**9.50**
Kellner 30-mm. f.l. (1-3/16")	**12.50**
Orthoscopic 6-mm. f.l. (¼")	**12.50**
Orthoscopic 4-mm. f.l. (5/32")	**14.50**

Makers of Famous Dynascope

CRITERION MFG. CO

OFFICIAL U.S. AIR

NCIO

U.S. AIR FORCE TECHNICAL INFORMATION

This questionnaire has been prepared so that you can give the U.S. Air Force as much information as possible concerning the unidentified aerial phenomenon that you have observed. Please try to answer as many questions as you possibly can. The information that you give will be used for research purposes. Your name will *not* be used in connection with any statements, conclusions, or publications without your permission. We request this personal information so that if it is deemed necessary, we may contact you for further details.

1. When did you see the object?

30th (Day) June (Month) 1968 (Year)

2. Time of day: 9 (Hours) 17 (Minutes)

(Circle One): A.M. or (P.M.)

3. Time Zone:

(Circle One): (a. Eastern) b. Central c. Mountain d. Pacific e. Other _____

(Circle One): (a. Daylight Saving) b. Standard

4. Where [redacted] object?

[redacted] (Nearest Postal Address) Cortland (City or Town) New York (State or County)

5. How long was object in sight? (Total Duration) 2 (Hours) 0 (Minutes) 0 (Seconds)

a. Certain
(b. Fairly certain)
c. Not very sure
d. Just a guess

5.1 How was time in sight determined? Watch

5.2 Was object in sight continuously? Yes _____ No ✓

6. What was the condition of the sky?

DAY	NIGHT
a. Bright	a. Bright
b. Cloudy	(b. Cloudy) around dusk

FORCE UFO FORM

8. IF you saw the object at NIGHT, what did you notice concerning the STARS and MOON?

8.1 STARS *(Circle One)*:

a. None
b. A few
c. Many
d. Don't remember

8.2 MOON *(Circle One)*:

a. Bright moonlight
b. Dull moonlight
c. No moonlight—pitch dark
d. Don't remember

9. What were the weather conditions at the time you saw the object?

CLOUDS *(Circle One)*:

a. Clear sky
b. Hazy
c. Scattered clouds
d. Thick or heavy clouds

WEATHER *(Circle One)*:

a. Dry
b. Fog, mist, or light rain
c. Moderate or heavy rain
d. Snow
e. Don't remember

10. The object appeared: *(Circle One)*:

a. Solid
b. Transparent
c. Vapor
d. As a light
e. Don't remember

11. If it appeared as a light, was it brighter than the brightest stars? *(Circle One)*:

a. Brighter
b. Dimmer
c. About the same
d. Don't know

11.1 Compare brightness to some common object:

A flashlight shined directly at you in dark room

12. The edges of the object were:

(Circle One): a. Fuzzy or blurred
b. Like a bright star VERY BRIGHT
c. Sharply outlined
d. Don't remember
e. Other _____

13. Did the object: ALL yes but ABC. (Circle One for each question)

a. Appear to stand still at any time? Yes No Don't know
b. Suddenly speed up and rush away at any time? Yes No Don't know
c. Break up into parts or explode?

14. Did the object disappear while you were watching it? If so, how?

When we first saw it it was going away at a Fast. All at a sudden it went away faster than any plane I ever saw go.

15. Did the object move behind something at any time, particularly a cloud?

(Circle One): Yes (No) Don't know. IF you answered YES, then tell what it moved behind: _____

16. Did the object move in front of something at any time, particularly a cloud?

(Circle One): Yes No Don't know. IF you answered YES, then tell what in front of: _____

17. Tell in a few words the following things about the object:

a. Sound ~~Red~~ Heard a bumping sound

b. Color Red and White it flashed often and in

18. We wish to know the angular size. Hold a match stick at arm's length in line with a known object and note how much of the object is covered by the head of the match. If you had performed this experiment at the time of the sighting, how much of the object would have been covered by the match head?

I preformed this experiment only a bit was covered by the head.

19. Draw a picture that will show the shape of the object or objects. Label and include in your sketch any details of the object that you saw such as wings, protrusions, etc., and especially exhaust trails or vapor trails. Place an arrow beside the drawing to show the direction the object was moving.



20. Do you think you can estimate the speed of the object?

(Circle One) (Yes) No

IF you answered YES, then what speed would you estimate? 205 MPH

21. Do you think you can estimate how far away from you the object was?

(Circle One) (Yes) No

IF you answered YES, then how far away would you say it was? 2 miles.

22. Where were you located when you saw the object? *(Circle One)*:

a. Inside a building
b. ~~In a car~~
(c. Outdoors)
d. In an airplane (type)
e. At sea
f. Other Nilsons backyard

23. Were you *(Circle One)*

a. In the business section of a city?
b. In the residential section of a city?
c. In open countryside?
d. Near an airfield?
e. Flying over a city?
f. Flying over open country?
g. Other in backyard

24. IF you were MOVING IN AN AUTOMOBILE or other vehicle at the time, then complete the following questions:

24.1 What direction were you moving? *(Circle One)*

a. North	c. East	e. South	g. West
b. Northeast	d. Southeast	f. Southwest	h. Northwest

24.2 How fast were you moving? _____ miles per hour.

24.3 Did you stop at any time while you were looking at the object?

(Circle One) Yes No

25. Did you observe the object through any of the following?

a. Eyeglasses	Yes	No	(e. Binoculars)	(Yes)	No
b. Sun glasses	Yes	No	f. Telescope	Yes	No
c. Windshield	Yes	No	g. Theodolite	Yes	No
d. Window glass	Yes	No	h. Other		

26. In order that you can give as clear a picture as possible of what you saw, describe in your own words a common object or objects which, when placed up in the sky, would give the same appearance as the object which you saw.



A football with a light on top and smoke coming out

27. In the following sketch, imagine that you are at the point shown. Place an "A" on the curved line to show how high the object was above the horizon (skyline) when you *first* saw it. Place a "B" on the same curved line to show how high the object was above the horizon (skyline) when you *last* saw it. Place an "A" on the compass when you *first* saw it. Place a "B" on the compass when you *last* saw the object.

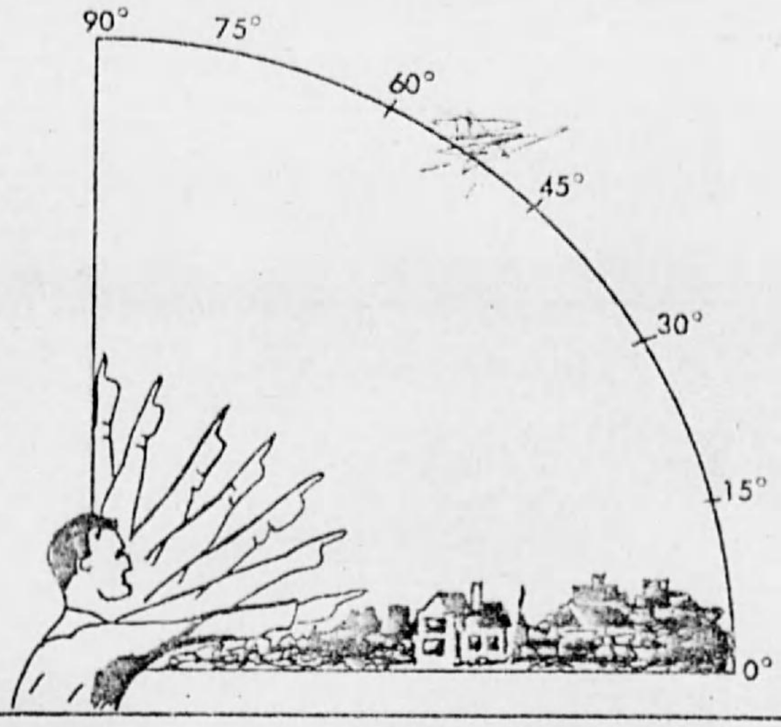

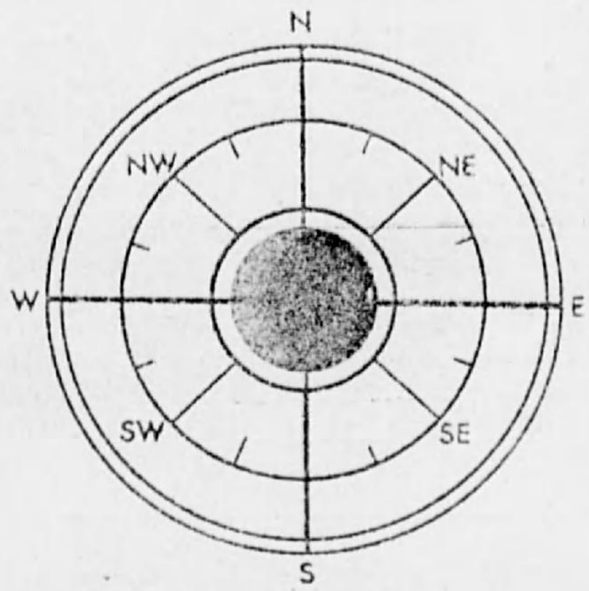

28. Draw a picture that will show the motion that the object or objects made. Place an "A" at the beginning of the path, a "B" at the end of the path, and show any changes in direction during the course.



29. IF there was MORE THAN ONE object, then how many were there? 3 objects first 1 object
Draw a picture of how they were arranged, and put an arrow to show the direction that they were traveling.
then 2 more
came



30. Have you ever seen this, or a similar object before. If so give date or dates and location.

Never

31. Was anyone else with you at the time you saw the object? *(Circle One)* (Yes) No

31.1 IF you answered YES, did they see the object too? *(Circle One)* (Yes) No

31.2 Please list their names and addresses:

[redacted]

They live at [redacted] Cortland

32. Please give the following information about yourself:

NAME [redacted] (Last Name) [redacted] (First Name) [redacted] (Middle Name)

ADDRESS [redacted] (Street) Cortland (City) (Zone) New York (State)

TELEPHONE NUMBER [redacted] AGE 14 SEX Male

Indicate any additional information about yourself, including any special experience, which might be pertinent.

Read Most of the books on U.F.O.'s and a amateur astronomer.

33. When and to whom did you report that you had seen the object?

1 (Day) July (Month) 1968 (Year) Local News Paper and Air Force

34. Date you completed this questionnaire: 2nd (Day) July (Month) 1965 (Year)

35. Information which you feel pertinent and which is not adequately covered in the specific points of the questionnaire or a narrative explanation of your sighting.

When I we first saw it it was flooring up & down then it zoomed away then We looked again at night and saw it again there seemed to be a great flash of light then we looked and more things came. When it was dark we looked at the object and saw the big object flashing a red light then all the disapeared out of sight. It was going about.

205 miles perhour it moved
so fast that it caused
no blur All of a sudden
it turned very fast.
All photo.



U.S. DEPARTMENT OF COMMERCE/Environmental Science Services Administration/Environmental Data Service

DAILY WEATHER MAPS

WEEKLY SERIES JUNE 17-23, 1968

The charts in this publication are a continuation of the principal charts of the Weather Bureau publication, Daily Weather Map. They include the Surface Weather Map, the 500-Millibar Chart, the Highest and Lowest Temperatures Chart, and the Daily Precipitation Chart. All of the charts for one day are arranged on a single page of this publication. They are copied from operational weather maps prepared by the National Meteorological Center, Weather Bureau. The symbols used on the Surface Weather Map and the 500-Millibar Chart are the same as those used previously in Daily Weather Map. An explanatory sheet is available, and may be obtained by writing to: Environmental Science Services Administration, Publications Section, AD 143, Rockville, Maryland 20852.

The Surface Weather Map presents station data and the analysis for 7:00 a.m./e.s.t. Areas of precipitation are indicated by shading. The weather reports that are printed here are only a fraction of those that are included in the operational weather maps, and on which the analyses are based. Occasional apparent discrepancies between the printed station data and the analyses result from those station reports that cannot be included in the published maps because of lack of space.

The 500-Millibar Chart presents the height contours and temperature isotherms of the 500-millibar surface at 7:00 a.m./e.s.t. The height contours are shown as continuous lines, and are labeled in feet above sea level. The temperature isotherms are shown as dashed lines, and are labeled in degrees Celsius. The arrows show the wind direction and speed at the 500-millibar level.

The Highest and Lowest Temperatures Chart presents the maximum and minimum values for the 24-hour period ending at 1:00 a.m./e.s.t. The names of the reporting points can be obtained from the Surface Weather Map. The maximum temperature is plotted above the station location, and the minimum temperature is plotted below this point.

The Precipitation Areas and Amounts Chart indicates by means of shading the areas that had precipitation during the 24 hours ending at 1:00 a.m. Amounts in inches to the nearest hundredth of an inch are for the same period. Incomplete totals are underlined. "T" indicates a trace of precipitation. Dashed lines show the depth of snow on the ground in inches as of 7:00 a.m. of the previous day.



Publications Section, AD 143, Rockville, Maryland 20852.

The Surface Weather Map presents station data and the analysis for 7:00 dashed lines, and are labeled in degrees Celsius. The arrows show the wind direction and speed at the 500-millibar level.

of snow on the ground in inches as of 7:00 a.m. of the previous day.

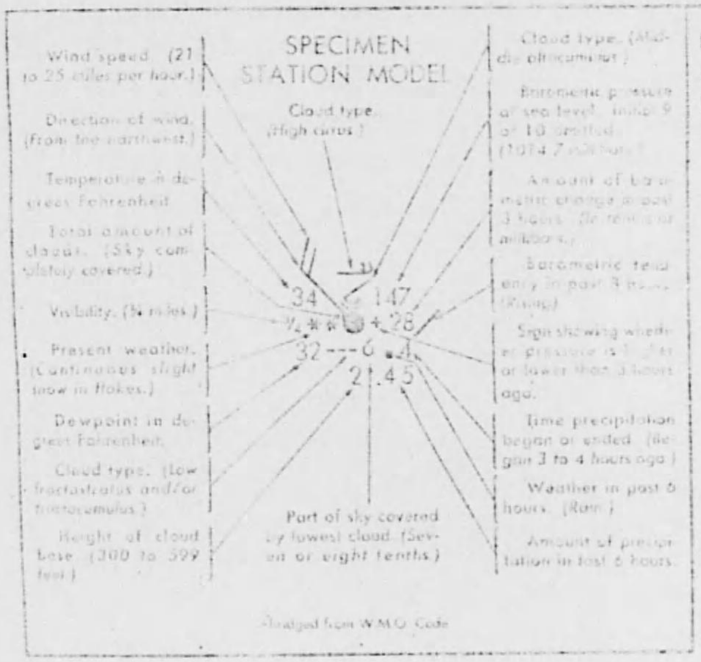

Abridged from W.M.O. Code

U.S. DEPARTMENT OF COMMERCE
ENVIRONMENTAL SCIENCE SERVICES ADMINISTRATION
Environmental Data Service
SILVER SPRING, MD. 20910

Postage and Fees Paid
U.S. DEPARTMENT OF COMMERCE

IMMEDIATE – U.S. Weather Report

FIRST CLASS MAIL

DEPARTMENT OF THE AIR FORCE
HEADQUARTERS FOREIGN TECHNOLOGY DIV
AFSC
WRIGHT-PATTERSON AIR FORCE BASE
OHIO 45433 M

Subscription price – $4.50 per year, $5.20 additional for airmail within the U.S., $3.25 additional for foreign mail, single copy – 15c each. Send remittance to: Superintendent of Documents, Government Printing Office, Washington, D.C. 20402

USCOMM-ESSA-DC WEA 101

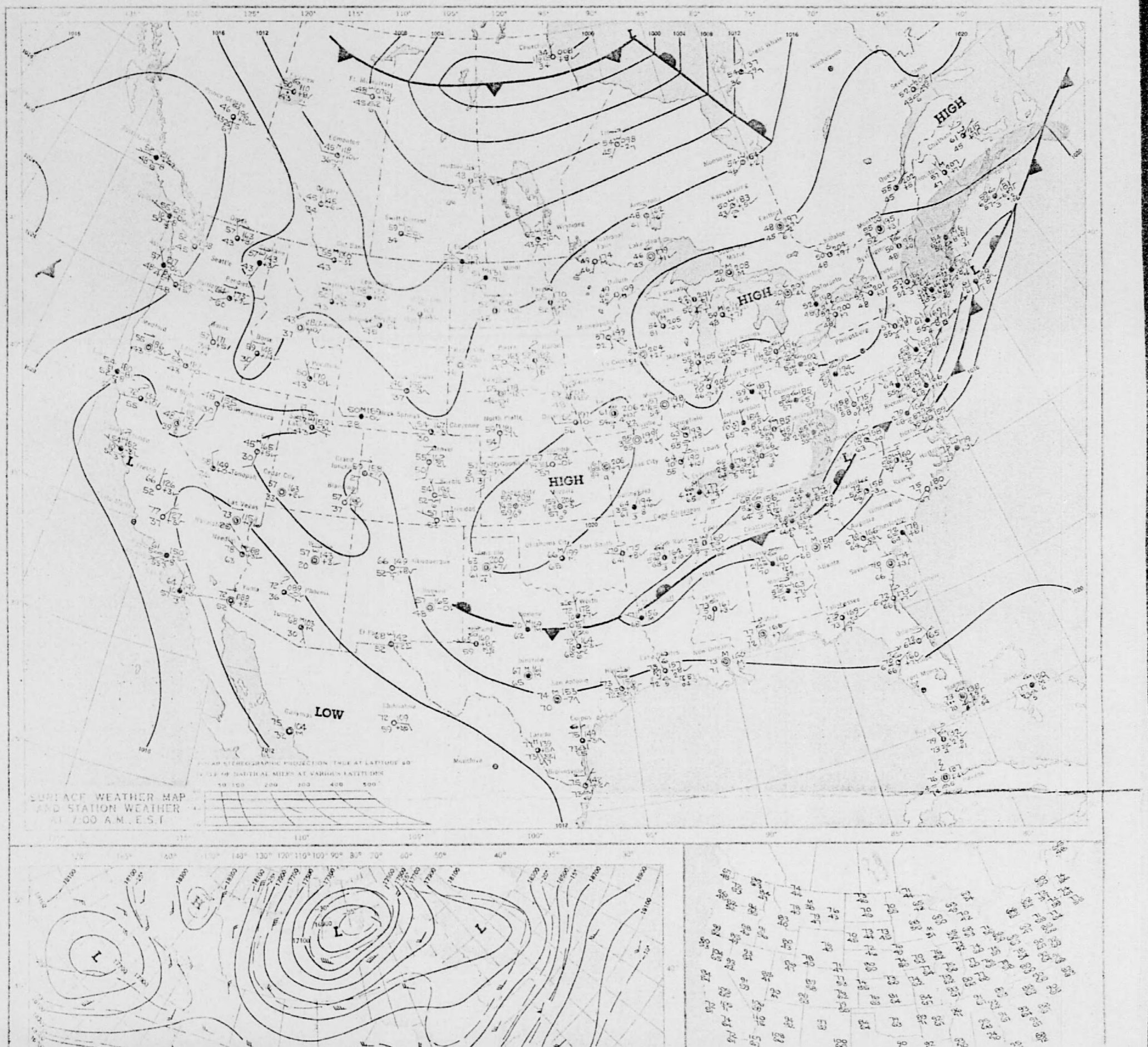
HIGH
HIGH
HIGH
LOW
SURFACE WEATHER MAP
AND STATION WEATHER
AT 7:00 A.M. E.S.T.

SURFACE WEATHER MAP

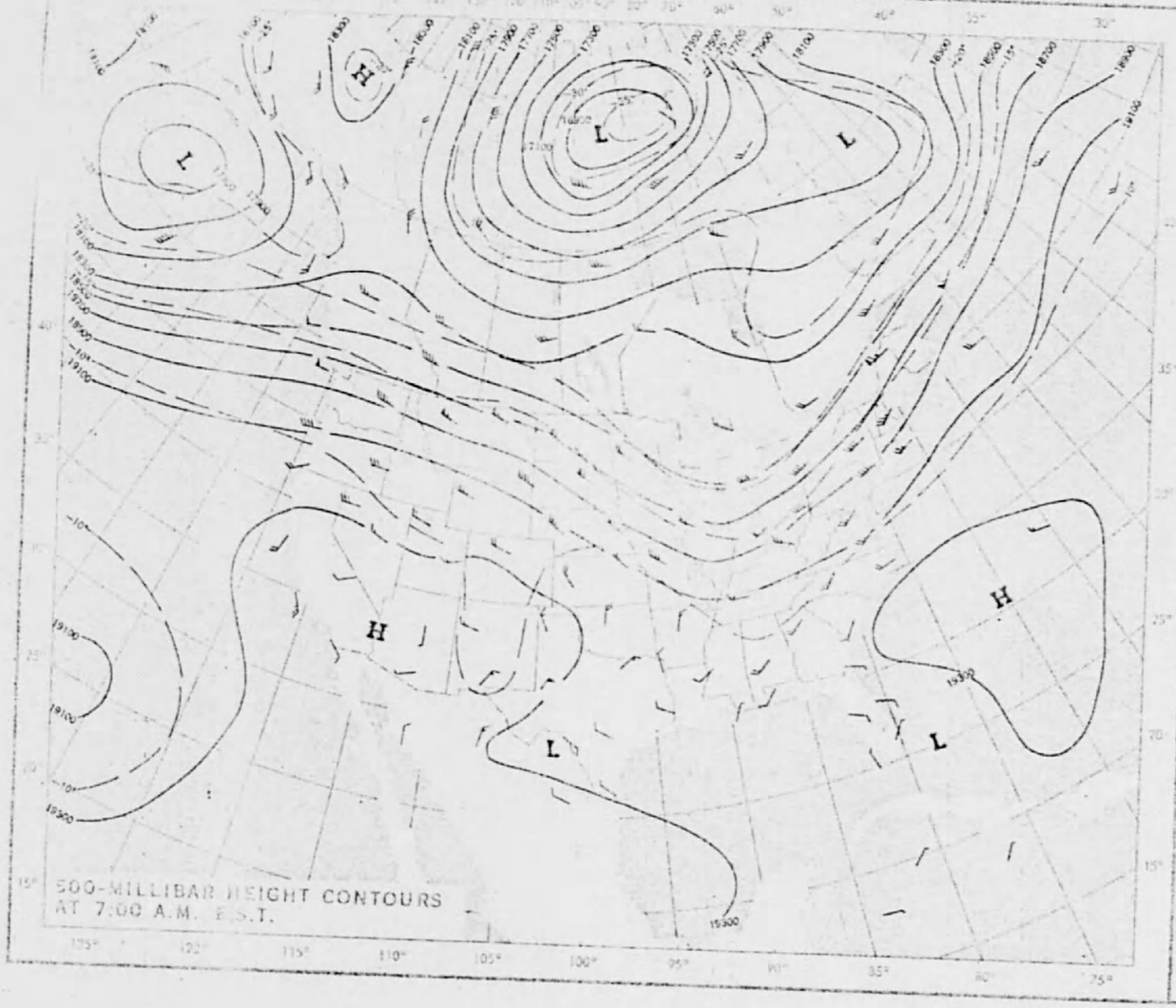
H
L
H
L
L
H
L
L
H
L

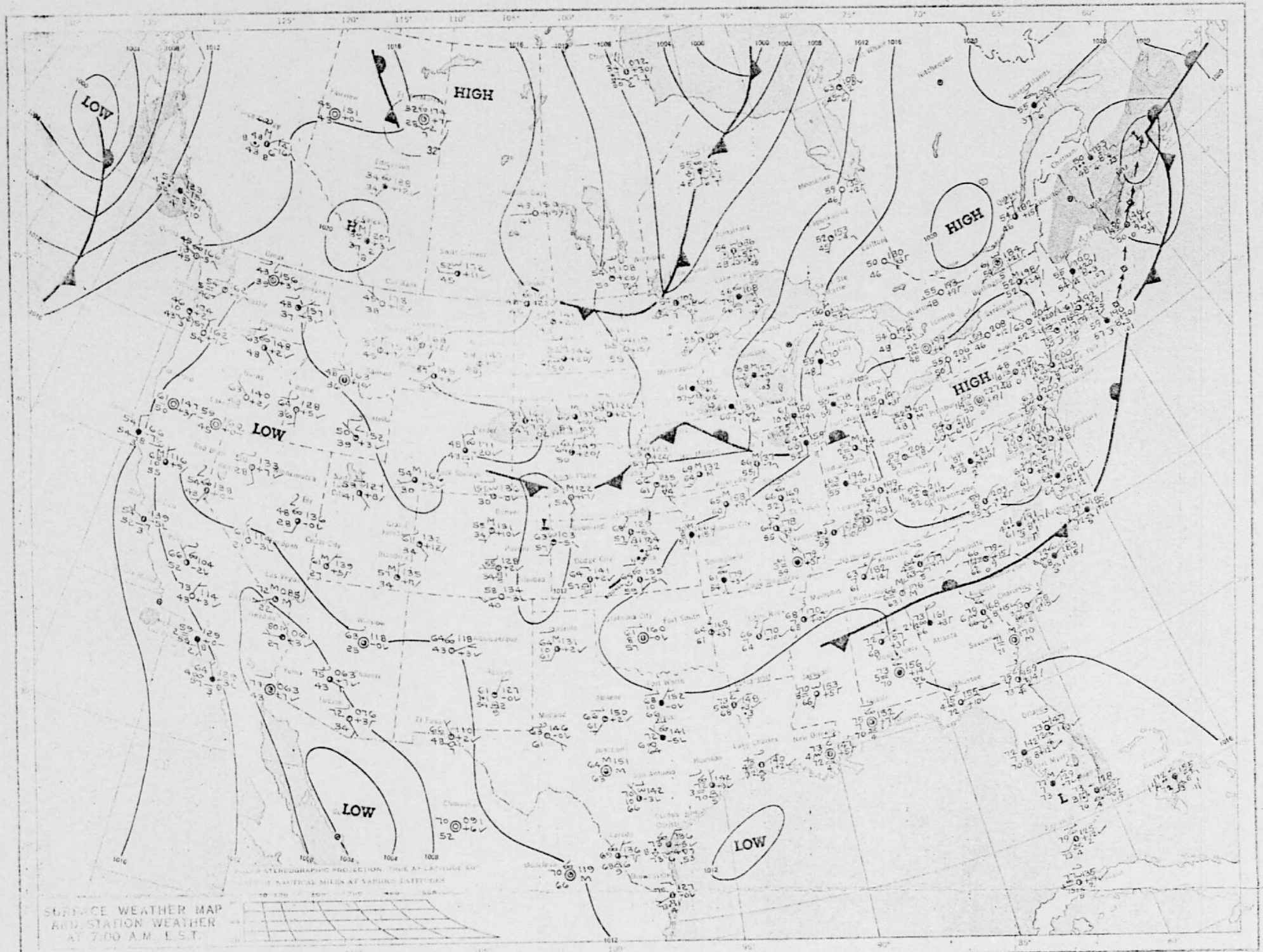
HIGH
HIGH
HIGH
LOW
LOW
LOW
LOW
SURFACE WEATHER MAP
AND STATION WEATHER
AT 7:00 A.M. E.S.T.

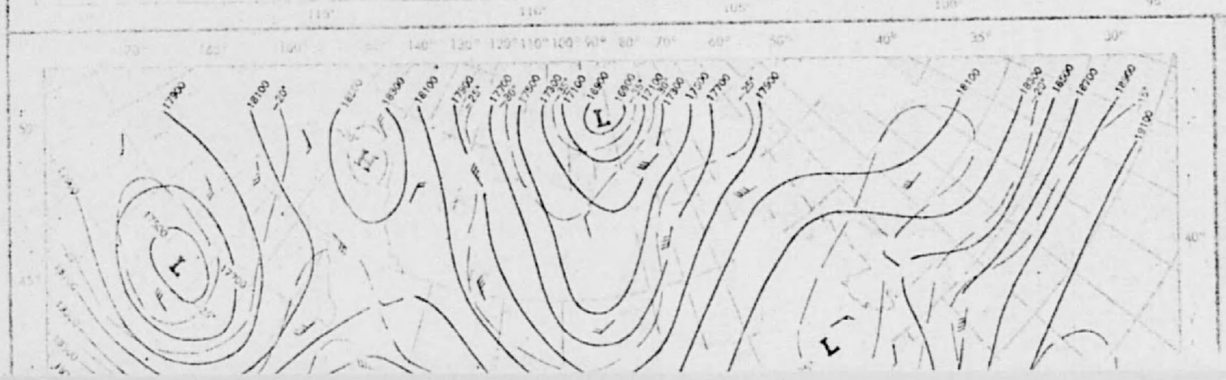



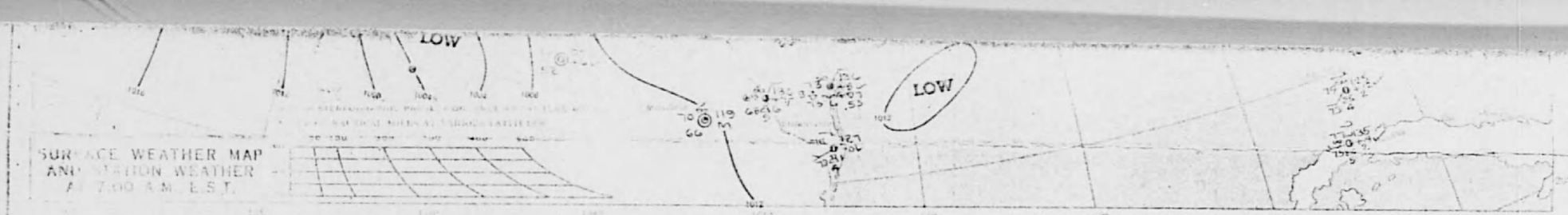

SURFACE WEATHER MAP
AND STATION WEATHER
AT 7:00 A.M. E.S.T.

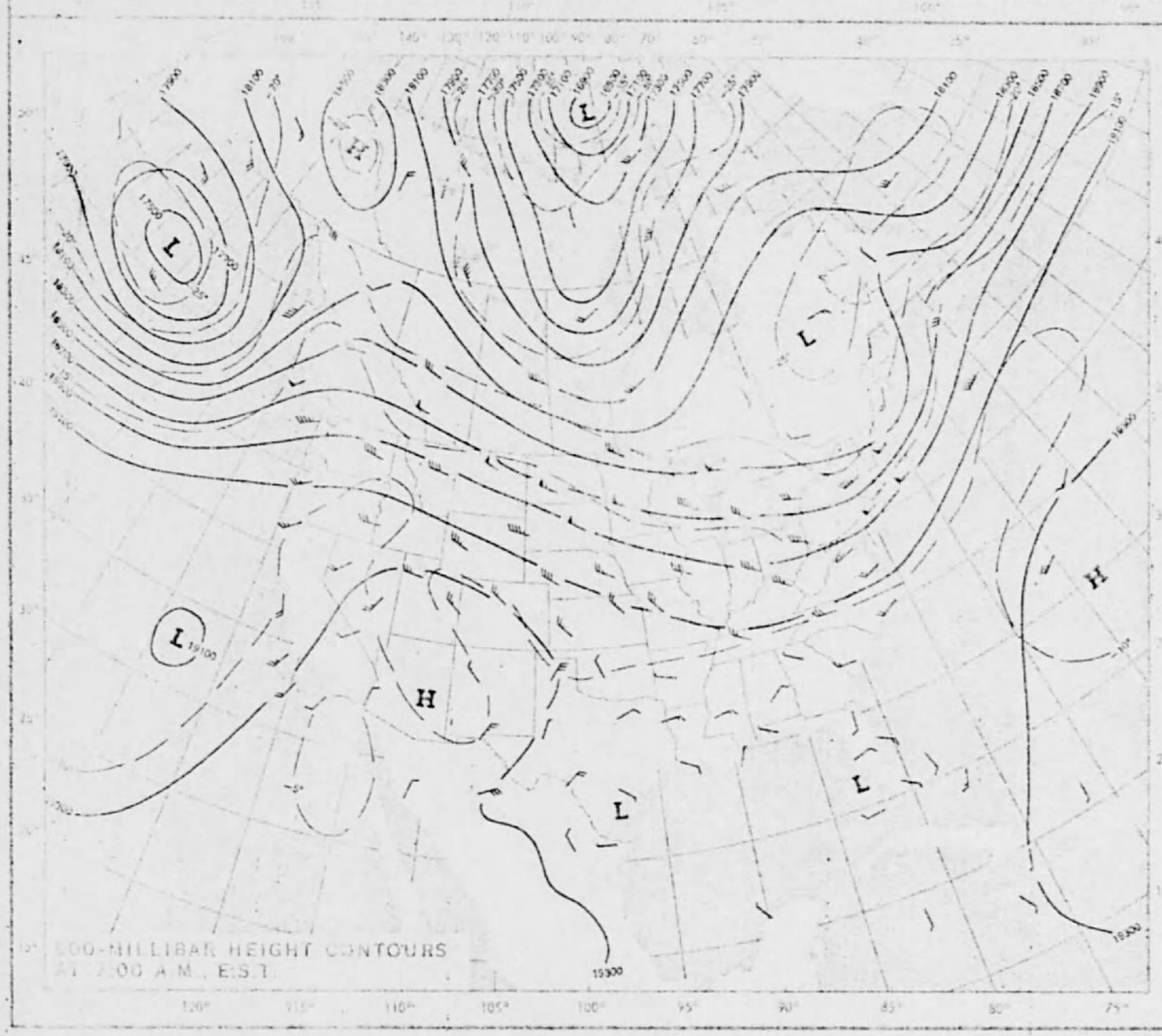

500-MILLIBAR HEIGHT CONTOURS
AT 7:00 A.M., E.S.T.



HIGHEST AND LOWEST TEMPERATURES

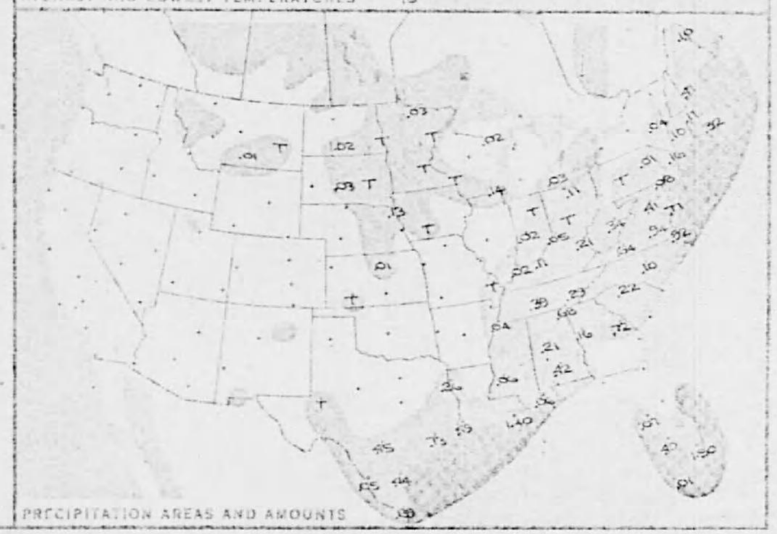

PRECIPITATION AREAS AND AMOUNTS

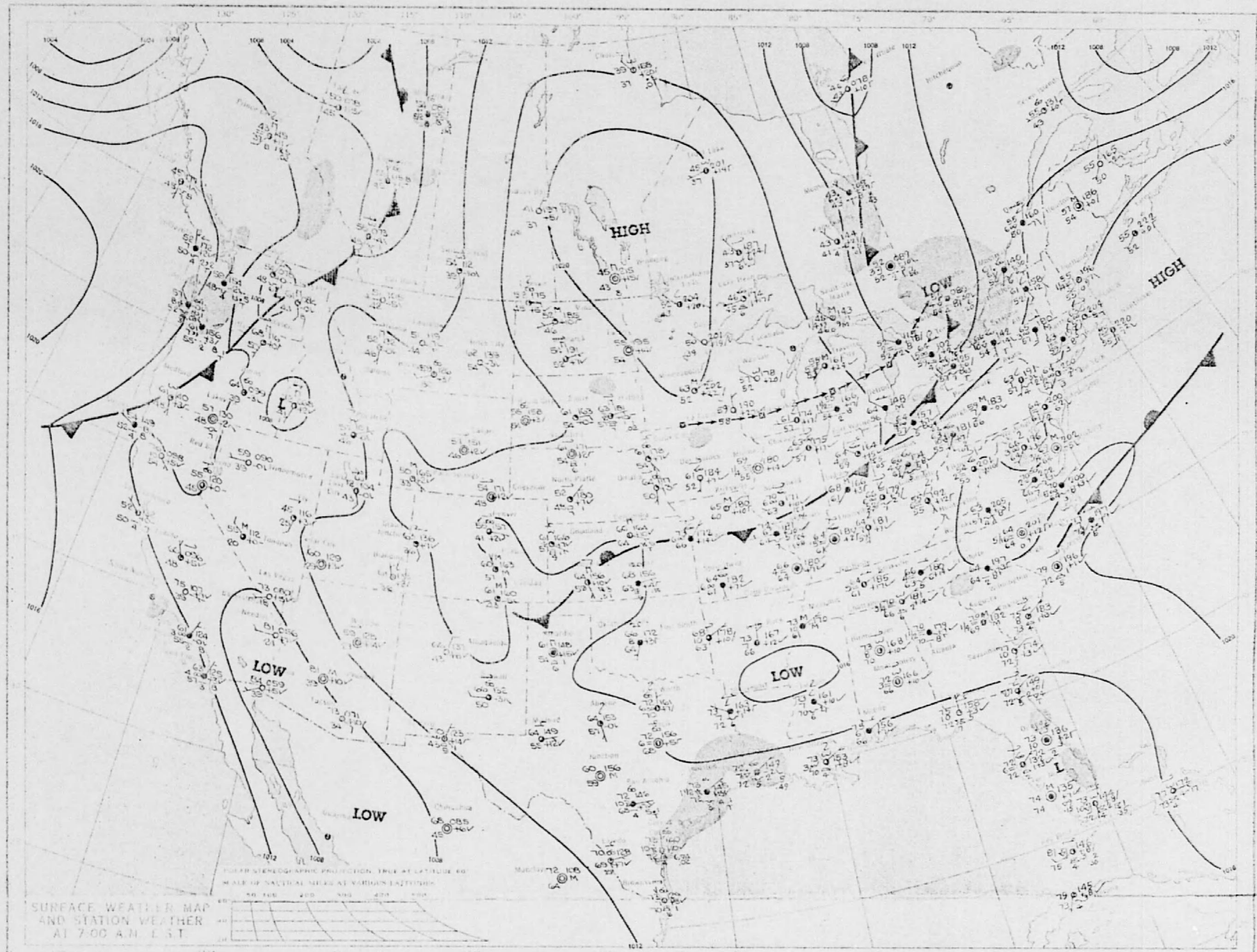
HIGH
LOW
LOW
LOW
HIGH
L
SURFACE WEATHER MAP
AND STATION WEATHER
AT 7:00 A.M. E.S.T.

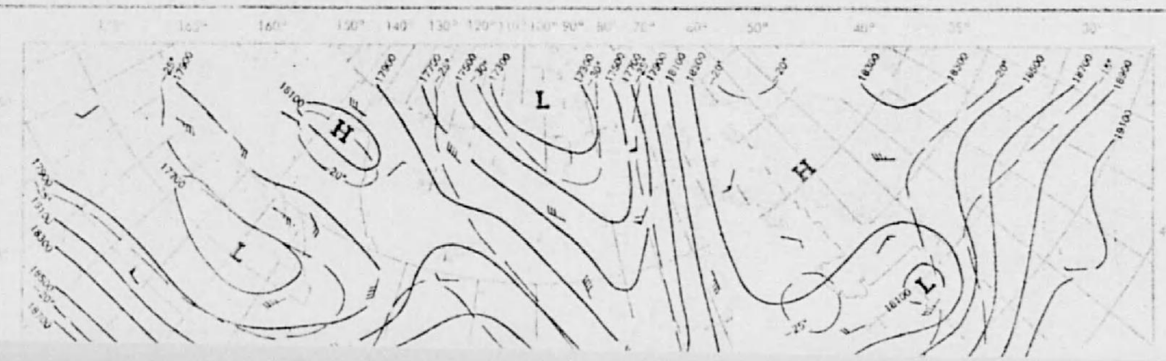
H
L
L
H
L



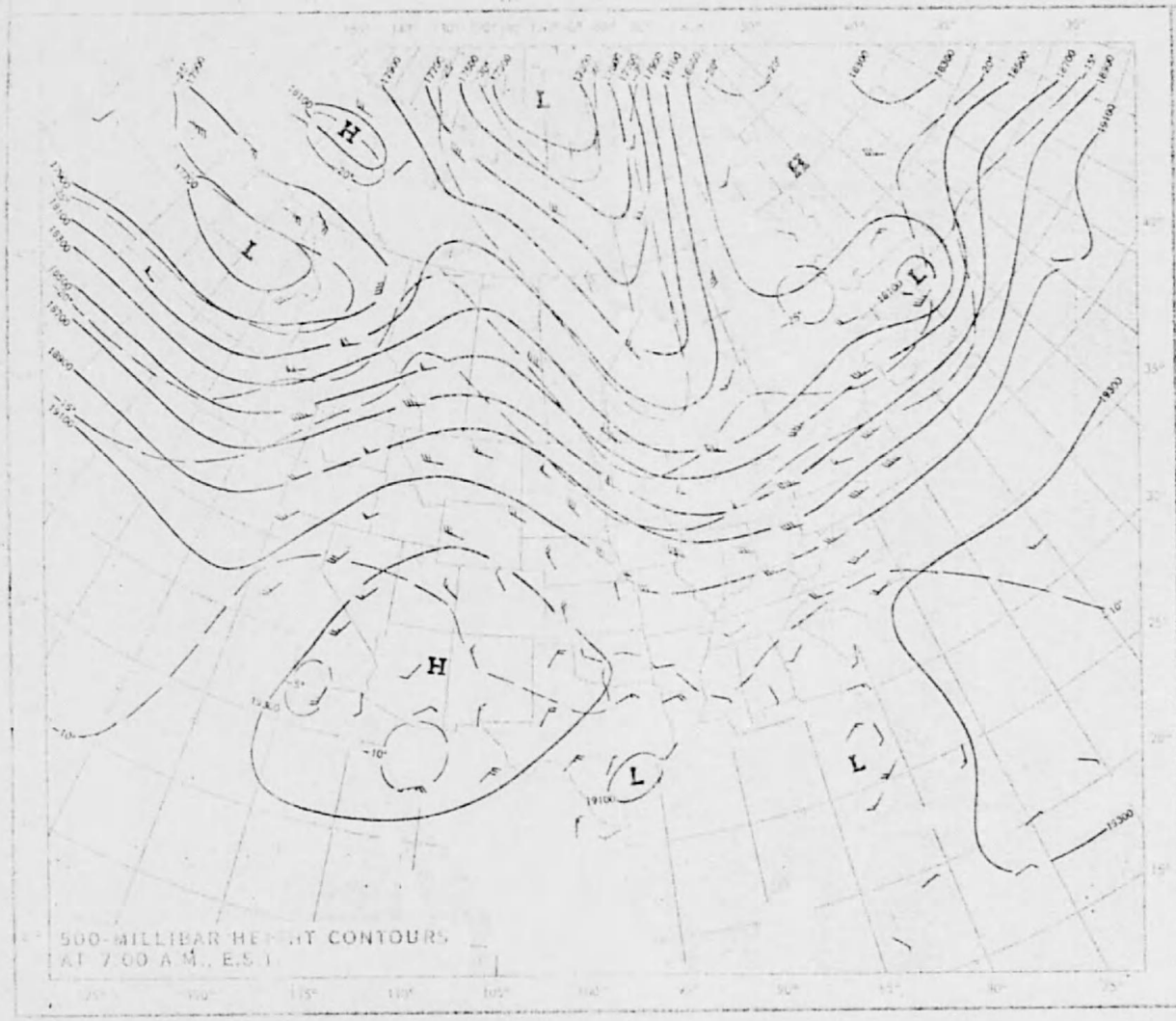
H
L
H
L
L
L
L
L
-10°
-10°
-10°

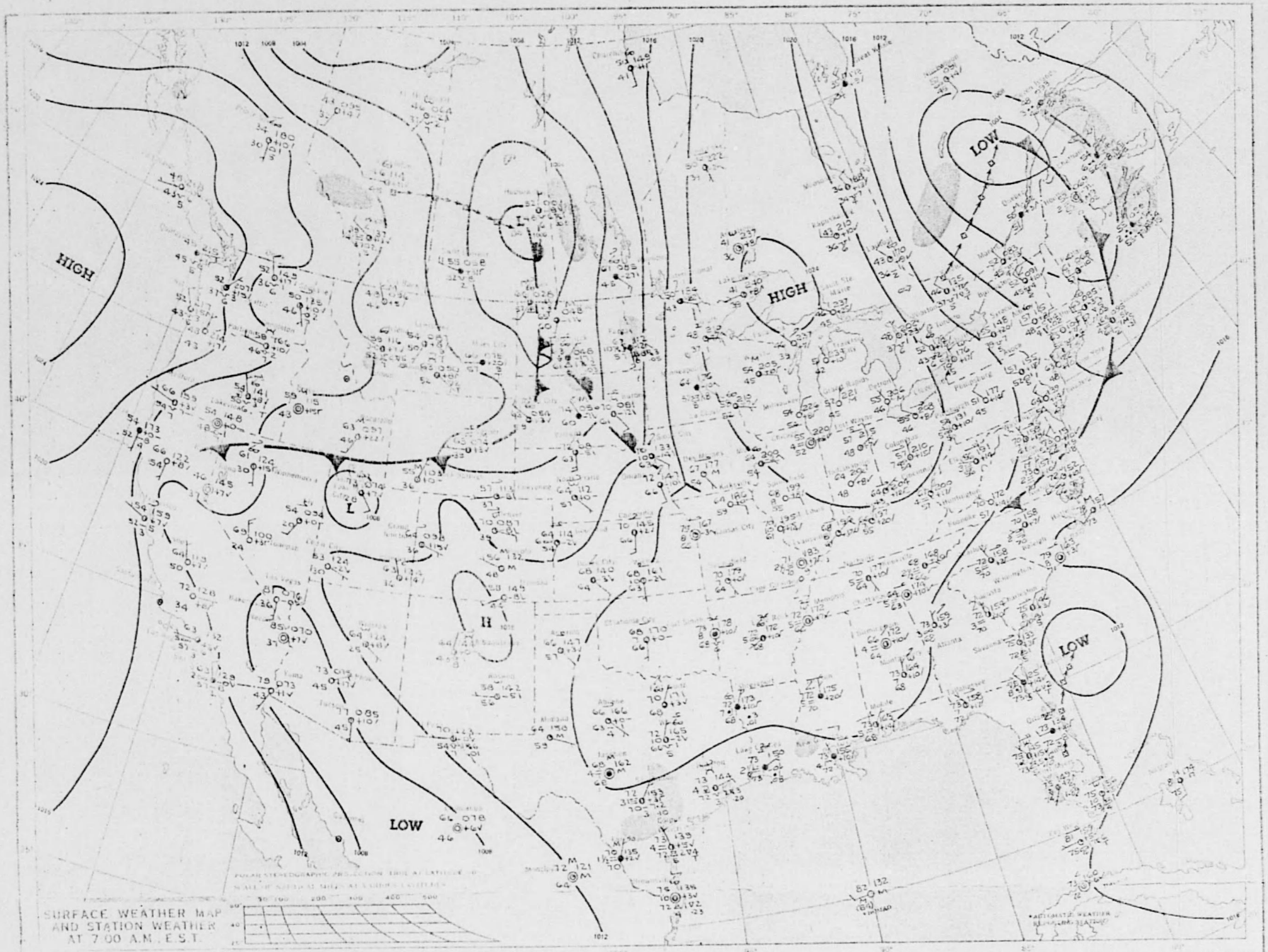
HIGH
LOW
HIGH
LOW
LOW
H
L
L
H
L
SURFACE WEATHER MAP
AND STATION WEATHER
AT 7:00 A.M. E.S.T.

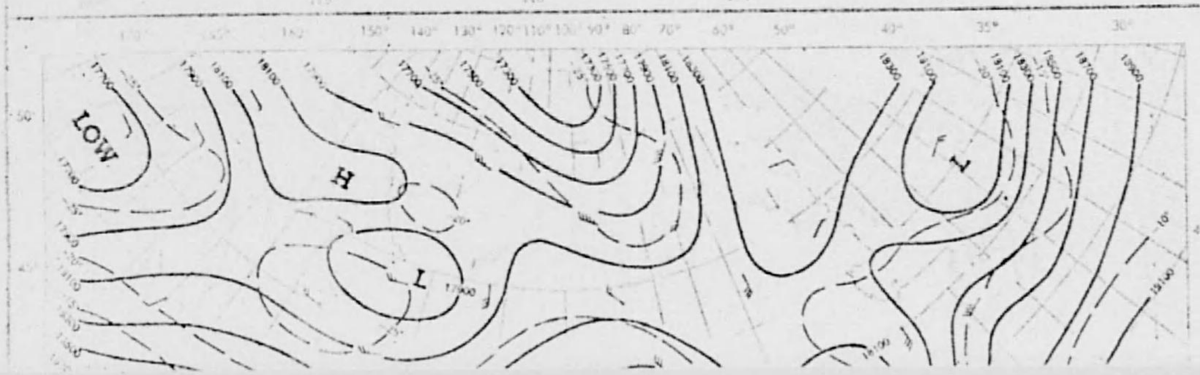
LOW
H
L
L



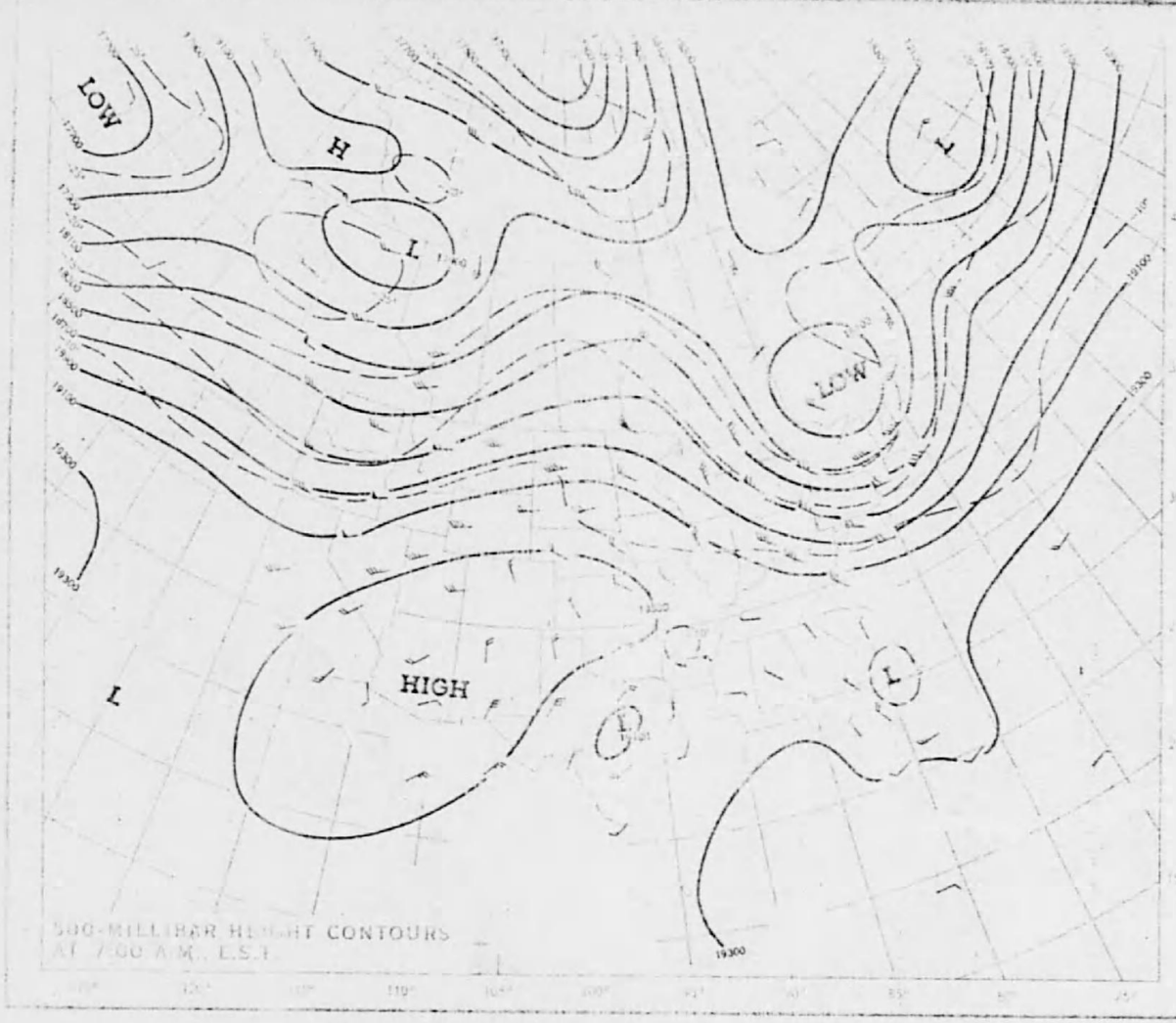

500-MILLIBAR HEIGHT CONTOURS
AT 7:00 A.M., E.S.T.



HIGHEST AND LOWEST TEMPERATURES

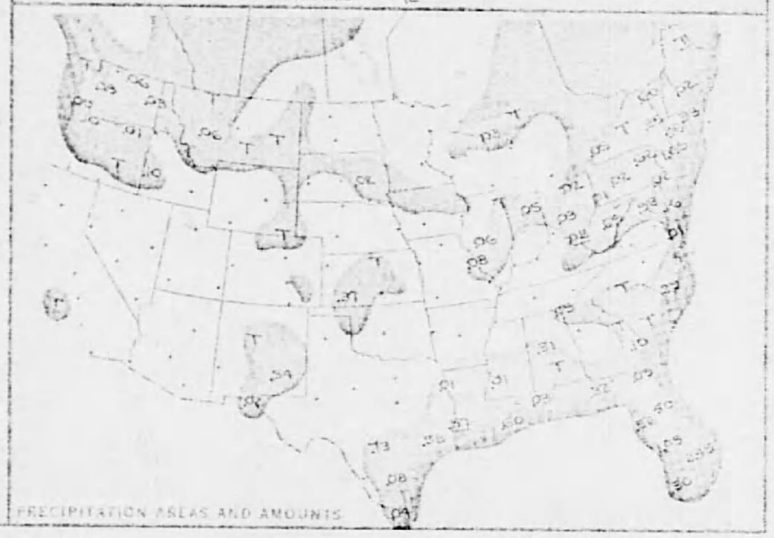

PRECIPITATION AREAS AND AMOUNTS

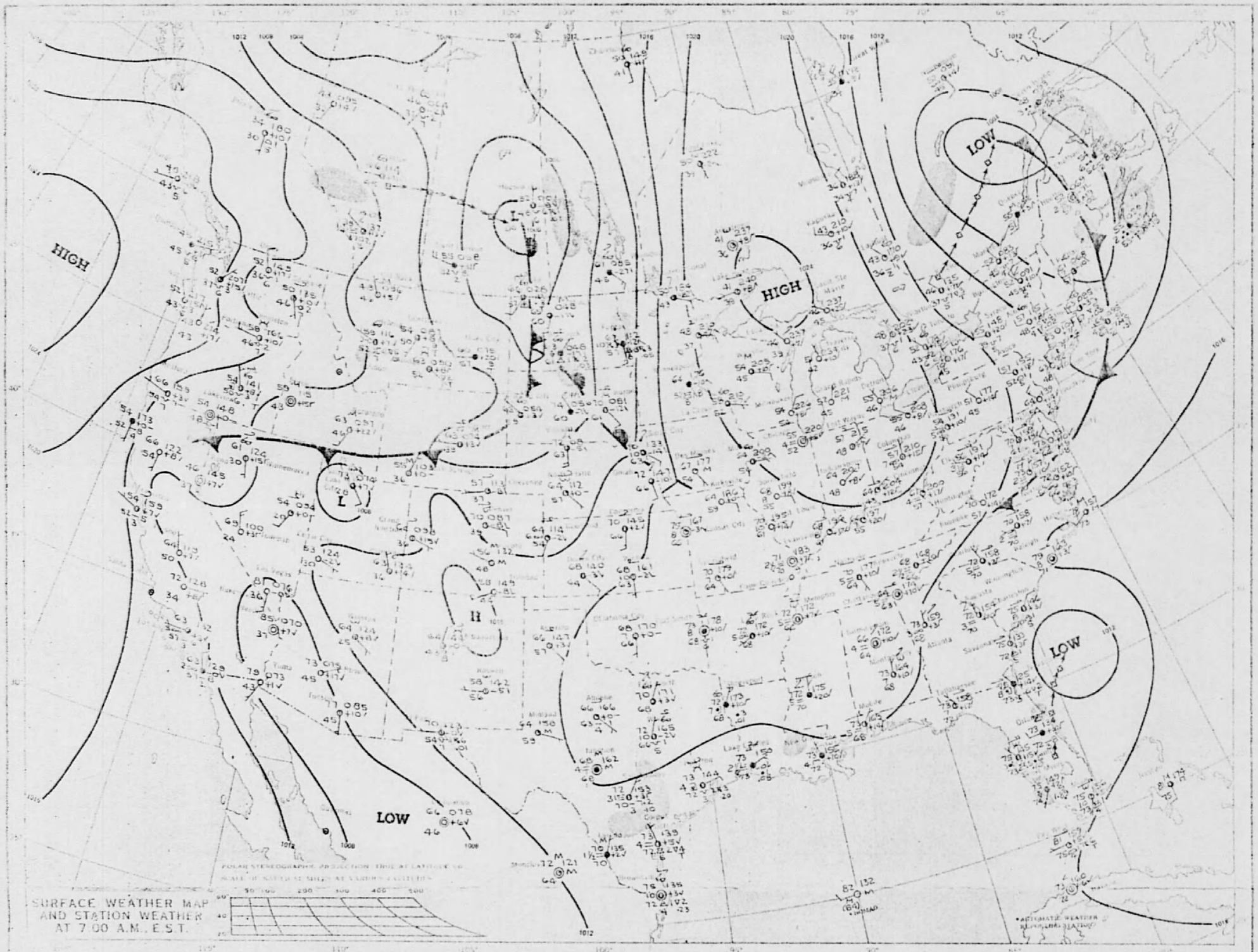
HIGH
LOW
HIGH
LOW
LOW
H
L
L
H
L
SURFACE WEATHER MAP
AND STATION WEATHER
AT 7:00 A.M., E.S.T.


LOW
HIGH
LOW
HIGH
LOW
BRENDA
SURFACE WEATHER MAP
AND STATION WEATHER
AT 7:00 A.M., E.S.T.
POLAR STEREOGRAPHIC PROJECTION TRUE AT LATITUDE 60°
SCALE OF NAUTICAL MILES AT VARIOUS LATITUDES
*AUTOMATIC WEATHER REPORTING STATION

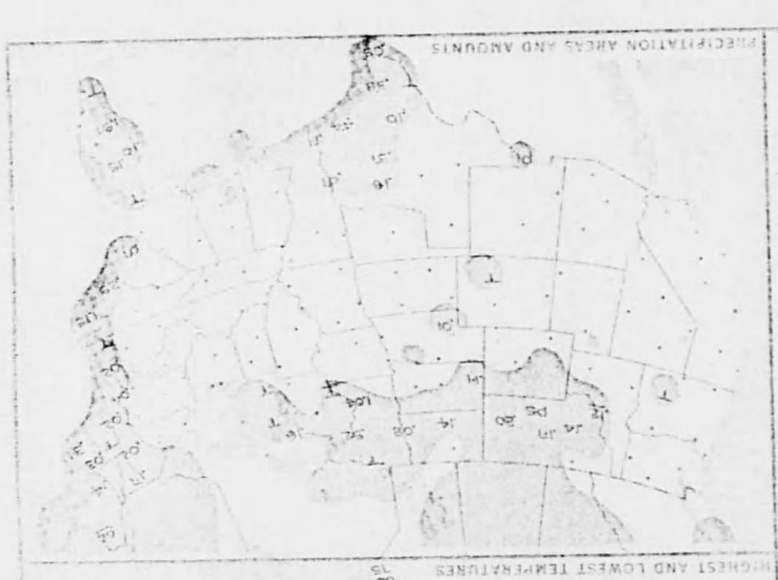
PRECIPITATION AREAS AND ISOBARS

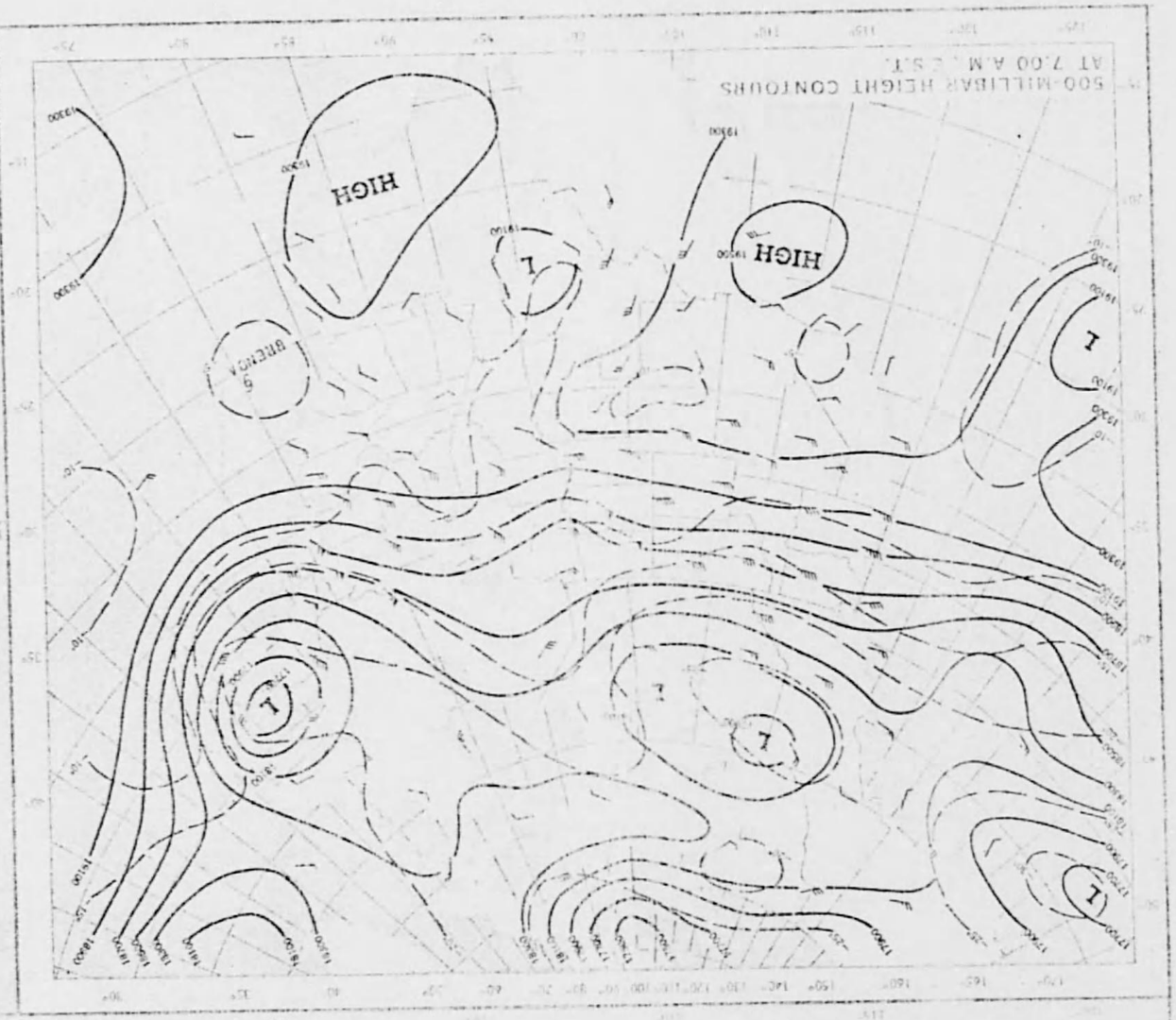
500-MILLIBAR HEIGHT CONTOURS
AT 7:00 A.M., E.S.T.
HIGH
HIGH
BRENDA
L
L
L
L


HIGHEST AND LOWEST TEMPERATURES

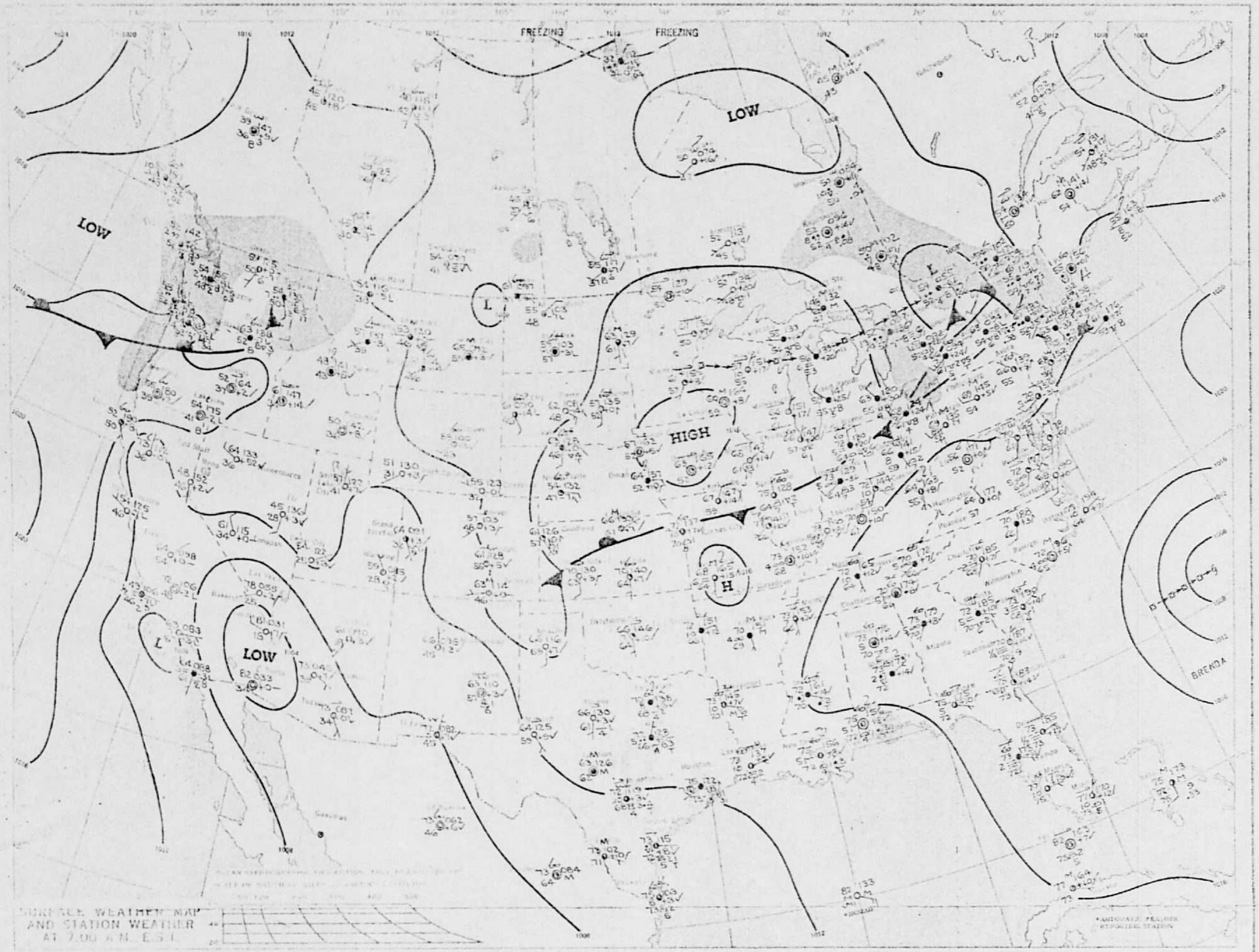
FREEZING
FREEZING
LOW
LOW
LOW
HIGH
SURFACE WEATHER MAP
AND STATION WEATHER
AT 7:00 A.M. E.S.T.


H
L
L
L

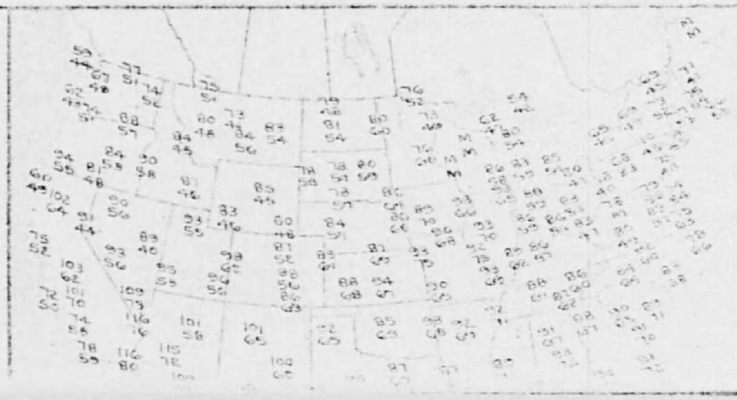

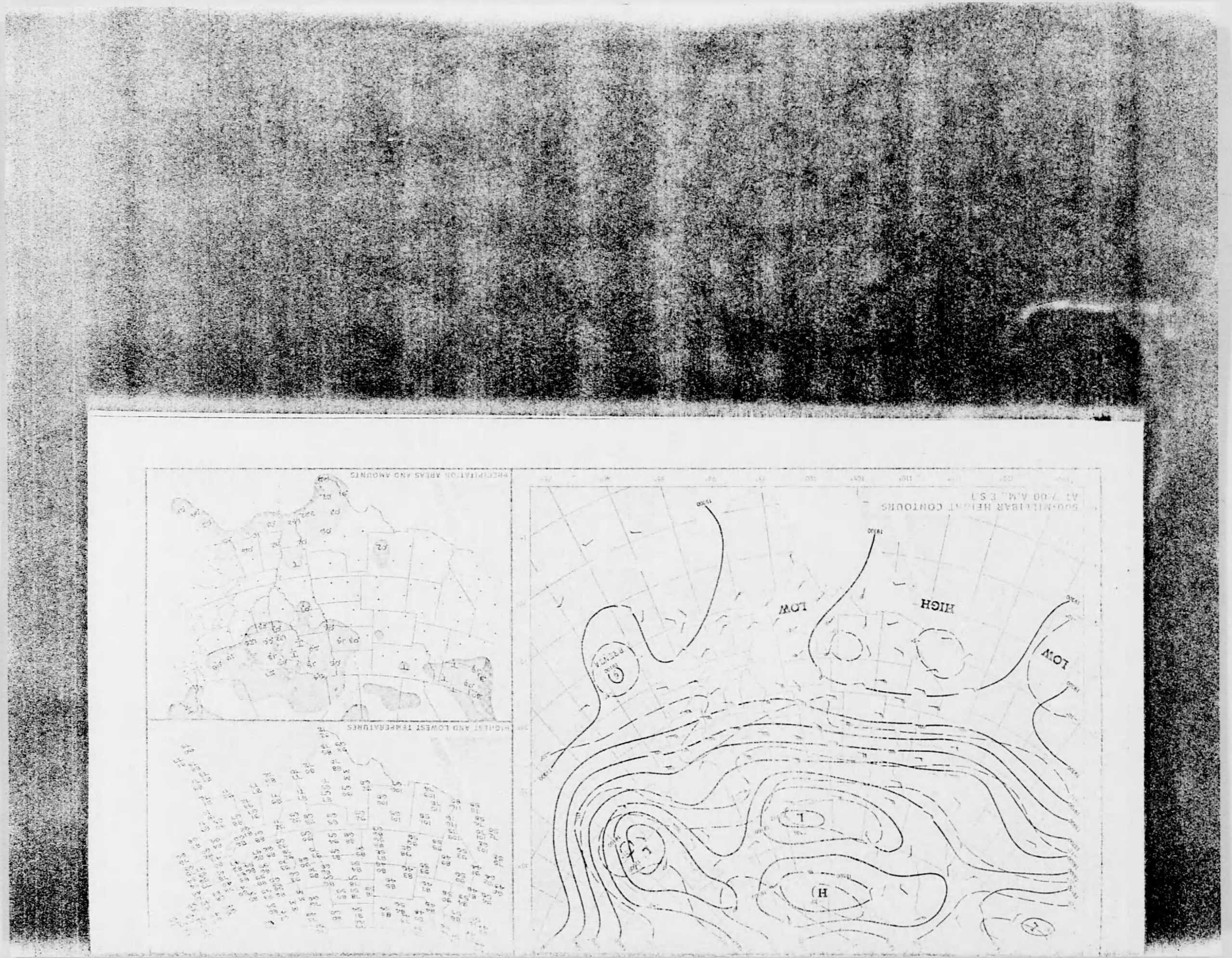
PRECIPITATION AREAS AND AMOUNTS
HIGHEST AND LOWEST TEMPERATURES
500-MILLIBAR HEIGHT CONTOURS
AT 7:00 A.M. E.S.T.
HIGH
LOW
LOW
H
L

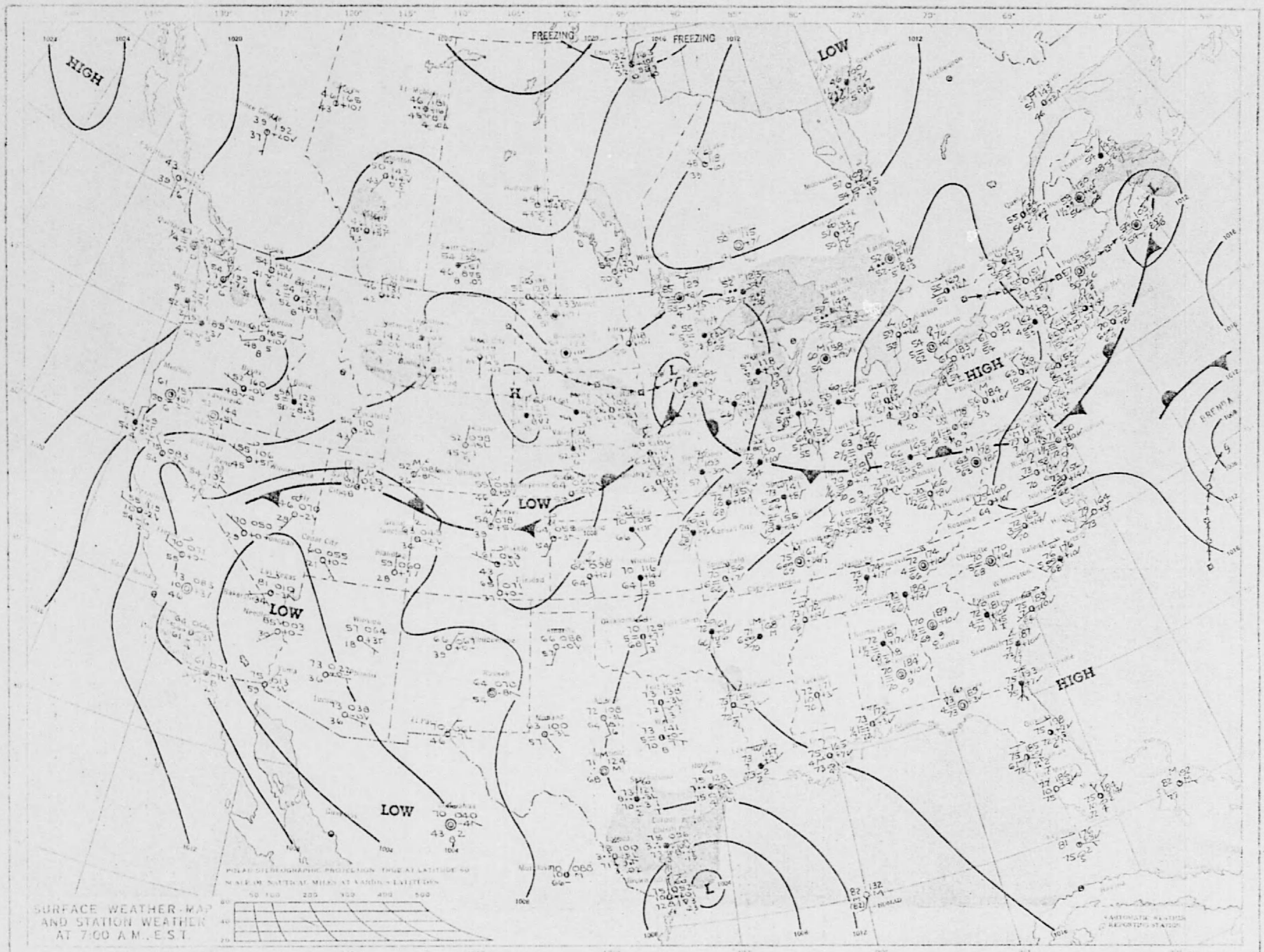
HIGH
FREEZING
FREEZING
LOW
HIGH
LOW
LOW
LOW
HIGH
SURFACE WEATHER MAP
AND STATION WEATHER
AT 7:00 A.M. E.S.T.

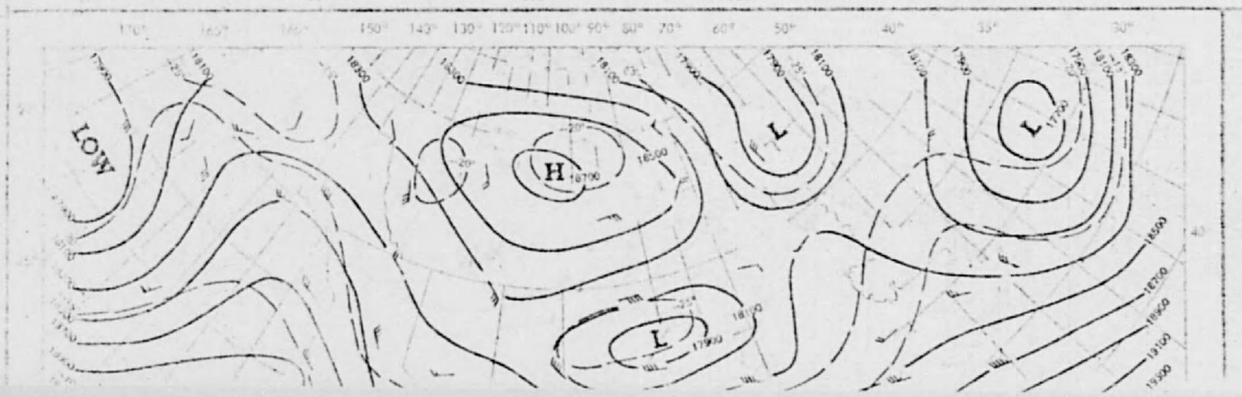
LOW
H
L
L
L



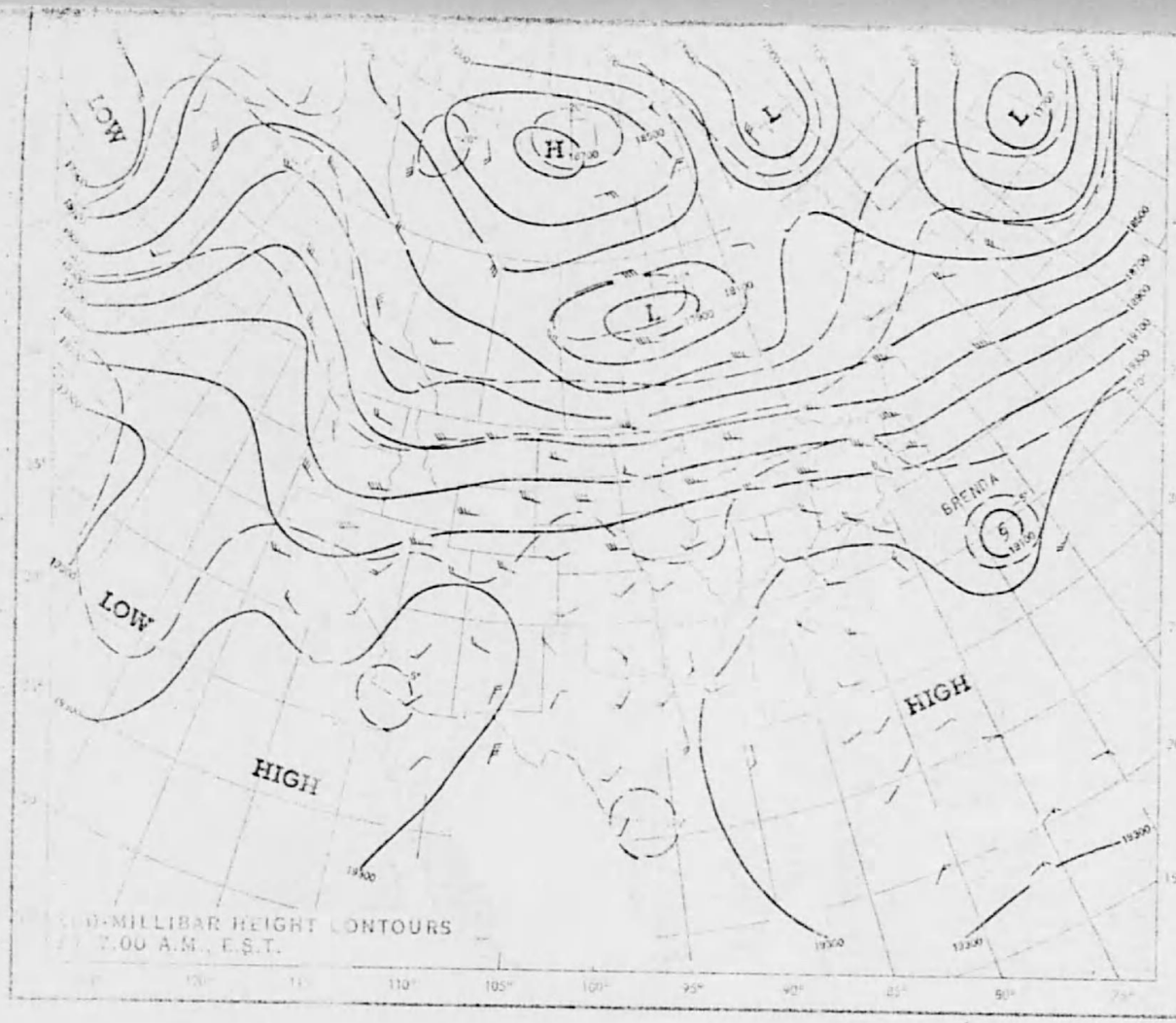

500-MILLIBAR HEIGHT CONTOURS
AT 7:00 A.M., E.S.T.

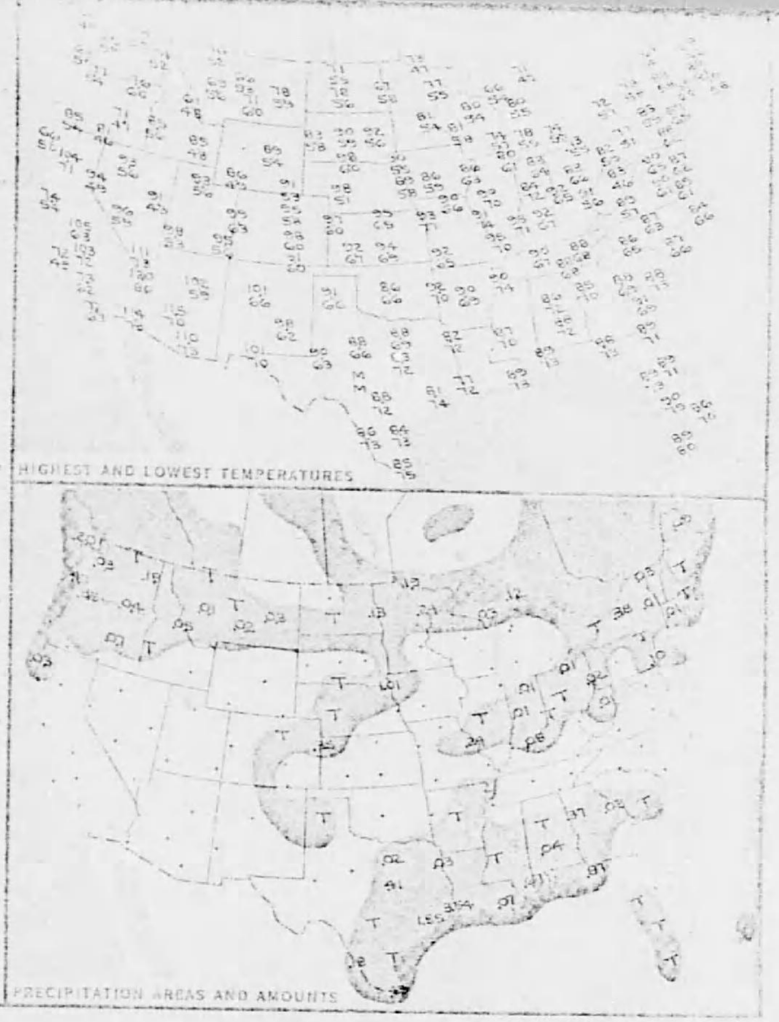

HIGHEST AND LOWEST TEMPERATURES

PRECIPITATION AREAS AND AMOUNTS

U.S. DEPARTMENT OF COMMERCE/Environmental Science Services Administration/Environmental Data Service

DAILY WEATHER MAPS

WEEKLY SERIES JUNE 24-30, 1968

The charts in this publication are a continuation of the principal charts of the Weather Bureau publication, Daily Weather Map. They include the Surface Weather Map, the 500-Millibar Chart, the Highest and Lowest Temperatures Chart, and the Daily Precipitation Chart. All of the charts for one day are arranged on a single page of this publication. They are copied from operational weather maps prepared by the National Meteorological Center, Weather Bureau. The symbols used on the Surface Weather Map and the 500-Millibar Chart are the same as those used previously in Daily Weather Map. An explanatory sheet is available, and may be obtained by writing to: Environmental Science Services Administration, Publications Section, AD 143, Rockville, Maryland 20852.

The Surface Weather Map presents station data and the analysis for 7:00 a.m./e.s.t. Areas of precipitation are indicated by shading. The weather reports that are printed here are only a fraction of those that are included in the operational weather maps, and on which the analyses are based. Occasional apparent discrepancies between the printed station data and the analyses result from those station reports that cannot be included in the published maps because of lack of space.

The 500-Millibar Chart presents the height contours and temperature isotherms of the 500-millibar surface at 7:00 a.m./e.s.t. The height contours are shown as continuous lines, and are labeled in feet above sea level. The temperature isotherms are shown as dashed lines, and are labeled in degrees Celsius. The arrows show the wind direction and speed at the 500-millibar level.

TheHighest and Lowest Temperatures Chart presents the maximum and minimum values for the 24-hour period ending at 1:00 a.m./e.s.t. The names of the reporting points can be obtained from the Surface Weather Map. The maximum temperature is plotted above the station location, and the minimum temperature is plotted below this point.

The Precipitation Areas and Amounts Chart indicates by means of shading the areas that had precipitation during the 24 hours ending at 1:00 a.m. Amounts in inches to the nearest hundredth of an inch are for the same period. Incomplete totals are underlined. "T" indicates a trace of precipitation. Dashed lines show the depth of snow on the ground in inches as of 7:00 a.m. of the previous day.



U.S. DEPARTMENT OF COMMERCE
ENVIRONMENTAL SCIENCE SERVICES ADMINISTRATION
Environmental Data Service

Postage and Fees Paid
U.S. DEPARTMENT OF COMMERCE

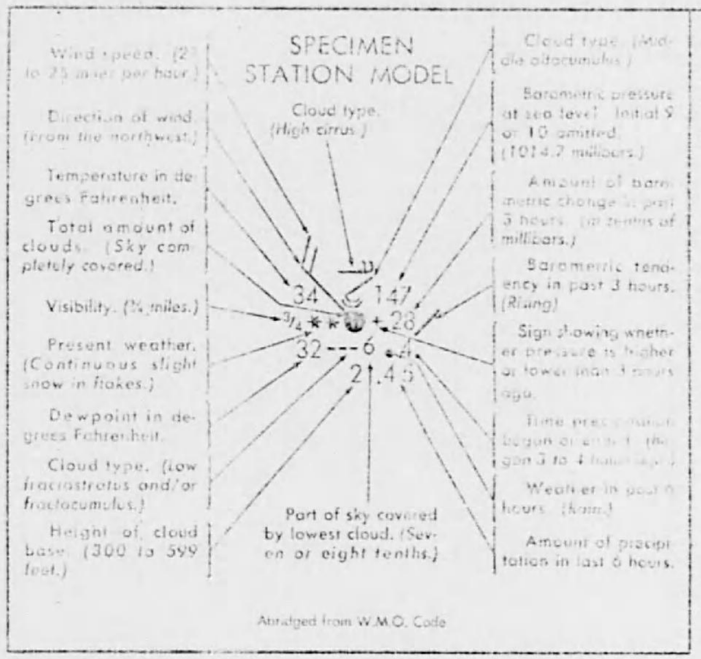

Abridged from W.M.O. Code

U.S. DEPARTMENT OF COMMERCE
ENVIRONMENTAL SCIENCE SERVICES ADMINISTRATION
Environmental Data Service
SILVER SPRING, MD. 20910

Postage and Fees Paid
U.S. DEPARTMENT OF COMMERCE

IMMEDIATE – U.S. Weather Report

FIRST CLASS MAIL

DEPARTMENT OF THE AIR FORCE
HEADQUARTERS FOREIGN TECHNOLOGY DIV
AFSC
WRIGHT-PATTERSON AIR FORCE BASE
OHIO 45433 M

Subscription price - - $4.50 per year, $5.20 additional for airmail within the U.S., $3.25 additional for foreign mail, single copy - - 15c each. Send remittance to: Superintendent of Documents, Government Printing Office, Washington, D.C. 20402.

USCOMM-ESSA/DC WEA 101

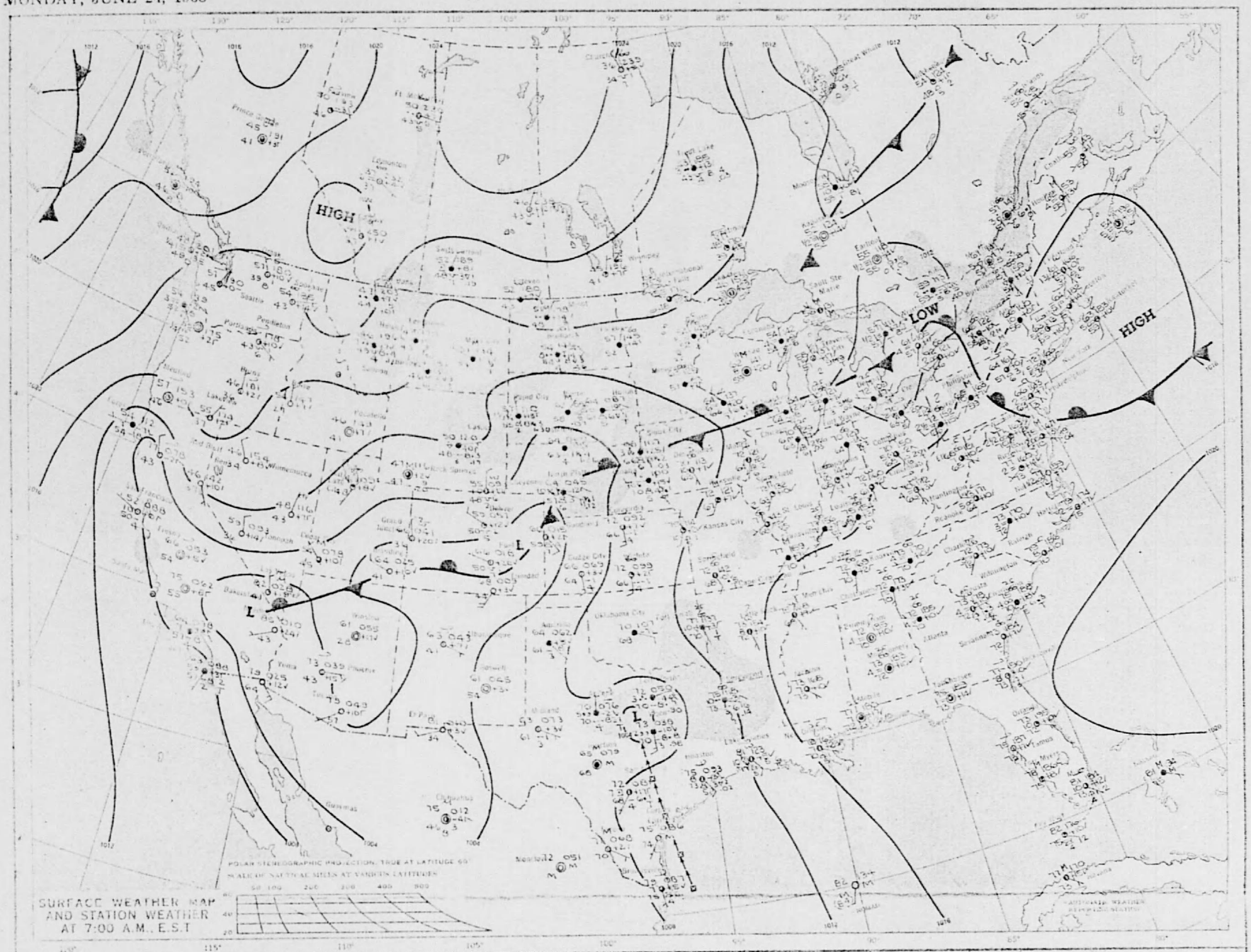
HIGH
LOW
HIGH
L
L
L
POLAR STEREOGRAPHIC PROJECTION, TRUE AT LATITUDE 60°
SCALE OF NAUTICAL MILES AT VARIOUS LATITUDES
SURFACE WEATHER MAP
AND STATION WEATHER
AT 7:00 A.M., E.S.T

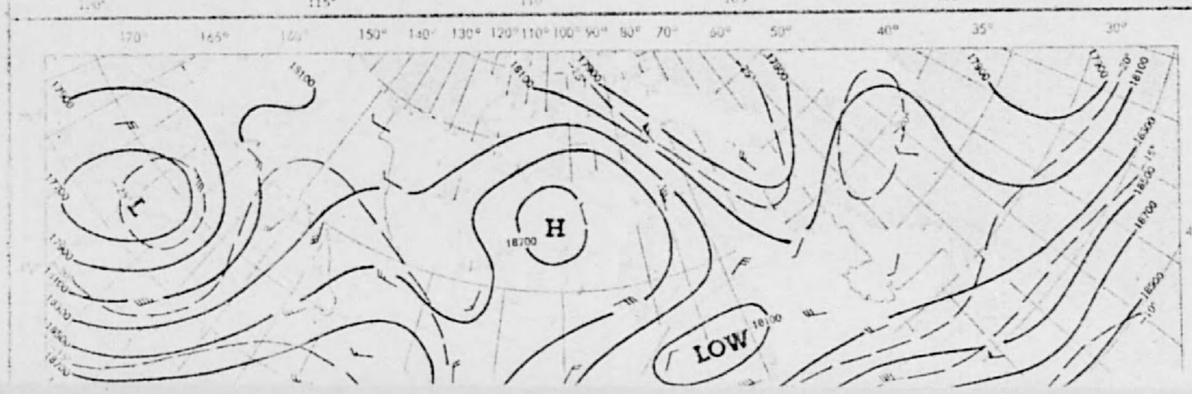
H
L
H
LOW



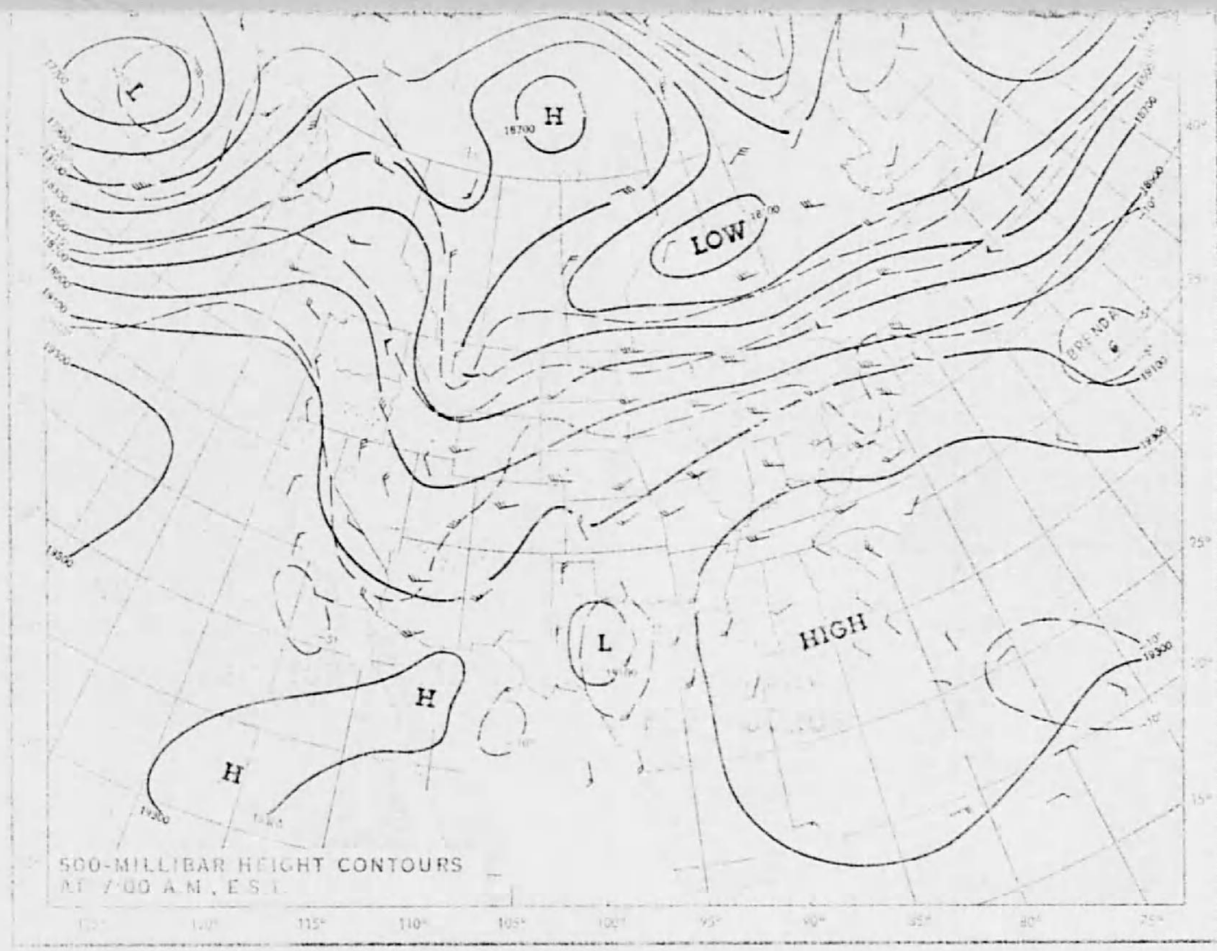


HIGHEST AND LOWEST TEMPERATURES


PRECIPITATION AREAS AND AMOUNTS

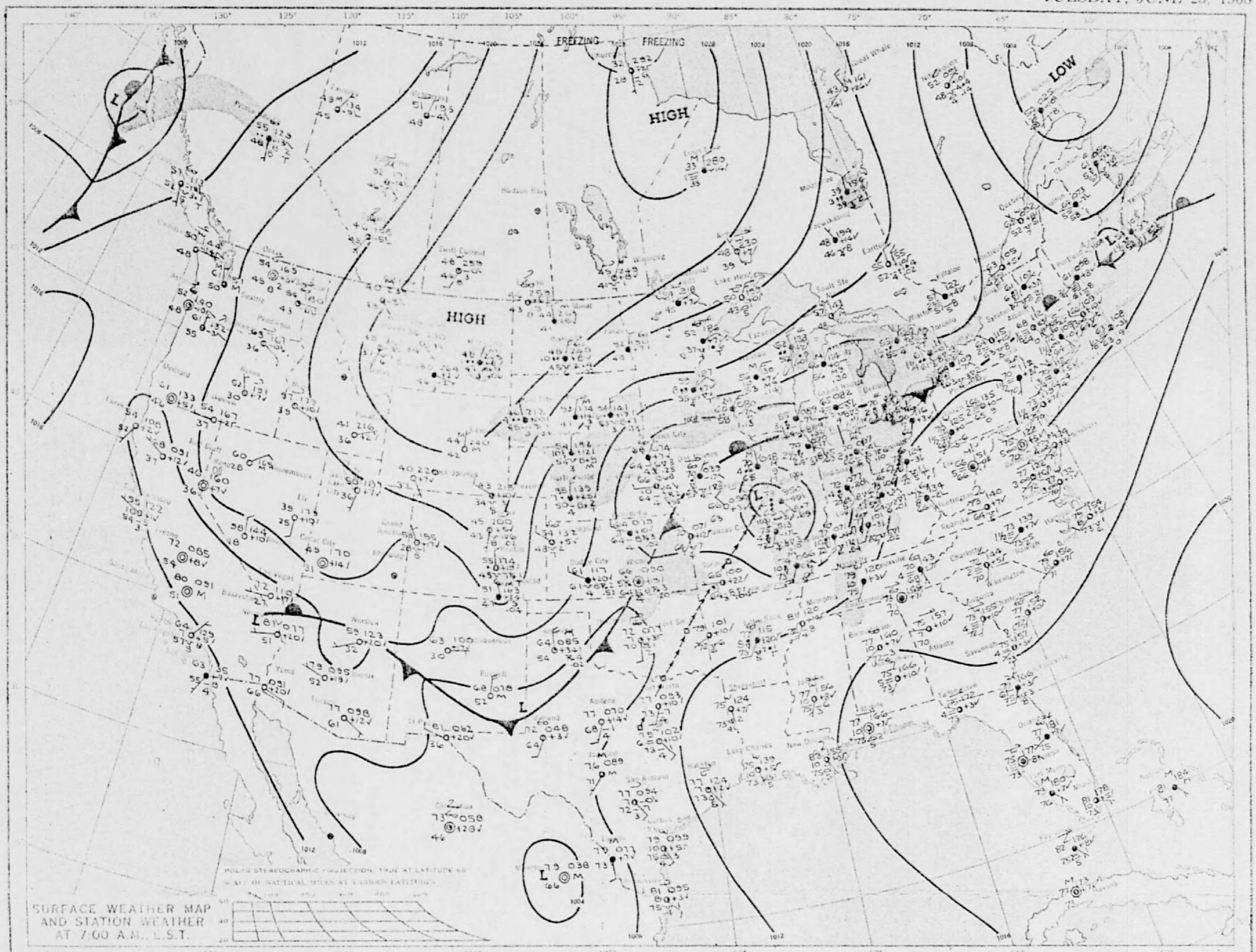
FREEZING
FREEZING
HIGH
HIGH
LOW
L
L
L
L
POLAR STEREOGRAPHIC PROJECTION, TRUE AT LATITUDE 60°
SCALE OF NAUTICAL MILES AT VARIOUS LATITUDES
SURFACE WEATHER MAP
AND STATION WEATHER
AT 7:00 A.M., E.S.T.

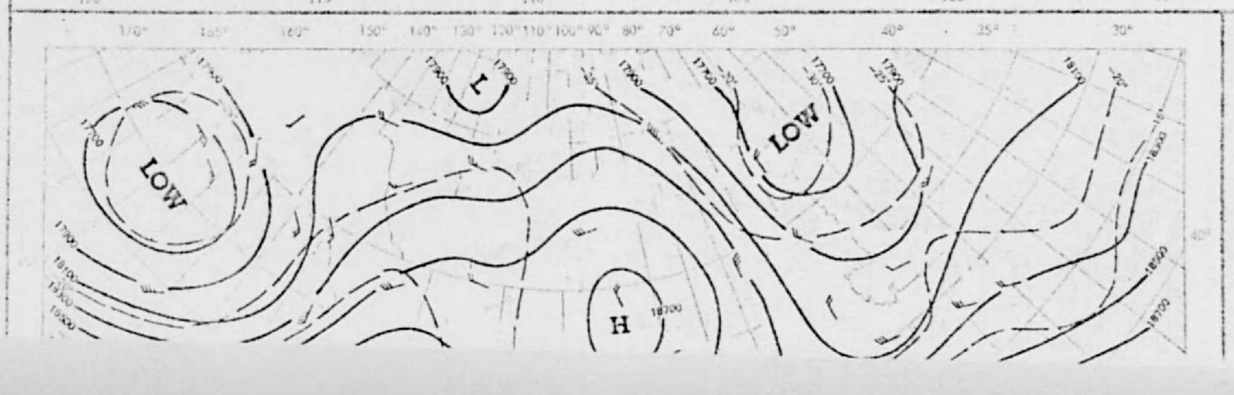
LOW
LOW
L
H





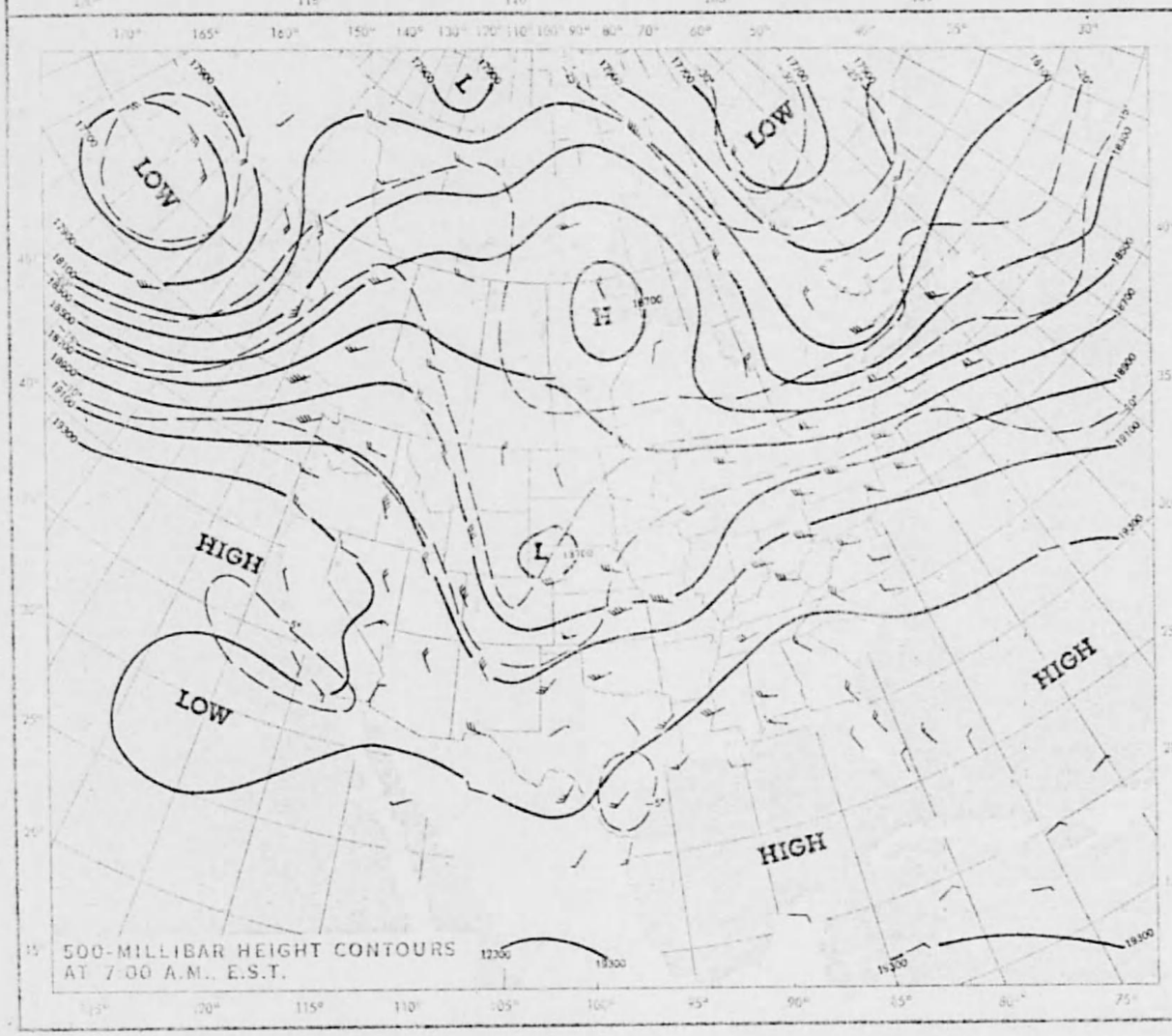

500-MILLIBAR HEIGHT CONTOURS
AT 7:00 A.M., E.S.T.



HIGHEST AND LOWEST TEMPERATURES



PRECIPITATION AREAS AND AMOUNTS

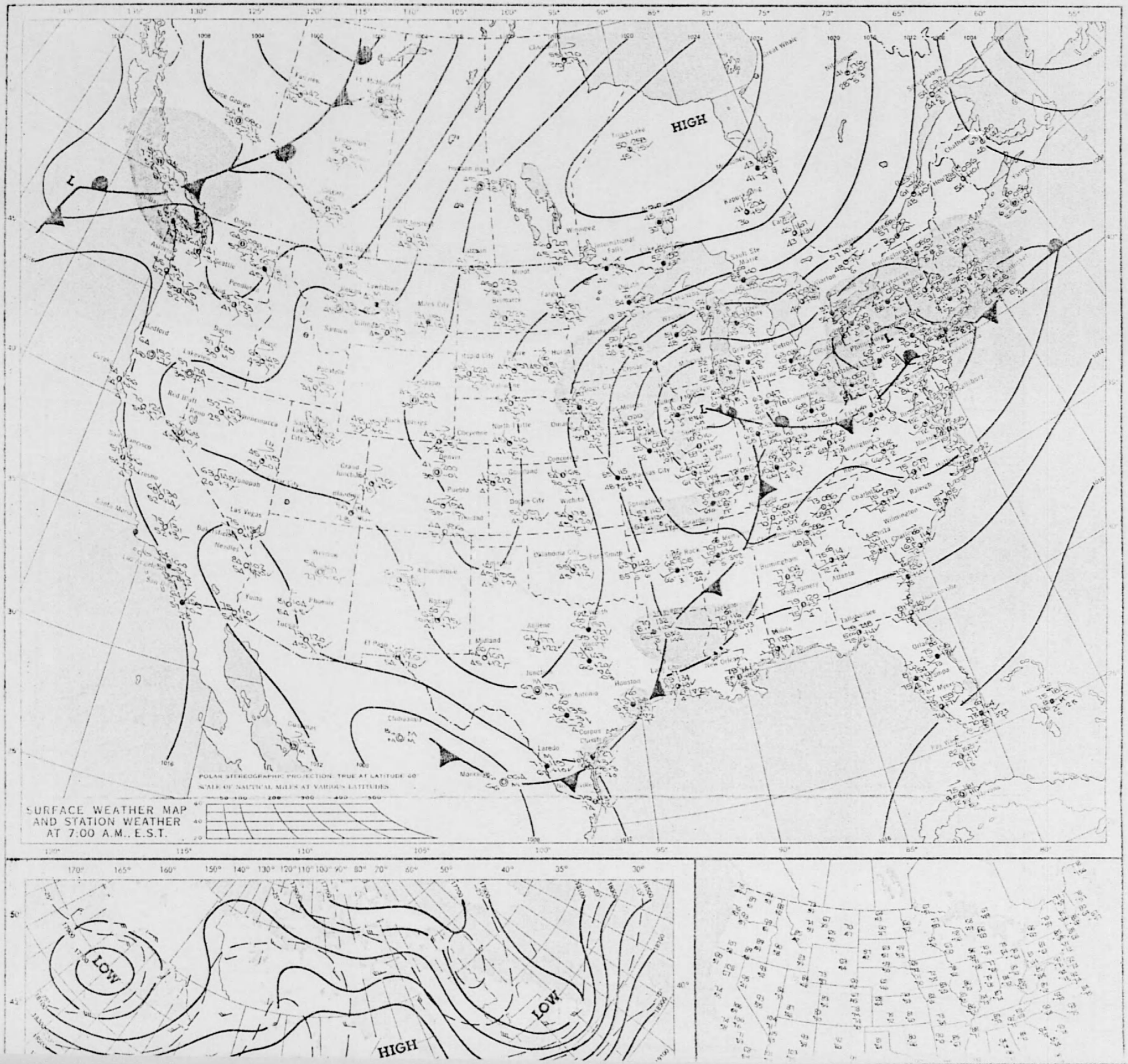
HIGH
L
L
L
POLAR STEREOGRAPHIC PROJECTION TRUE AT LATITUDE 60°
SCALE OF NAUTICAL MILES AT VARIOUS LATITUDES
50 100 200 300 400 500
SURFACE WEATHER MAP
AND STATION WEATHER
AT 7:00 A.M., E.S.T.

LOW
LOW
HIGH

SURFACE WEATHER MAP
AND STATION WEATHER
AT 7:00 A.M., E.S.T.

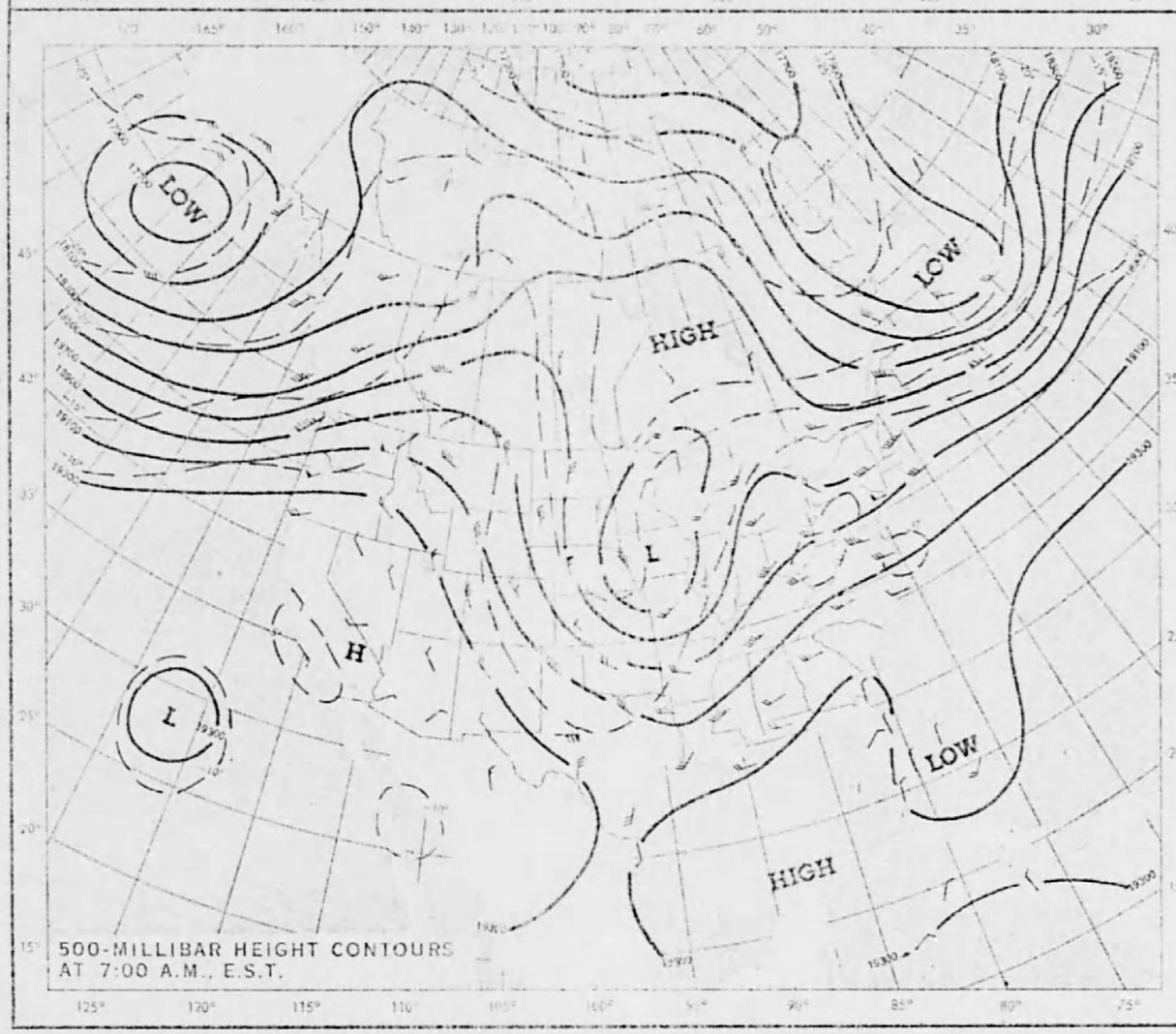

500-MILLIBAR HEIGHT CONTOURS
AT 7:00 A.M., E.S.T.



HIGHEST AND LOWEST TEMPERATURES



PRECIPITATION AREAS AND AMOUNTS

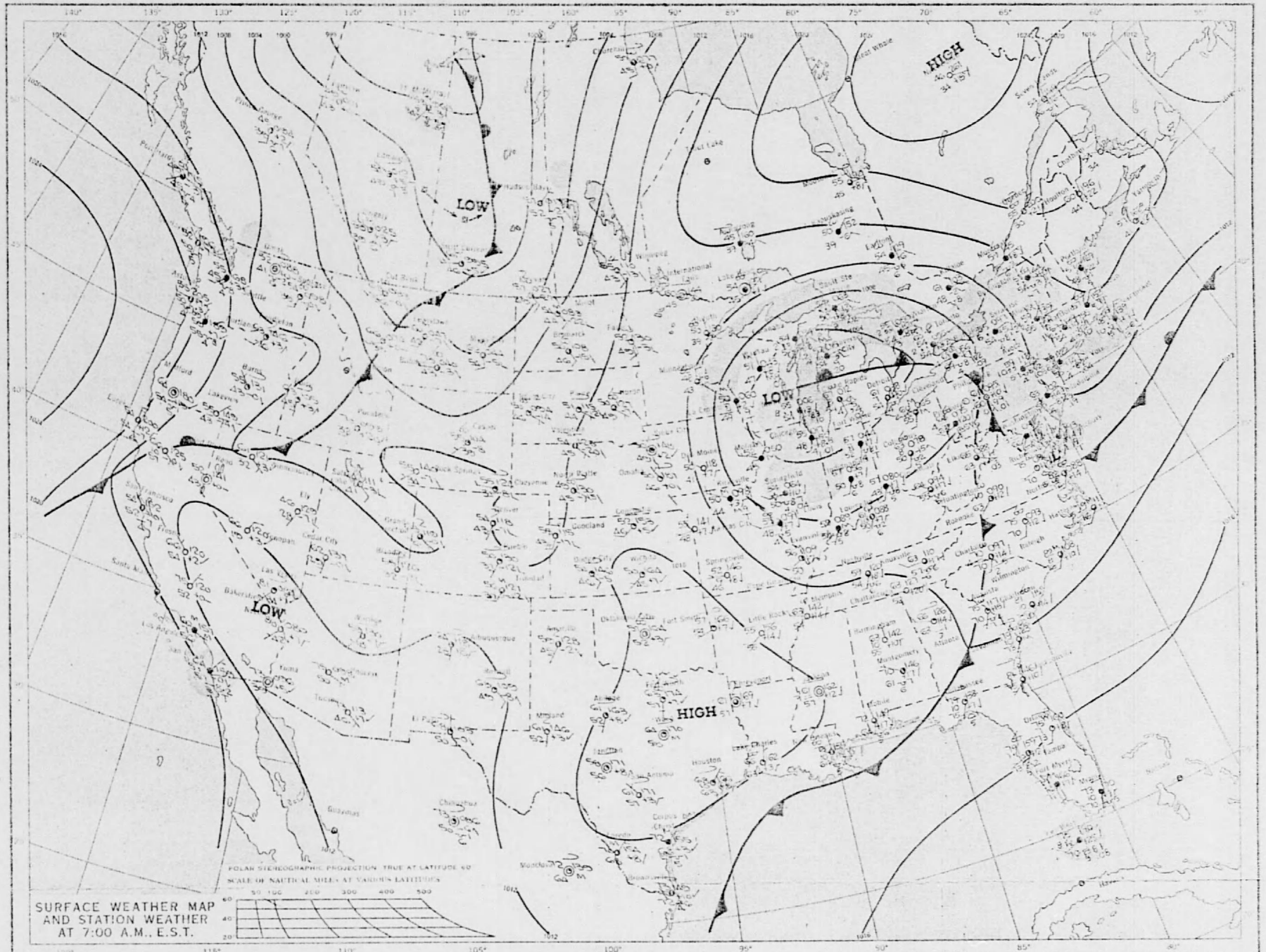

SURFACE WEATHER MAP
AND STATION WEATHER
AT 7:00 A.M., E.S.T.

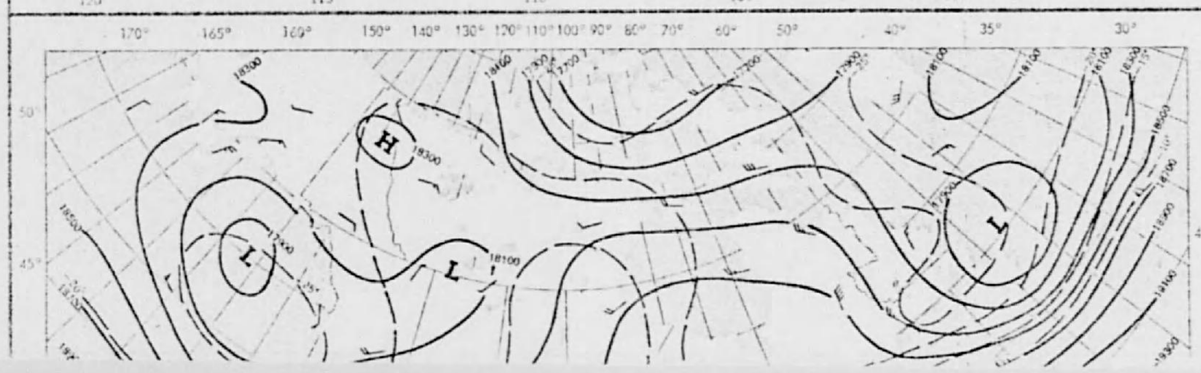




PRECIPITATION AREAS AND AMOUNTS
HIGHEST AND LOWEST TEMPERATURES
500-MILLIBAR HEIGHT CONTOURS
AT 7:00 A.M. E.S.T.
HIGH
HIGH
LOW

SURFACE WEATHER MAP
AND STATION WEATHER
AT 7:00 A.M., E.S.T.

POLAR STEREOGRAPHIC PROJECTION, TRUE AT LATITUDE 60°
SCALE OF NAUTICAL MILES AT VARIOUS LATITUDES

HIGH
LOW
LOW
HIGH
HIGH

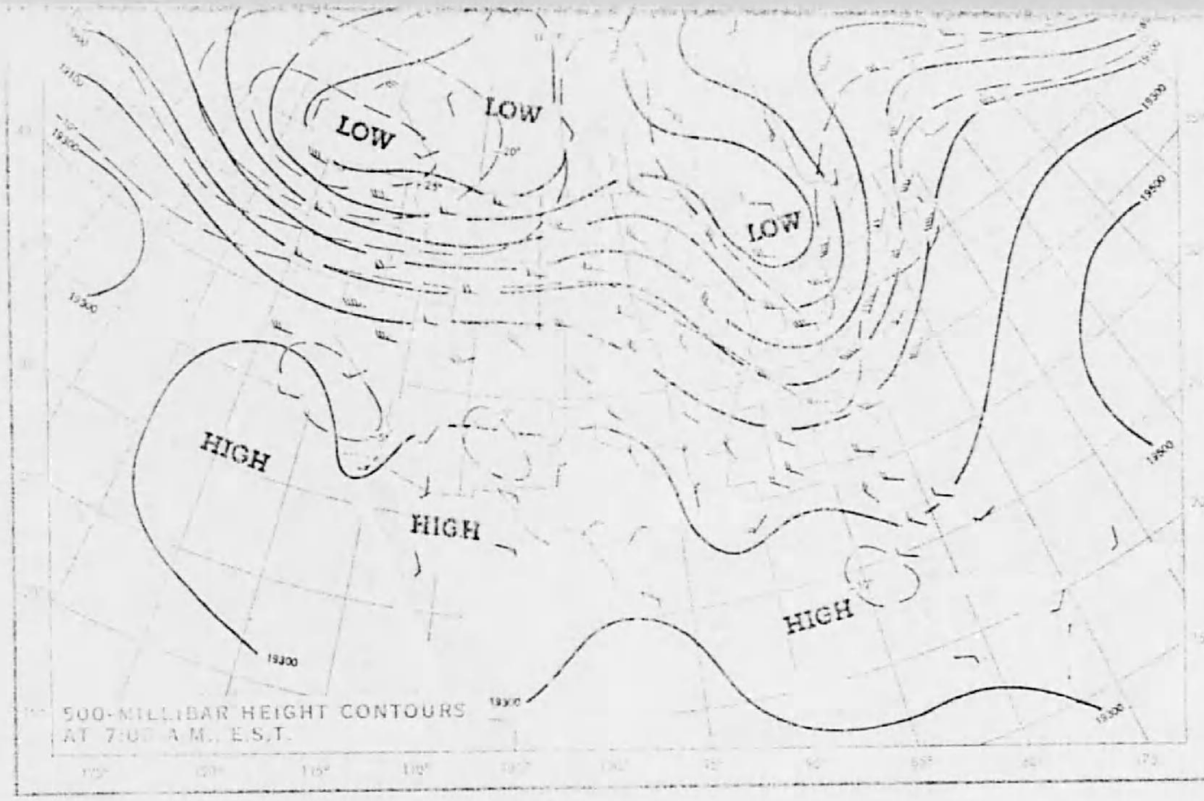

500-MILLIBAR HEIGHT CONTOURS AT 7:00 A.M., E.S.T.



HIGHEST AND LOWEST TEMPERATURES

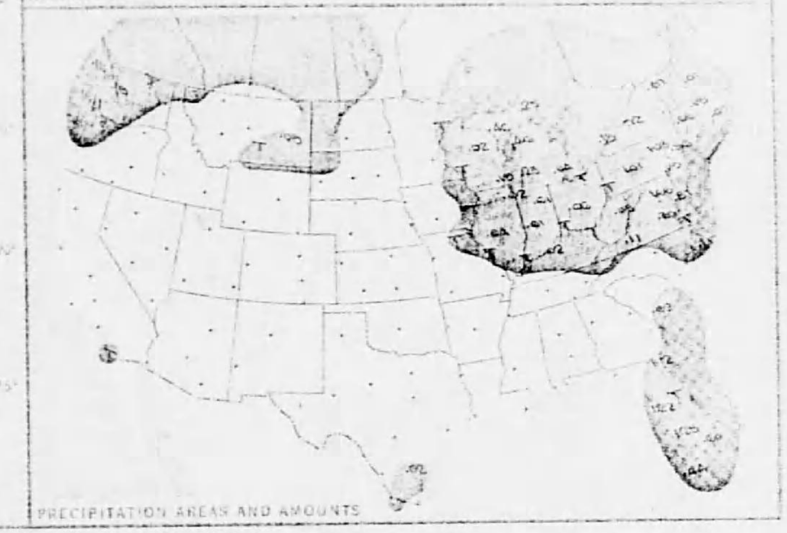

PRECIPITATION AREAS AND AMOUNTS

SURFACE WEATHER MAP AND STATION WEATHER AT 7:00 A.M. E.S.T.

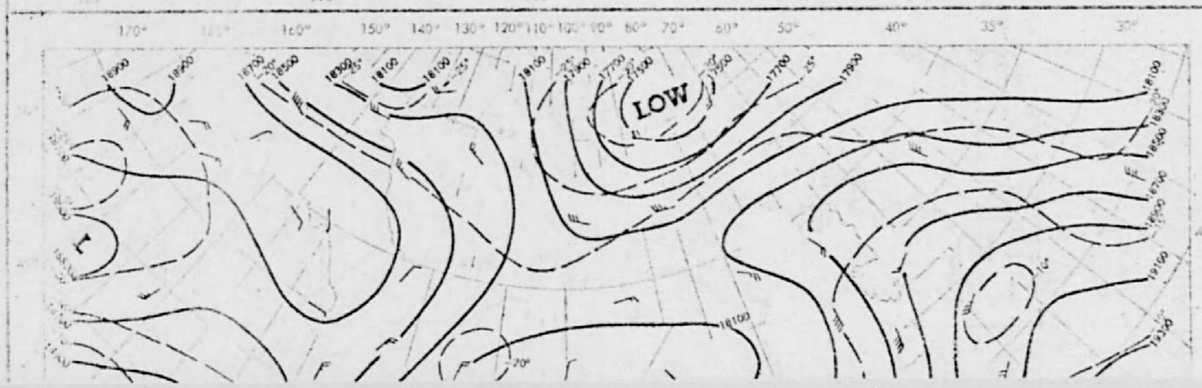



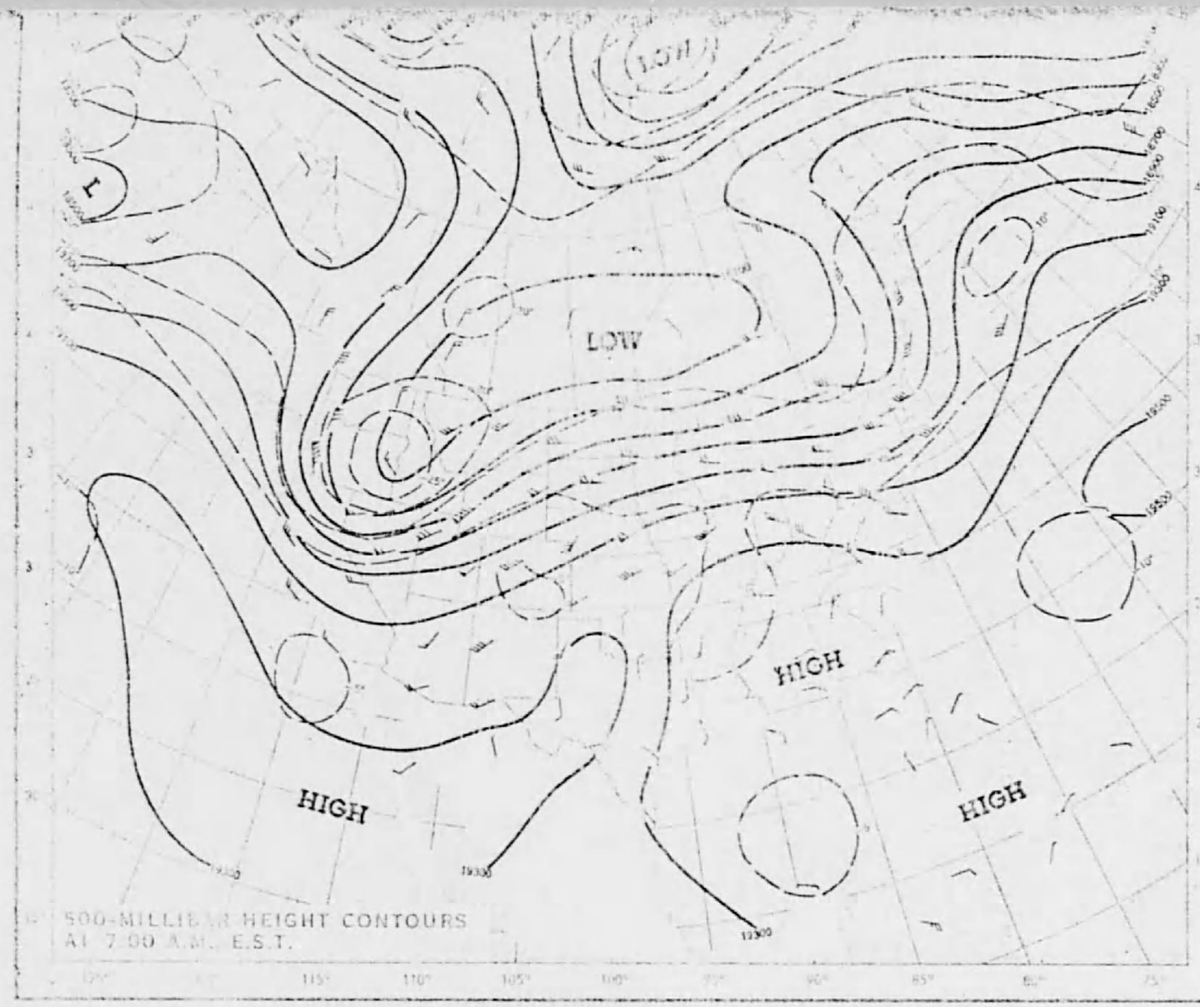


HIGHEST AND LOWEST TEMPERATURES


PRECIPITATION AREAS AND AMOUNTS

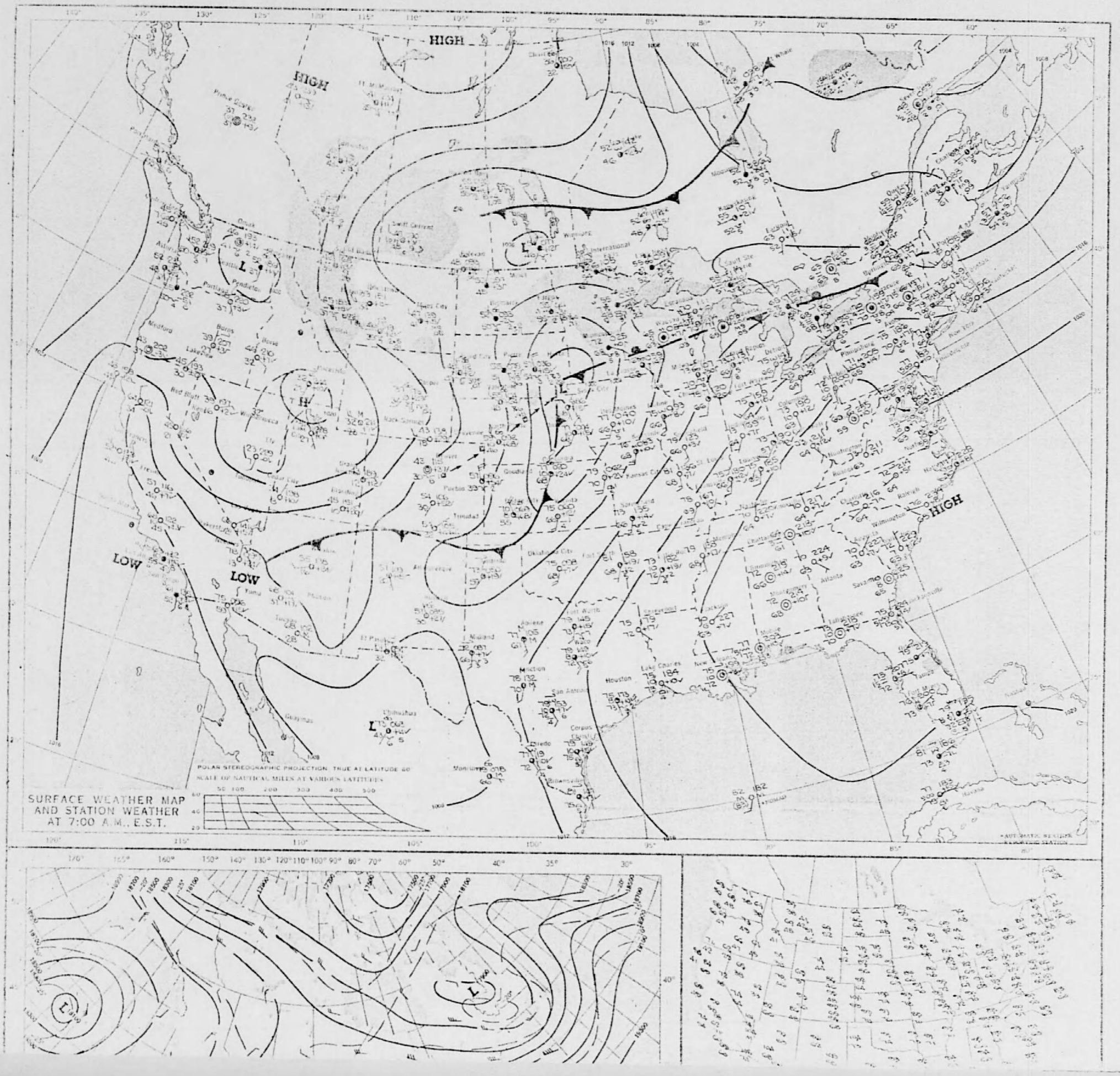
HIGH
HIGH
HIGH
LOW
LOW
POLAR STEREOGRAPHIC PROJECTION, TRUE AT LATITUDE 60°
SCALE OF NAUTICAL MILES AT VARIOUS LATITUDES
SURFACE WEATHER MAP
AND STATION WEATHER
AT 7:00 A.M., E.S.T.

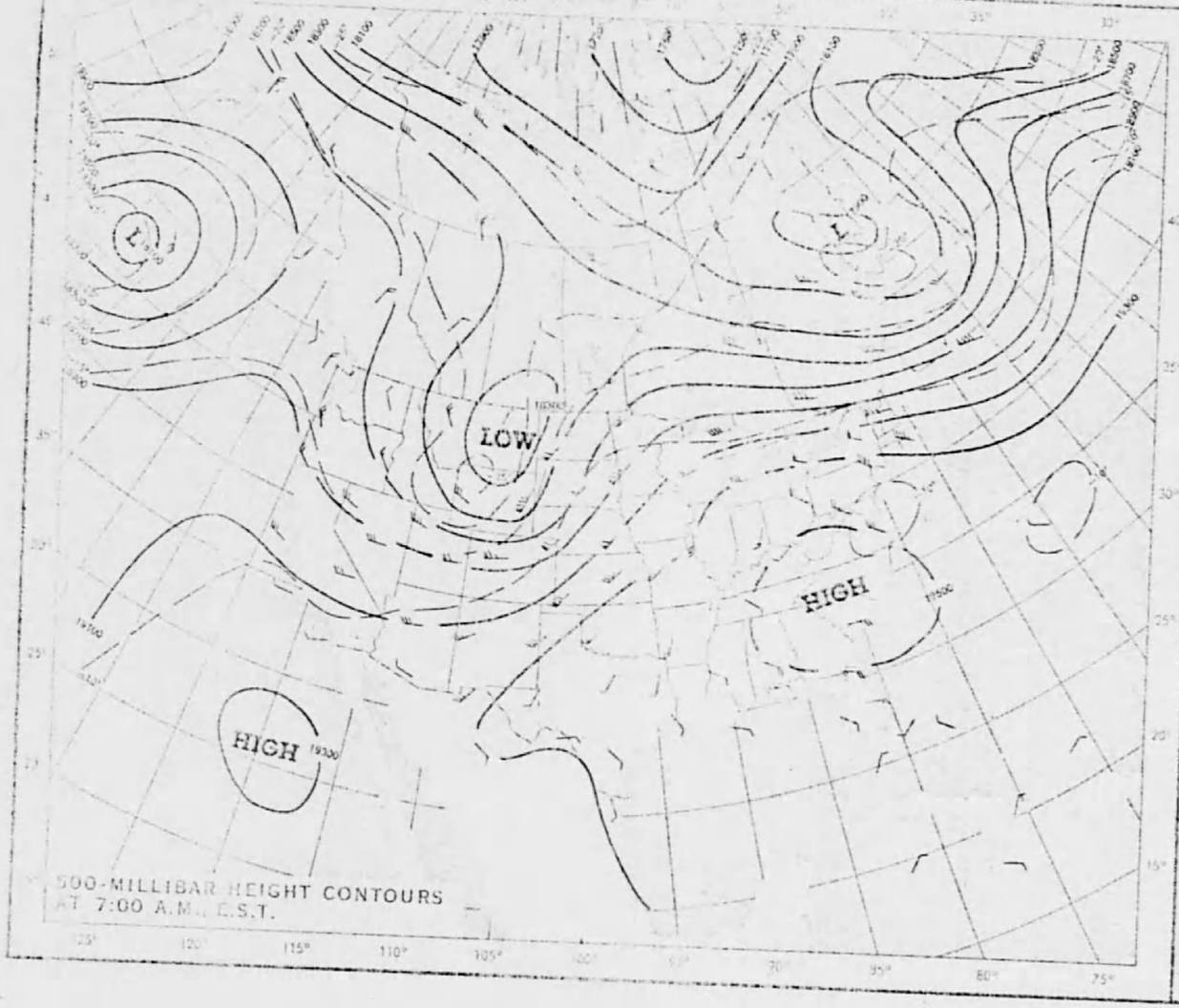

500-MILLIBAR HEIGHT CONTOURS
AT 7:00 A.M., E.S.T.



HIGHEST AND LOWEST TEMPERATURES



PRECIPITATION AREAS AND AMOUNTS

SIGHTING OF UNIDENTIFIED PHENOMENA QUESTIONNAIRE

BUDGET BUREAU APPROVAL NUMBER 21-R258

THIS QUESTIONNAIRE HAS BEEN PREPARED SO THAT YOU CAN GIVE THE U.S. AIR FORCE AS MUCH INFORMATION AS POSSIBLE CONCERNING THE UNIDENTIFIED PHENOMENON THAT YOU HAVE OBSERVED. PLEASE TRY TO ANSWER ALL OF THE QUESTIONS. THE INFORMATION YOU GIVE WILL BE USED FOR RESEARCH PURPOSES. YOUR NAME WILL NOT BE USED IN CONNECTION WITH ANY OF YOUR STATEMENTS OR CONCLUSIONS WITHOUT YOUR PERMISSION. RETURN TO AIR FORCE BASE INVESTIGATOR FOR FORWARDING TO FTD (TDETR), WRIGHT-PATTERSON AFB, OHIO 45433, IAW AFR 80-17. *(IF ADDITIONAL SHEETS ARE NEEDED FOR NARRATIVE OR SKETCHES ATTACH SECURELY TO THIS FORM OR ANNOTATE WITH YOUR NAME FOR IDENTIFICATION.)*

1. WHEN DID YOU SEE THE PHENOMENON? DAY 28 MONTH JUNE YEAR 1968

2. WHAT TIME DID YOU FIRST SIGHT THE PHENOMENON? HOUR 9 MINUTES 50 ☐ A.M. ☒ P.M.

3. WHAT TIME DID YOU LAST SIGHT THE PHENOMENON? HOUR 9 MINUTES 52 to 53 ☐ A.M. ☒ P.M.

4. TIME / ZONE ☒ DAYLIGHT SAVINGS ☐ STANDARD
☒ EASTERN ☐ CENTRAL ☐ MOUNTAIN ☐ PACIFIC ☐ OTHER

5. WHERE WERE YOU WHEN YOU SAW THE PHENOMENON? IF IN CITY, GIVE THE NEAREST STREET ADDRESS AND INDICATE ON A HAND DRAWN MAP WHERE YOU WERE STANDING WITH REFERENCE TO THE ADDRESS. IF IN THE COUNTRY, IDENTIFY THE HIGHWAY YOU WERE ON OR NEAR AND TRY TO FIX A DISTANCE AND DIRECTION FROM SOME RECOGNIZABLE LANDMARK.

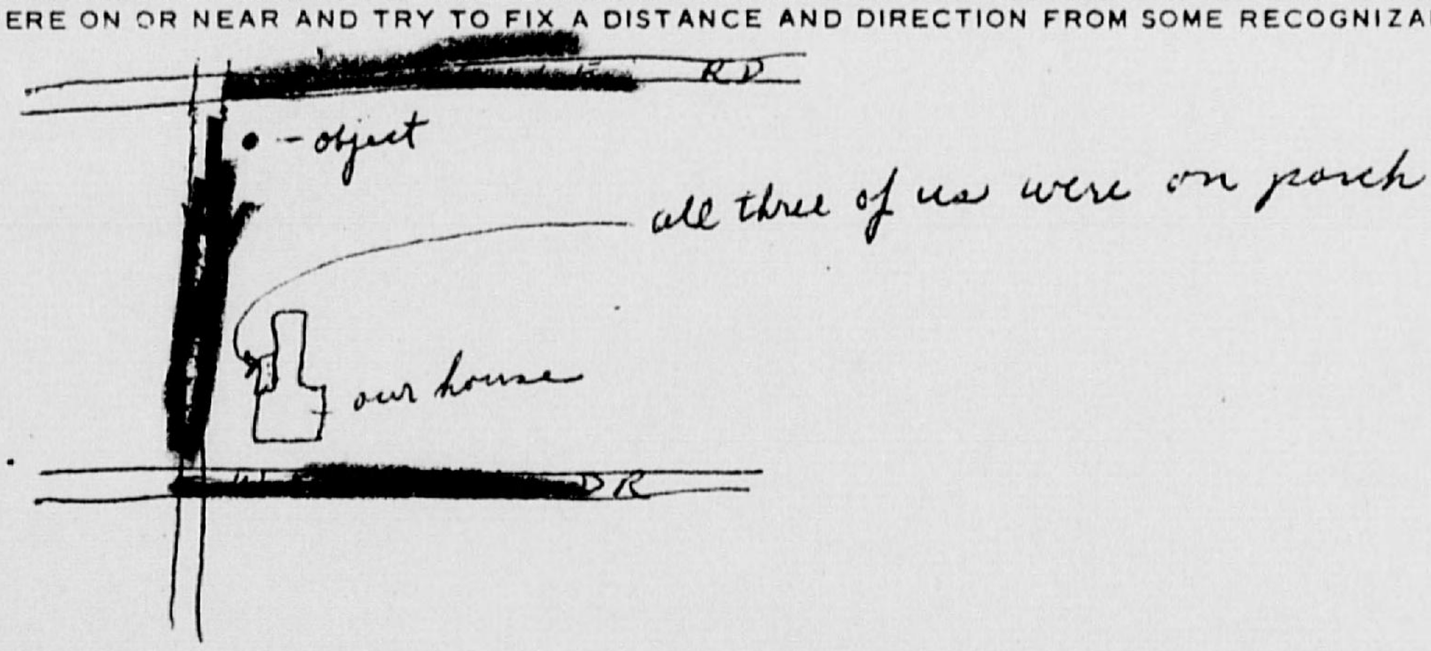

6. IMAGINE YOU ARE AT THE POINT SHOWN IN THE SKETCH, PLACE AN "A" ON THE CURVED LINE TO SHOW HOW HIGH THE PHENOMENON WAS ABOVE THE HORIZON, OR SKYLINE, WHEN FIRST SEEN. PLACE A "B" ON THE SAME CURVED LINE TO SHOW HOW HIGH ABOVE THE HORIZON THE PHENOMENON WAS WHEN LAST SEEN.

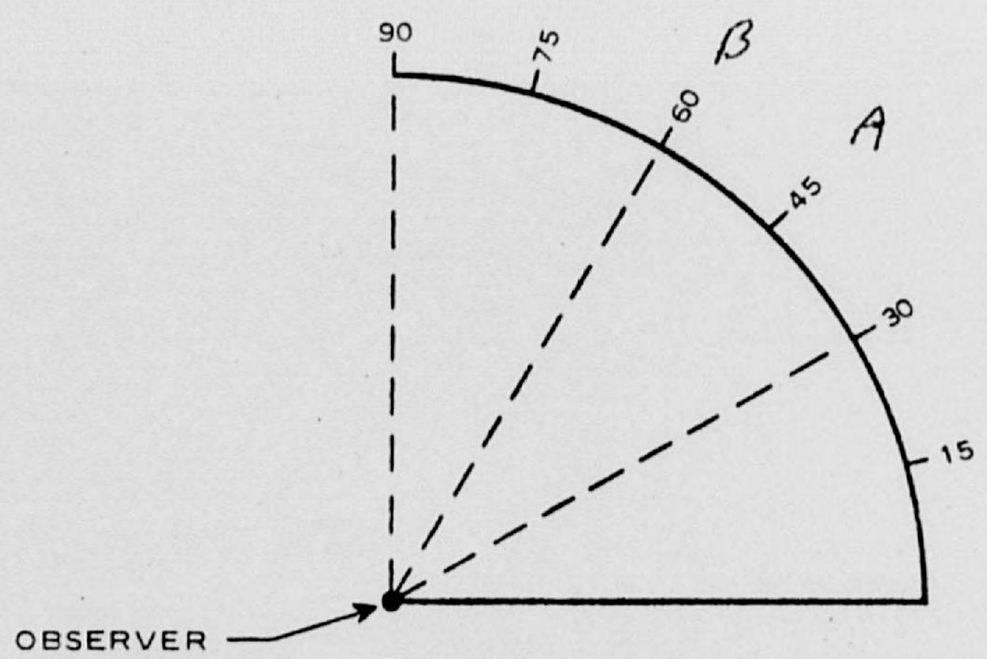

AF FORM AUG 67 117

6A. NOW IMAGINE YOU ARE AT THE CENTER OF THE COMPASS ROSE. PLACE AN "A" ON THE COMPASS TO INDICATE THE DIRECTION TO THE PHENOMENON WHEN FIRST SEEN. PLACE A "B" ON THE COMPASS TO INDICATE THE DIRECTION TO THE PHENOMENON WHEN LAST SEEN.

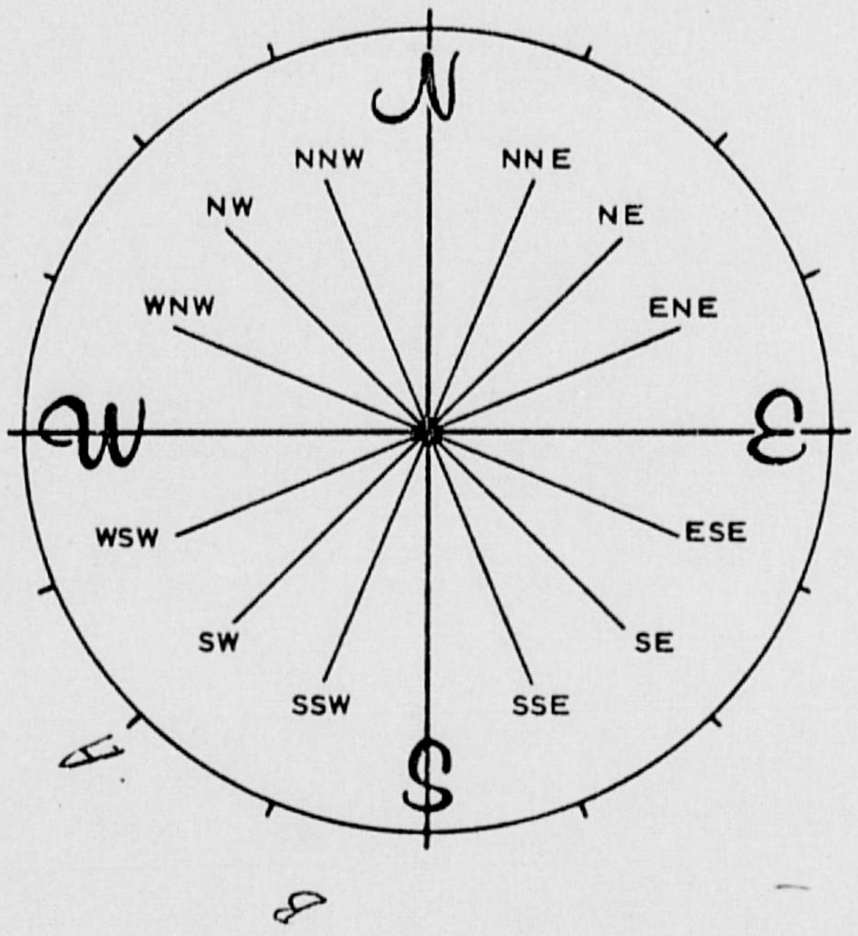

7. IN THE SKETCH BELOW, PLACE AN "A" AT THE POSITION OF THE PHENOMENON WHEN FIRST SEEN, AND A "B" AT THE POSITION OF THE PHENOMENON WHEN LAST SEEN. CONNECT THE "A" AND "B" WITH A LINE TO APPROXIMATE THE MOVEMENT OF THE PHENOMENON BETWEEN "A" AND "B". THAT IS, SCHEMATICALLY SHOW WHETHER THE MOVEMENT APPEARED TO BE STRAIGHT, CURVED OR ZIG-ZAG. REFER TO SMALLER SKETCH AS AN EXAMPLE OF HOW TO COMPLETE THE LARGER SKETCH.

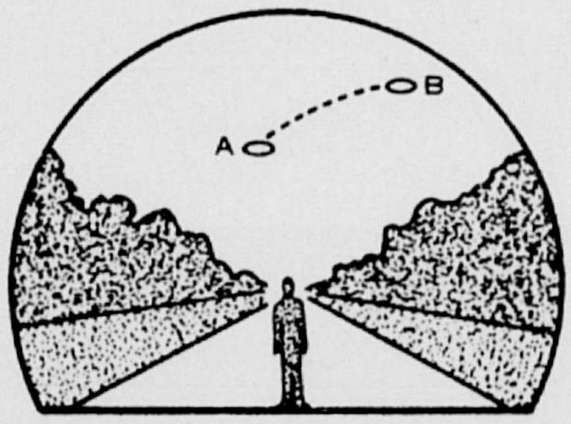



8. WHERE WERE YOU WHEN YOU SAW THE PHENOMENON? *(Check appropriate blocks.)*

X	OUTDOORS		IN BUSINESS SECTION OF CITY
	IN BUILDING	X	IN RESIDENTIAL SECTION OF CITY
	IN CAR ☐ AS DRIVER ☐ AS PASSENGER		IN OPEN COUNTRYSIDE
	IN BOAT		NEAR AIRFIELD
	IN AIRPLANE ☐ AS PILOT ☐ AS PASSENGER		FLYING OVER CITY
	OTHER		FLYING OVER OPEN COUNTRY
			OTHER

A. IF YOU WERE IN A VEHICLE, COMPLETE THE FOLLOWING:

WHAT DIRECTION WERE YOU MOVING?				HOW FAST WERE YOU MOVING?
	NORTH		EAST	
	SOUTH		WEST	DID YOU STOP ANYTIME WHILE OBSERVING THE PHENOMENON?
	NORTHEAST		SOUTHEAST	
	NORTHWEST		SOUTHWEST	☐ YES ☐ NO

EXPLAIN WHETHER SUCH MOVEMENT AFFECTS YOUR SKETCHES IN ITEMS 5 AND 6.

DESCRIBE TYPE OF VEHICLE YOU WERE IN AND TYPE OF ROAD, TERRAIN OR BODY OF WATER YOU TRAVERSED DURING THE SIGHTING. STATE WHETHER WINDOWS OR CONVERTIBLE TOP WERE UP OR DOWN.

HOW MUCH OTHER TRAFFIC WAS THERE?

DID YOU NOTICE ANY AIRPLANES? ☒ YES ☐ NO. IF "YES," DESCRIBE WHEN THEY WERE IN SIGHT RELATIVE TO THE TIME OF SIGHTING THE PHENOMENON AND WHERE THEY WERE IN THE SKY RELATIVE TO THE POSITION OF THE PHENOMENON.

We heard an airplane about 10:20 pm I don't know what area it was in.

9. HOW LONG WAS THE PHENOMENON IN SIGHT?

LENGTH OF TIME				
2 or 3 minutes		CERTAIN OF TIME		NOT VERY SURE
		FAIRLY CERTAIN	X	JUST A GUESS

HOW WAS TIME DETERMINED?
just a guess didn't realize this would ever be necessary

WAS THE PHENOMENON IN SIGHT CONTINUOUSLY? ☒ YES ☐ NO. IF "NO," INDICATE WHETHER THIS IS DUE TO YOUR MOVEMENT OR THE BEHAVIOR OF THE PHENOMENON, AND DESCRIBE SUCH MOVEMENT OR BEHAVIOR. INDICATE DISAPPEARANCES ON PREVIOUS SKETCHES.

just went into the Southern horizon



10. IF THERE WERE MORE THAN ONE PHENOMENON, HOW MANY WERE THERE? DRAW A PICTURE TO SHOW HOW THEY WERE ARRANGED. DID THIS ARRANGEMENT CHANGE DURING THE SIGHTING?

11. CONDITIONS *(Check appropriate blocks.)*

A. SKY		B. WEATHER			
	DAY		CUMULUS CLOUDS *(Low fluffy)*		FOG OR MIST
	TWILIGHT		CIRRUS CLOUDS *(High fleecy or Herring-bone)*		HEAVY RAIN
X	NIGHT				LIGHT RAIN OR DRIZZLE
X	CLEAR		NIMBUS CLOUDS *(Rain)*		HAIL
	PARTLY CLOUDY		CUMULONIMBUS CLOUDS *(Thunderstorms)*		SNOW OR SLEET
	COMPLETELY OVERCAST				UNKNOWN
			HAZE OR SMOG		NONE OF THE ABOVE

C. IF THE SIGHTING WAS AT TWILIGHT OR NIGHT, WHAT DID YOU NOTICE ABOUT THE STARS AND MOON?

(1) STARS		(2) MOON			
	NONE		BRIGHT MOONLIGHT		NO MOONLIGHT
	A FEW		MOON WITH HALO	X	UNKNOWN
	MANY		MOON HIDDEN BY CLOUDS		
X	UNKNOWN		PARTIAL *(New or quarter)*		

D. IF SIGHTING WAS IN DAYLIGHT, WAS THE SUN VISIBLE? ☐ YES ☐ NO. IF "YES," WHERE WAS THE SUN AS YOU FACED THE PHENOMENON?

	IN FRONT OF YOU		TO YOUR RIGHT		OVERHEAD *(Near noon)*
	IN BACK OF YOU		TO YOUR LEFT		UNKNOWN

E. SPECIFY THE MAJOR SOURCE OF ILLUMINATION PRESENT DURING THE SIGHTING, SUCH AS THE SUN, HEADLIGHTS OR STREET LAMP, ETC. FOR TERRESTRIAL ILLUMINATION, SPECIFY DISTANCE TO LIGHT SOURCE.

at 950 daylight saving time it is almost dark but not completely

12. GIVE A BRIEF DESCRIPTION OF THE PHENOMENON, INDICATING WHETHER IT APPEARED DARK OR LIGHT, WHETHER IT REFLECTED LIGHT OR WAS SELF-LUMINOUS AND WHAT COLORS YOU NOTICED. DESCRIBE YOUR IMPRESSION OF WHETHER IT WAS SOLID OR TRANSPARENT, WHETHER EDGES WERE SHARP OR FUZZY. DESCRIBE THE SHAPE OR INDICATE IF IT APPEARED AS A POINT OF LIGHT. INDICATE COMPARISONS WITH OTHER OBSERVED OBJECTS, LIKE STARS, A LIGHT OR OTHER OBJECT IN YOUR FIELD OF VIEW.

the object appeared to have a number of lights with a dark area that seemed to be rotating around the object The object had 2 rows of lights one on top of the other the black covered both rows when it came around.

13. DID THE PHENOMENON	YES	NO	UNKNOWN
MOVE IN A STRAIGHT LINE?		✓	
STAND STILL AT ANYTIME? it slowed when it circled			
~~SUDDENLY~~ SPEED UP AND RUN AWAY?	✓		
BREAK UP IN PARTS AND EXPLODE?		✓	
CHANGE COLOR?		✓	
GIVE OFF SMOKE?		✓	
CHANGE BRIGHTNESS?		✓	
CHANGE SHAPE?		✓	
FLASH OR FLICKER?		✓	
DISAPPEAR AND REAPPEAR?		✓	
SPIN LIKE A TOP? slower than a top			
MAKE A NOISE? we didn't hear it but our dog must have			
FLUTTER OR WOBBLE?		✓	

14. WHAT DREW YOUR ATTENTION TO THE PHENOMENON?

our daughter asked what it was

A. HOW DID IT FINALLY DISAPPEAR?

just went into the horizon

B. DID THE PHENOMENON MOVE BEHIND OR IN FRONT OF SOMETHING, LIKE A CLOUD, TREE, OR BUILDING AT ANY TIME?
☐ YES ☒ NO. IF "YES," DESCRIBE.

15. DRAW A PICTURE THAT WILL SHOW THE SHAPE OF THE PHENOMENON. INCLUDE AND LABEL ANY DETAILS THAT MIGHT HAVE APPEARED AS WINGS OR PROTRUSIONS, AND INDICATE EXHAUST OR VAPOR TRAILS. INDICATE BY AN ARROW THE DIRECTION THE PHENOMENON WAS MOVING.

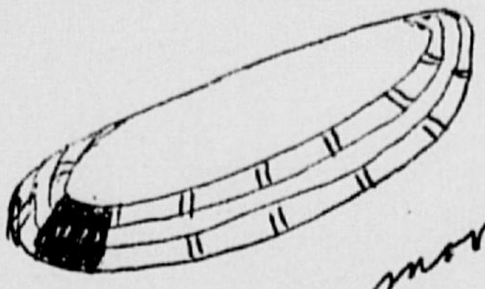

The dark area moved to the right sometimes you didn't see it when it must have been on the other side then it would come around the left side move along the object to the right then gone again

16. WHAT WAS THE ANGULAR SIZE? HOLD A MATCH AT ARM'S LENGTH IN FRONT OF A KNOWN OBJECT, SUCH AS A STREET LAMP OR THE MOON. NOTE HOW MUCH OF THE OBJECT IS COVERED BY THE HEAD OF THE MATCH. NOW IF YOU HAD BEEN ABLE TO PERFORM THIS EXPERIMENT AT THE TIME OF THE SIGHTING, ESTIMATE WHAT FRACTION OF THE PHENOMENON WOULD HAVE BEEN COVERED BY THE MATCH HEAD.

about 1/8th of the object about 3 finger widths would cover it.

17. DID YOU OBSERVE THE PHENOMENON THROUGH ANY OF THE FOLLOWING? INCLUDE INFORMATION ON MODEL, TYPE, FILTER, LENS PRESCRIPTION OR OTHER APPLICABLE DATA.

☐	EYEGLASSES	☐	CAMERA VIEWER
☐	SUNGLASSES	☐	BINOCULARS
☐	WINDSHIELD	☐	TELESCOPE
☐	SIDE WINDOW OF VEHICLE	☐	THEODOLITE
☐	WINDOWPANE	☐	OTHER

A. DO YOU ORDINARILY WEAR GLASSES? ☐ YES ☒ NO

B. DO YOU USE READING GLASSES? ☐ YES ☒ NO

18. WHAT WAS YOUR IMPRESSION OF THE SPEED OF THE PHENOMENON? GIVE ESTIMATE OF SPEED fast

19. WHAT WAS YOUR IMPRESSION OF THE DISTANCE OF THE PHENOMENON? GIVE ESTIMATE OF DISTANCE 1 mile

20. IN ORDER THAT WE MAY OBTAIN AS CLEAR A PICTURE AS POSSIBLE OF WHAT YOU SAW, DESCRIBE IN YOUR OWN WORDS A COMMON OBJECT OR OBJECTS WHICH, WHEN PLACED IN THE SKY, SIMILAR TO WHERE YOU NOTED THE PHENOMENON, WOULD BEAR SOME RESEMBLANCE TO WHAT YOU SAW. DESCRIBE SIMILARITIES AND DIFFERENCES BETWEEN THE COMMON OBJECT AND WHAT YOU SAW.

a huge tire with windows and a light behind each one about 25 ft in diameter and 5 ft high

21. DID YOU NOTICE ANY ODOR, NOISE, OR HEAT EMANATING FROM THE PHENOMENON OR ANY EFFECT ON YOURSELF, ANIMALS OR MACHINERY IN THE VICINITY? ☒ YES ☐ NO. IF "YES," DESCRIBE.

There was no noise that any of us heard but our dog ran to the end of the yard in the direction of the object barking + stayed upset after it was gone

A. DID THE PHENOMENON DISTURB THE GROUND OR LEAVE ANY PHYSICAL EVIDENCE. ☐ YES ☒ NO. IF "YES," DESCRIBE.

22. HAVE YOU EVER SEEN THIS OR A SIMILAR PHENOMENON BEFORE? ☐ YES ☒ NO. IF "YES," GIVE DATE AND LOCATION.

23. WAS ANYONE WITH YOU AT THE TIME YOU SAW THE PHENOMENON? ☒ YES ☐ NO. IF "YES," DID THEY SEE IT TOO? ☒ YES ☐ NO.

A. LIST THEIR NAMES AND ADDRESSES

[redacted] (daughter) (husband) } [redacted] Dayton Ohio 45432

24. GIVE THE FOLLOWING INFORMATION ABOUT YOURSELF

LAST NAME, FIRST NAME, MIDDLE NAME [redacted]

ADDRESS (Street, City, State and Zip Code) [redacted] Dayton O. 45432

TELEPHONE (Area code and number)	AGE		MALE		FEMALE
[redacted]	37			X	

INDICATE ADDITIONAL INFORMATION INCLUDING OCCUPATION AND ANY EXPERIENCE WHICH MAY BE PERTINENT.

Employed at [redacted] Woodman Dr Dayton for 19 yrs. I don't think I ever believed anyone who said they saw UFO's, butt I believe now what I saw was quite out of the ordinary.

We have boated for years and are rather use to seeing objects in the water at night so we realize how different things look at night. Our boating has been Lake Erie + Ohio River.

25. WHEN AND TO WHOM DID YOU REPORT THAT YOU HAD SIGHTED THIS PHENOMENON?

NAME Wright Patterson UFO station DAY 28 MONTH JUNE YEAR 1968

26. DATE YOU COMPLETED THIS QUESTIONNAIRE.

DAY 9 MONTH JULY YEAR 1968

Daily - 6 reported that the object was an airplane with red light lights advised of Steve. Ford. - Guess the blood from the wall Mabsett [redacted]

AFR 80-17(C1)

SIGHTING OF UNIDENTIFIED PHENOMENA QUESTIONNAIRE

BUDGET BUREAU APPROVAL NUMBER 21-R258

THIS QUESTIONNAIRE HAS BEEN PREPARED SO THAT YOU CAN GIVE THE U.S. AIR FORCE AS MUCH INFORMATION AS POSSIBLE CONCERNING THE UNIDENTIFIED PHENOMENON THAT YOU HAVE OBSERVED. PLEASE TRY TO ANSWER ALL OF THE QUESTIONS. THE INFORMATION YOU GIVE WILL BE USED FOR RESEARCH PURPOSES. YOUR NAME WILL NOT BE USED IN CONNECTION WITH ANY OF YOUR STATEMENTS OR CONCLUSIONS WITHOUT YOUR PERMISSION. RETURN TO AIR FORCE BASE INVESTIGATOR FOR FORWARDING TO FTD (TDETR), WRIGHT-PATTERSON AFB, OHIO 45433, IAW AFR 80-17. *(IF ADDITIONAL SHEETS ARE NEEDED FOR NARRATIVE OR SKETCHES ATTACH SECURELY TO THIS FORM OR ANNOTATE WITH YOUR NAME FOR IDENTIFICATION.)*

1. WHEN DID YOU SEE THE PHENOMENON?
DAY 28 MONTH Jun YEAR 68

2. WHAT TIME DID YOU FIRST SIGHT THE PHENOMENON?
HOUR _____ MINUTES _____ ☐ A.M. ☐ P.M.

3. WHAT TIME DID YOU LAST SIGHT THE PHENOMENON?
HOUR _____ MINUTES _____ ☐ A.M. ☐ P.M.

4. TIME / ZONE ☐ DAYLIGHT SAVINGS ☐ STANDARD
☐ EASTERN ☐ CENTRAL ☐ MOUNTAIN ☐ PACIFIC ☐ OTHER

5. WHERE WERE YOU WHEN YOU SAW THE PHENOMENON? IF IN CITY, GIVE THE NEAREST STREET ADDRESS AND INDICATE ON A HAND DRAWN MAP WHERE YOU WERE STANDING WITH REFERENCE TO THE ADDRESS. IF IN THE COUNTRY, IDENTIFY THE HIGHWAY YOU WERE ON OR NEAR AND TRY TO FIX A DISTANCE AND DIRECTION FROM SOME RECOGNIZABLE LANDMARK.

6. IMAGINE YOU ARE AT THE POINT SHOWN IN THE SKETCH, PLACE AN "A" ON THE CURVED LINE TO SHOW HOW HIGH THE PHENOMENON WAS ABOVE THE HORIZON, OR SKYLINE. WHEN FIRST SEEN. PLACE A "B" ON THE SAME CURVED LINE TO SHOW HOW HIGH ABOVE THE HORIZON THE PHENOMENON WAS WHEN LAST SEEN.

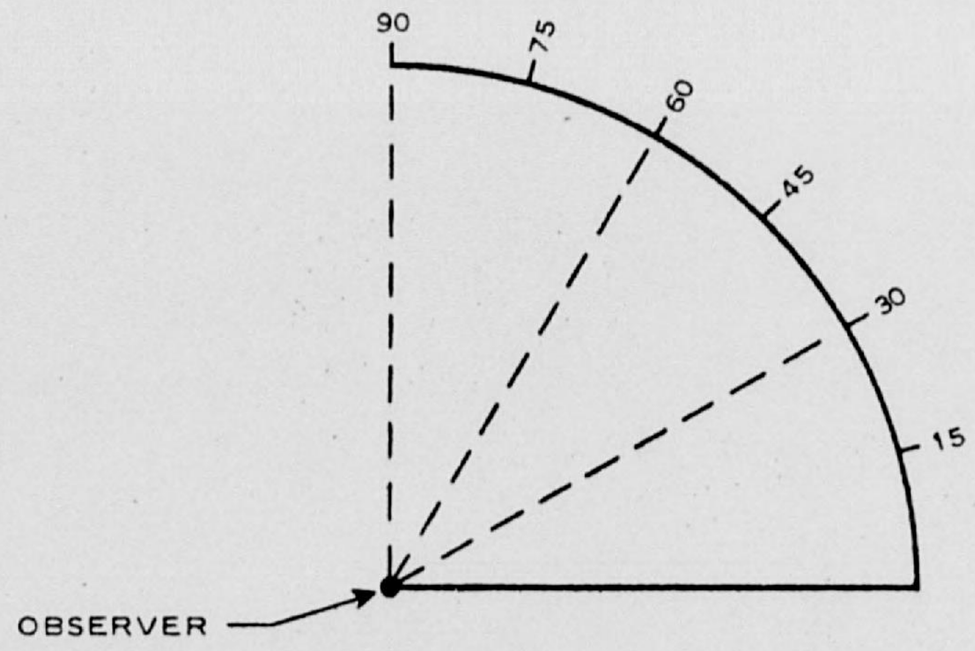

AF FORM AUG 67 117

6A. NOW IMAGINE YOU ARE AT THE CENTER OF THE COMPASS ROSE. PLACE AN "A" ON THE COMPASS TO INDICATE THE DIRECTION TO THE PHENOMENON WHEN FIRST SEEN. PLACE A "B" ON THE COMPASS TO INDICATE THE DIRECTION TO THE PHENOMENON WHEN LAST SEEN.

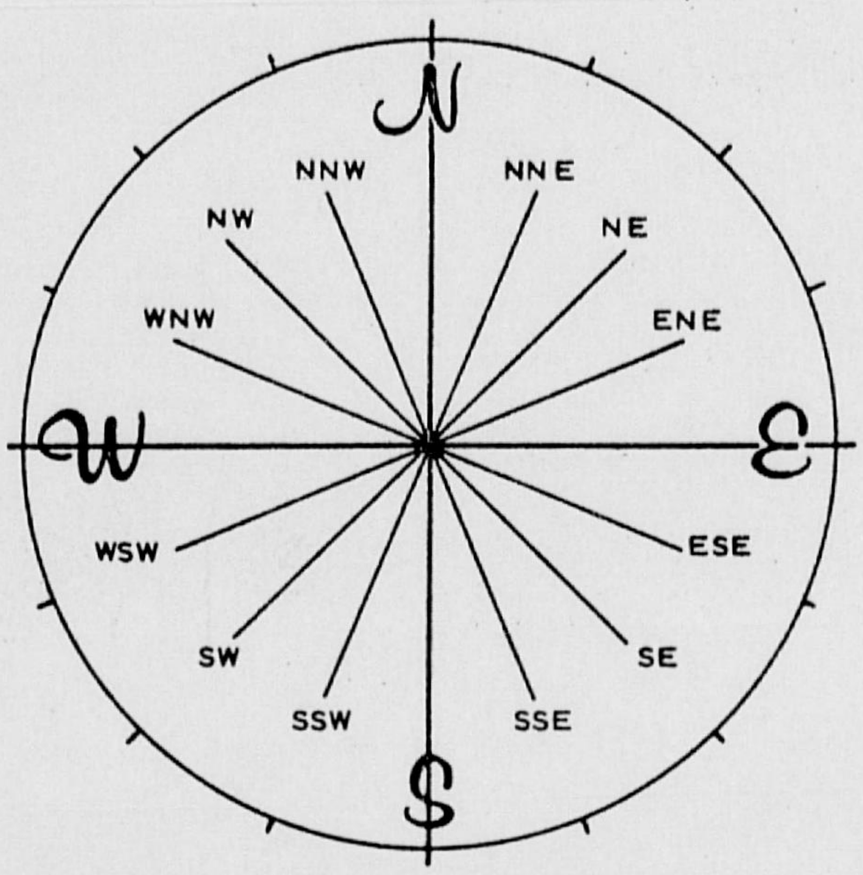

7. IN THE SKETCH BELOW, PLACE AN "A" AT THE POSITION OF THE PHENOMENON WHEN FIRST SEEN, AND A "B" AT THE POSITION OF THE PHENOMENON WHEN LAST SEEN. CONNECT THE "A" AND "B" WITH A LINE TO APPROXIMATE THE MOVEMENT OF THE PHENOMENON BETWEEN "A" AND "B". THAT IS, SCHEMATICALLY SHOW WHETHER THE MOVEMENT APPEARED TO BE STRAIGHT, CURVED OR ZIG-ZAG. REFER TO SMALLER SKETCH AS AN EXAMPLE OF HOW TO COMPLETE THE LARGER SKETCH.



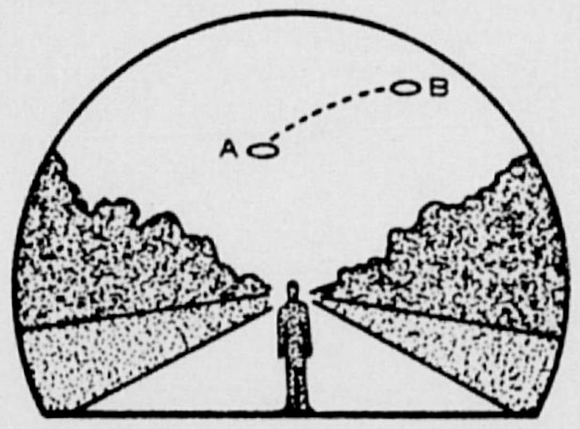

8.	WHERE WERE YOU WHEN YOU SAW THE PHENOMENON? *(Check appropriate blocks.)*		
	OUTDOORS		IN BUSINESS SECTION OF CITY
	IN BUILDING		IN RESIDENTIAL SECTION OF CITY
	IN CAR ☐ AS DRIVER ☐ AS PASSENGER		IN OPEN COUNTRYSIDE
	IN BOAT		NEAR AIRFIELD
	IN AIRPLANE ☐ AS PILOT ☐ AS PASSENGER		FLYING OVER CITY
	OTHER		FLYING OVER OPEN COUNTRY
			OTHER

A. IF YOU WERE IN A VEHICLE, COMPLETE THE FOLLOWING:

WHAT DIRECTION WERE YOU MOVING?				HOW FAST WERE YOU MOVING?
	NORTH		EAST	
	SOUTH		WEST	DID YOU STOP ANYTIME WHILE OBSERVING THE PHENOMENON? ☐ YES ☐ NO
	NORTHEAST		SOUTHEAST	
	NORTHWEST		SOUTHWEST	

EXPLAIN WHETHER SUCH MOVEMENT AFFECTS YOUR SKETCHES IN ITEMS 5 AND 6.

DESCRIBE TYPE OF VEHICLE YOU WERE IN AND TYPE OF ROAD, TERRAIN OR BODY OF WATER YOU TRAVERSED DURING THE SIGHTING. STATE WHETHER WINDOWS OR CONVERTIBLE TOP WERE UP OR DOWN.

HOW MUCH OTHER TRAFFIC WAS THERE?

DID YOU NOTICE ANY AIRPLANES? ☐ YES ☐ NO. IF "YES," DESCRIBE WHEN THEY WERE IN SIGHT RELATIVE TO THE TIME OF SIGHTING THE PHENOMENON AND WHERE THEY WERE IN THE SKY RELATIVE TO THE POSITION OF THE PHENOMENON.

9.	HOW LONG WAS THE PHENOMENON IN SIGHT?				
LENGTH OF TIME			CERTAIN OF TIME		NOT VERY SURE
			FAIRLY CERTAIN		JUST A GUESS

HOW WAS TIME DETERMINED?

WAS THE PHENOMENON IN SIGHT CONTINUOUSLY? ☐ YES ☐ NO. IF "NO," INDICATE WHETHER THIS IS DUE TO YOUR MOVEMENT OR THE BEHAVIOR OF THE PHENOMENON, AND DESCRIBE SUCH MOVEMENT OR BEHAVIOR. INDICATE DISAPPEARANCES ON PREVIOUS SKETCHES.

10. IF THERE WERE MORE THAN ONE PHENOMENON, HOW MANY WERE THERE? DRAW A PICTURE TO SHOW HOW THEY WERE ARRANGED. DID THIS ARRANGEMENT CHANGE DURING THE SIGHTING?

11. CONDITIONS *(Check appropriate blocks.)*

A. SKY		B. WEATHER			
	DAY		CUMULUS CLOUDS *(Low fluffy)*		FOG OR MIST
	TWILIGHT		CIRRUS CLOUDS *(High fleecy or Herring-bone)*		HEAVY RAIN
	NIGHT				LIGHT RAIN OR DRIZZLE
	CLEAR		NIMBUS CLOUDS *(Rain)*		HAIL
	PARTLY CLOUDY		CUMULONIMBUS CLOUDS *(Thunderstorms)*		SNOW OR SLEET
	COMPLETELY OVERCAST				UNKNOWN
			HAZE OR SMOG		NONE OF THE ABOVE

C. IF THE SIGHTING WAS AT TWILIGHT OR NIGHT, WHAT DID YOU NOTICE ABOUT THE STARS AND MOON?

(1) STARS		(2) MOON			
	NONE		BRIGHT MOONLIGHT		NO MOONLIGHT
	A FEW		MOON WITH HALO		UNKNOWN
	MANY		MOON HIDDEN BY CLOUDS		
	UNKNOWN		PARTIAL *(New or quarter)*		

D. IF SIGHTING WAS IN DAYLIGHT, WAS THE SUN VISIBLE? ☐ YES ☐ NO. IF "YES," WHERE WAS THE SUN AS YOU FACED THE PHENOMENON?

	IN FRONT OF YOU		TO YOUR RIGHT		OVERHEAD *(Near noon)*
	IN BACK OF YOU		TO YOUR LEFT		UNKNOWN

E. SPECIFY THE MAJOR SOURCE OF ILLUMINATION PRESENT DURING THE SIGHTING, SUCH AS THE SUN, HEADLIGHTS OR STREET LAMP, ETC. FOR TERRESTRIAL ILLUMINATION, SPECIFY DISTANCE TO LIGHT SOURCE.

12. GIVE A BRIEF DESCRIPTION OF THE PHENOMENON, INDICATING WHETHER IT APPEARED DARK OR LIGHT, WHETHER IT REFLECTED LIGHT OR WAS SELF-LUMINOUS AND WHAT COLORS YOU NOTICED. DESCRIBE YOUR IMPRESSION OF WHETHER IT WAS SOLID OR TRANSPARENT, WHETHER EDGES WERE SHARP OR FUZZY. DESCRIBE THE SHAPE OR INDICATE IF IT APPEARED AS A POINT OF LIGHT. INDICATE COMPARISONS WITH OTHER OBSERVED OBJECTS, LIKE STARS, A LIGHT OR OTHER OBJECT IN YOUR FIELD OF VIEW.

8. WHERE WERE YOU WHEN YOU SAW THE PHENOMENON? *(Check appropriate blocks.)*

	OUTDOORS		IN BUSINESS SECTION OF CITY
	IN BUILDING		IN RESIDENTIAL SECTION OF CITY
	IN CAR ☐ AS DRIVER ☐ AS PASSENGER		IN OPEN COUNTRYSIDE
	IN BOAT		NEAR AIRFIELD
	IN AIRPLANE ☐ AS PILOT ☐ AS PASSENGER		FLYING OVER CITY
	OTHER		FLYING OVER OPEN COUNTRY
			OTHER

A. IF YOU WERE IN A VEHICLE, COMPLETE THE FOLLOWING:

WHAT DIRECTION WERE YOU MOVING?

	NORTH		EAST
	SOUTH		WEST
	NORTHEAST		SOUTHEAST
	NORTHWEST		SOUTHWEST

HOW FAST WERE YOU MOVING?

DID YOU STOP ANYTIME WHILE OBSERVING THE PHENOMENON?

☐ YES ☐ NO

EXPLAIN WHETHER SUCH MOVEMENT AFFECTS YOUR SKETCHES IN ITEMS 5 AND 6.

DESCRIBE TYPE OF VEHICLE YOU WERE IN AND TYPE OF ROAD, TERRAIN OR BODY OF WATER YOU TRAVERSED DURING THE SIGHTING. STATE WHETHER WINDOWS OR CONVERTIBLE TOP WERE UP OR DOWN.

HOW MUCH OTHER TRAFFIC WAS THERE?

DID YOU NOTICE ANY AIRPLANES? ☐ YES ☐ NO. IF "YES," DESCRIBE WHEN THEY WERE IN SIGHT RELATIVE TO THE TIME OF SIGHTING THE PHENOMENON AND WHERE THEY WERE IN THE SKY RELATIVE TO THE POSITION OF THE PHENOMENON.

9. HOW LONG WAS THE PHENOMENON IN SIGHT?

LENGTH OF TIME		CERTAIN OF TIME		NOT VERY SURE
		FAIRLY CERTAIN		JUST A GUESS

HOW WAS TIME DETERMINED?

WAS THE PHENOMENON IN SIGHT CONTINUOUSLY? ☐ YES ☐ NO. IF "NO," INDICATE WHETHER THIS IS DUE TO YOUR MOVEMENT OR THE BEHAVIOR OF THE PHENOMENON, AND DESCRIBE SUCH MOVEMENT OR BEHAVIOR. INDICATE DISAPPEARANCES ON PREVIOUS SKETCHES.

10. IF THERE WERE MORE THAN ONE PHENOMENON, HOW MANY WERE THERE? DRAW A PICTURE TO SHOW HOW THEY WERE ARRANGED. DID THIS ARRANGEMENT CHANGE DURING THE SIGHTING?

11. CONDITIONS *(Check appropriate blocks.)*

A. SKY		B. WEATHER			
	DAY		CUMULUS CLOUDS *(Low fluffy)*		FOG OR MIST
	TWILIGHT		CIRRUS CLOUDS *(High fleecy or Herring-bone)*		HEAVY RAIN
	NIGHT				LIGHT RAIN OR DRIZZLE
	CLEAR		NIMBUS CLOUDS *(Rain)*		HAIL
	PARTLY CLOUDY		CUMULONIMBUS CLOUDS *(Thunderstorms)*		SNOW OR SLEET
	COMPLETELY OVERCAST				UNKNOWN
			HAZE OR SMOG		NONE OF THE ABOVE

C. IF THE SIGHTING WAS AT TWILIGHT OR NIGHT, WHAT DID YOU NOTICE ABOUT THE STARS AND MOON?

(1) STARS		(2) MOON		
	NONE		BRIGHT MOONLIGHT	NO MOONLIGHT
	A FEW		MOON WITH HALO	UNKNOWN
	MANY		MOON HIDDEN BY CLOUDS	
	UNKNOWN		PARTIAL *(New or quarter)*	

D. IF SIGHTING WAS IN DAYLIGHT, WAS THE SUN VISIBLE? ☐ YES ☐ NO. IF "YES," WHERE WAS THE SUN AS YOU FACED THE PHENOMENON?

IN FRONT OF YOU		TO YOUR RIGHT	OVERHEAD *(Near noon)*
IN BACK OF YOU		TO YOUR LEFT	UNKNOWN

E. SPECIFY THE MAJOR SOURCE OF ILLUMINATION PRESENT DURING THE SIGHTING, SUCH AS THE SUN, HEADLIGHTS OR STREET LAMP, ETC. FOR TERRESTRIAL ILLUMINATION, SPECIFY DISTANCE TO LIGHT SOURCE.

12. GIVE A BRIEF DESCRIPTION OF THE PHENOMENON, INDICATING WHETHER IT APPEARED DARK OR LIGHT, WHETHER IT REFLECTED LIGHT OR WAS SELF-LUMINOUS AND WHAT COLORS YOU NOTICED. DESCRIBE YOUR IMPRESSION OF WHETHER IT WAS SOLID OR TRANSPARENT, WHETHER EDGES WERE SHARP OR FUZZY. DESCRIBE THE SHAPE OR INDICATE IF IT APPEARED AS A POINT OF LIGHT. INDICATE COMPARISONS WITH OTHER OBSERVED OBJECTS, LIKE STARS, A LIGHT OR OTHER OBJECT IN YOUR FIELD OF VIEW.

13. DID THE PHENOMENON	YES	NO	UNKNOWN
MOVE IN A STRAIGHT LINE?			
STAND STILL AT ANYTIME?			
SUDDENLY SPEED UP AND RUN AWAY?			
BREAK UP IN PARTS AND EXPLODE?			
CHANGE COLOR?			
GIVE OFF SMOKE?			
CHANGE BRIGHTNESS?			
CHANGE SHAPE?			
FLASH OR FLICKER?			
DISAPPEAR AND REAPPEAR?			
SPIN LIKE A TOP?			
MAKE A NOISE?			
FLUTTER OR WOBBLE?			

14. WHAT DREW YOUR ATTENTION TO THE PHENOMENON?

A. HOW DID IT FINALLY DISAPPEAR?

B. DID THE PHENOMENON MOVE BEHIND OR IN FRONT OF SOMETHING, LIKE A CLOUD, TREE, OR BUILDING AT ANY TIME?
☐ YES ☐ NO. IF "YES," DESCRIBE.

15. DRAW A PICTURE THAT WILL SHOW THE SHAPE OF THE PHENOMENON. INCLUDE AND LABEL ANY DETAILS THAT MIGHT HAVE APPEARED AS WINGS OR PROTRUSIONS, AND INDICATE EXHAUST OR VAPOR TRAILS. INDICATE BY AN ARROW THE DIRECTION THE PHENOMENON WAS MOVING.

16. WHAT WAS THE ANGULAR SIZE? HOLD A MATCH AT ARM'S LENGTH IN FRONT OF A KNOWN OBJECT, SUCH AS A STREET LAMP OR THE MOON. NOTE HOW MUCH OF THE OBJECT IS COVERED BY THE HEAD OF THE MATCH. NOW IF YOU HAD BEEN ABLE TO PERFORM THIS EXPERIMENT AT THE TIME OF THE SIGHTING, ESTIMATE WHAT FRACTION OF THE PHENOMENON WOULD HAVE BEEN COVERED BY THE MATCH HEAD.

17. DID YOU OBSERVE THE PHENOMENON THROUGH ANY OF THE FOLLOWING? INCLUDE INFORMATION ON MODEL, TYPE, FILTER, LENS PRESCRIPTION OR OTHER APPLICABLE DATA.

	EYEGLASSES		CAMERA VIEWER
	SUNGLASSES		BINOCULARS
	WINDSHIELD		TELESCOPE
	SIDE WINDOW OF VEHICLE		THEODOLITE
	WINDOWPANE		OTHER

A. DO YOU ORDINARILY WEAR GLASSES? ☐ YES ☐ NO

B. DO YOU USE READING GLASSES? ☐ YES ☐ NO

18. WHAT WAS YOUR IMPRESSION OF THE SPEED OF THE PHENOMENON? GIVE ESTIMATE OF SPEED _____.

19. WHAT WAS YOUR IMPRESSION OF THE DISTANCE OF THE PHENOMENON? GIVE ESTIMATE OF DISTANCE _____.

20. IN ORDER THAT WE MAY OBTAIN AS CLEAR A PICTURE AS POSSIBLE OF WHAT YOU SAW, DESCRIBE IN YOUR OWN WORDS A COMMON OBJECT OR OBJECTS WHICH, WHEN PLACED IN THE SKY, SIMILAR TO WHERE YOU NOTED THE PHENOMENON, WOULD BEAR SOME RESEMBLANCE TO WHAT YOU SAW. DESCRIBE SIMILARITIES AND DIFFERENCES BETWEEN THE COMMON OBJECT AND WHAT YOU SAW.

21. DID YOU NOTICE ANY ODOR, NOISE, OR HEAT EMANATING FROM THE PHENOMENON OR ANY EFFECT ON YOURSELF, ANIMALS OR MACHINERY IN THE VICINITY? ☐ YES ☐ NO. IF "YES," DESCRIBE.

A. DID THE PHENOMENON DISTURB THE GROUND OR LEAVE ANY PHYSICAL EVIDENCE. ☐ YES ☐ NO. IF "YES," DESCRIBE.

22. HAVE YOU EVER SEEN THIS OR A SIMILAR PHENOMENON BEFORE? ☐ YES ☐ NO. IF "YES," GIVE DATE AND LOCATION.

23. WAS ANYONE WITH YOU AT THE TIME YOU SAW THE PHENOMENON? ☐ YES ☐ NO. IF "YES," DID THEY SEE IT TOO? ☐ YES ☐ NO.

A. LIST THEIR NAMES AND ADDRESSES

24. GIVE THE FOLLOWING INFORMATION ABOUT YOURSELF

LAST NAME, FIRST NAME, MIDDLE NAME

ADDRESS *(Street, City, State and Zip Code)*

TELEPHONE *(Area code and number)*	AGE		MALE		FEMALE

INDICATE ADDITIONAL INFORMATION INCLUDING OCCUPATION AND ANY EXPERIENCE WHICH MAY BE PERTINENT.

25. WHEN AND TO WHOM DID YOU REPORT THAT YOU HAD SIGHTED THIS PHENOMENON?

NAME _____ DAY _____ MONTH _____ YEAR _____

26. DATE YOU COMPLETED THIS QUESTIONNAIRE.

DAY _____ MONTH _____ YEAR _____

27. INFORMATION WHICH YOU FEEL IS PERTINENT BUT WHICH IS NOT ADEQUATELY COVERED IN THIS QUESTIONNAIRE, ALTERNATIVELY PROVIDE A NARRATIVE EXPLANATION OF THE SIGHTING.

58 yrs ago

DEPARTMENT OF THE AIR FORCE
HEADQUARTERS FOREIGN TECHNOLOGY DIVISION (AFSC)
WRIGHT-PATTERSON AIR FORCE BASE, OHIO 45433

REPLY TO ATTN OF: TDPT (UFO)

SUBJECT: UFO Observation, 28 June 1968

JUL 3 1968

TO: Mrs. [redacted] Road
Dayton, Ohio 45419

Reference your recent unidentified flying object sighting which you reported to the Air Force. The information which we have received is not sufficient for a scientific investigation. Request you complete the attached AF Form 117 and return it in the self-addressed envelope. Thank you for reporting your observation to the Air Force.

HECTOR QUINTANILLA, Jr, Lt Colonel, USAF
Chief, Aerial Phenomena Office
Aerospace Technologies Division
Production Directorate

1 Atch
AF Form 117 w/envelope

28 June 68

DEPARTMENT OF THE AIR FORCE
HEADQUARTERS FOREIGN TECHNOLOGY DIVISION (AFSC)
WRIGHT-PATTERSON AIR FORCE BASE, OHIO 45433

REPLY TO ATTN OF: TDPT (UFO)

SUBJECT: UFO Observation, 28 June 1968

JUL 3 1968

TO: Mr and Mrs [redacted]
[redacted] Road
Dayton, Ohio 45419

Reference your recent unidentified flying object sighting which you reported to the Air Force. The information which we have received is not sufficient for a scientific investigation. Request you complete the attached AF Form 117 and return it in the self-addressed envelope. Thank you for reporting your observation to the Air Force.

HECTOR QUINTANILLA, Jr, Lt Colonel, USAF
Chief, Aerial Phenomena Office
Aerospace Technologies Division
Production Directorate

1 Atch
AF Form 117 w/envelope

AFR 80-17(C1)

SIGHTING OF UNIDENTIFIED PHENOMENA QUESTIONNAIRE

BUDGET BUREAU APPROVAL NUMBER 21-R258

THIS QUESTIONNAIRE HAS BEEN PREPARED SO THAT YOU CAN GIVE THE U.S. AIR FORCE AS MUCH INFORMATION AS POSSIBLE CONCERNING THE UNIDENTIFIED PHENOMENON THAT YOU HAVE OBSERVED. PLEASE TRY TO ANSWER ALL OF THE QUESTIONS. THE INFORMATION YOU GIVE WILL BE USED FOR RESEARCH PURPOSES. YOUR NAME WILL NOT BE USED IN CONNECTION WITH ANY OF YOUR STATEMENTS OR CONCLUSIONS WITHOUT YOUR PERMISSION. RETURN TO AIR FORCE BASE INVESTIGATOR FOR FORWARDING TO FTD (TDETR), WRIGHT-PATTERSON AFB, OHIO 45433, IAW AFR 80-17. *(IF ADDITIONAL SHEETS ARE NEEDED FOR NARRATIVE OR SKETCHES ATTACH SECURELY TO THIS FORM OR ANNOTATE WITH YOUR NAME FOR IDENTIFICATION.)*

1. WHEN DID YOU SEE THE PHENOMENON?

DAY 28 MONTH June YEAR 65

2. WHAT TIME DID YOU FIRST SIGHT THE PHENOMENON?

HOUR 1010 MINUTES _____ ☐ A.M. ☑ P.M.

3. WHAT TIME DID YOU LAST SIGHT THE PHENOMENON?

HOUR 1025 MINUTES _____ ☐ A.M. ☑ P.M.

4. TIME / ZONE ☑ DAYLIGHT SAVINGS ☐ STANDARD

☑ EASTERN ☐ CENTRAL ☐ MOUNTAIN ☐ PACIFIC ☐ OTHER

5. WHERE WERE YOU WHEN YOU SAW THE PHENOMENON? IF IN CITY, GIVE THE NEAREST STREET ADDRESS AND INDICATE ON A HAND DRAWN MAP WHERE YOU WERE STANDING WITH REFERENCE TO THE ADDRESS. IF IN THE COUNTRY, IDENTIFY THE HIGHWAY YOU WERE ON OR NEAR AND TRY TO FIX A DISTANCE AND DIRECTION FROM SOME RECOGNIZABLE LANDMARK.

At residence

6. IMAGINE YOU ARE AT THE POINT SHOWN IN THE SKETCH, PLACE AN "A" ON THE CURVED LINE TO SHOW HOW HIGH THE PHENOMENON WAS ABOVE THE HORIZON, OR SKYLINE. WHEN FIRST SEEN. PLACE A "B" ON THE SAME CURVED LINE TO SHOW HOW HIGH ABOVE THE HORIZON THE PHENOMENON WAS WHEN LAST SEEN.

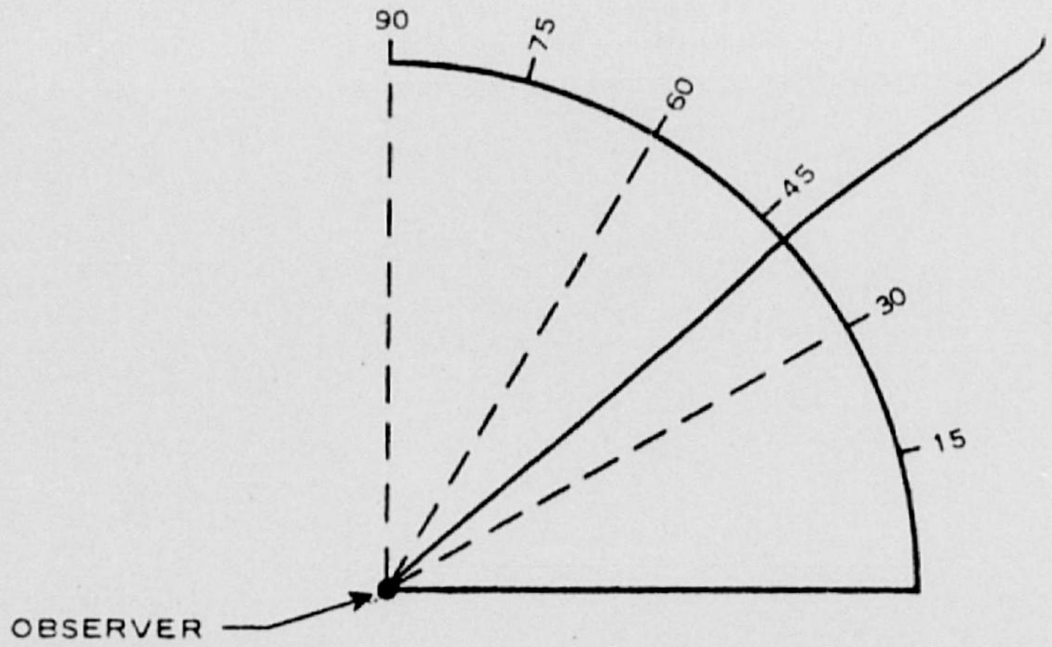

AF FORM AUG 67 117

6A. NOW IMAGINE YOU ARE AT THE CENTER OF THE COMPASS ROSE. PLACE AN "A" ON THE COMPASS TO INDICATE THE DIRECTION TO THE PHENOMENON WHEN FIRST SEEN. PLACE A "D" ON THE COMPASS TO INDICATE THE DIRECTION TO THE PHENOMENON WHEN LAST SEEN.

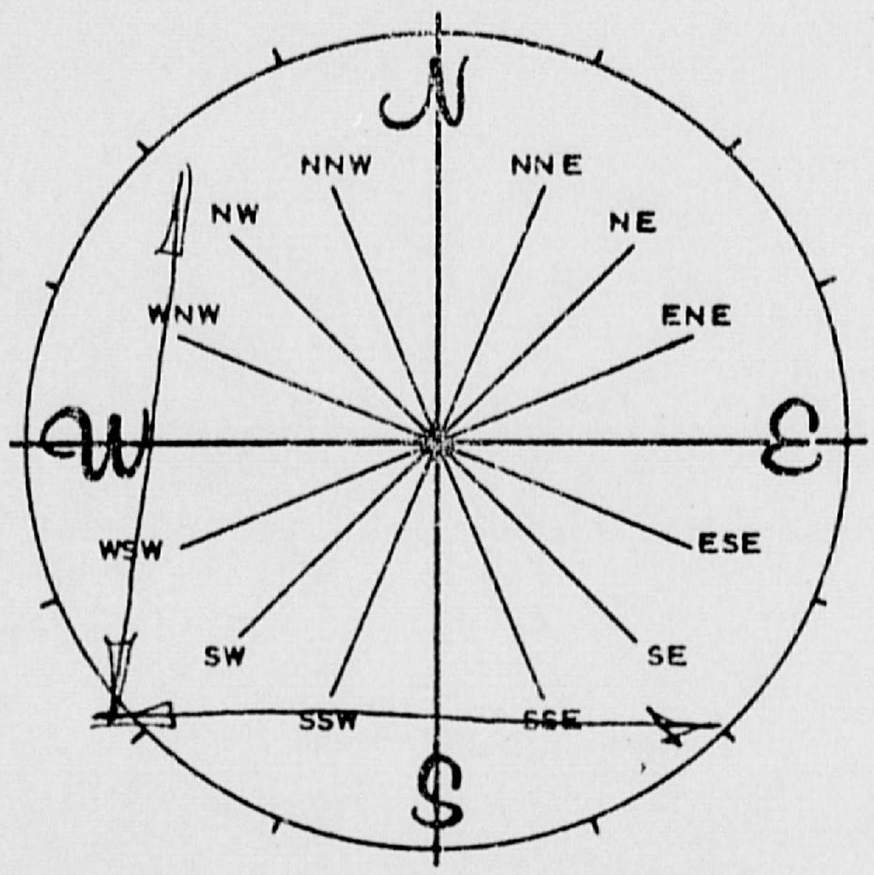

7. IN THE SKETCH BELOW, PLACE AN "A" AT THE POSITION OF THE PHENOMENON WHEN FIRST SEEN, AND A "B" AT THE POSITION OF THE PHENOMENON WHEN LAST SEEN. CONNECT THE "A" AND "B" WITH A LINE TO APPROXIMATE THE MOVEMENT OF THE PHENOMENON BETWEEN "A" AND "B". THAT IS, SCHEMATICALLY SHOW WHETHER THE MOVEMENT APPEARED TO BE STRAIGHT, CURVED OR ZIG-ZAG. REFER TO SMALLER SKETCH AS AN EXAMPLE OF HOW TO COMPLETE THE LARGER SKETCH.



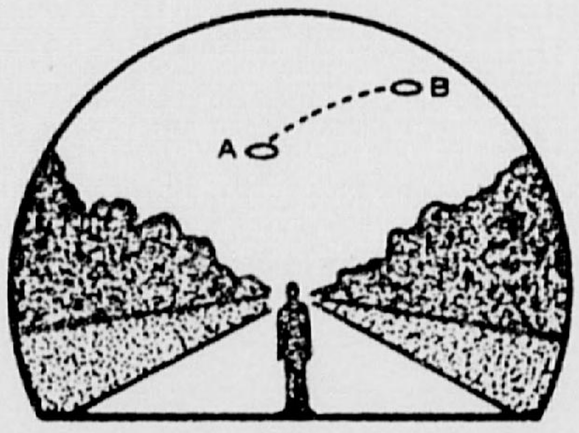

8.	WHERE WERE YOU WHEN YOU SAW THE PHENOMENON? *(Check appropriate blocks.)*		
✓	OUTDOORS		IN BUSINESS SECTION OF CITY
	IN BUILDING	✓	IN RESIDENTIAL SECTION OF CITY
	IN CAR ☐ AS DRIVER ☐ AS PASSENGER		IN OPEN COUNTRYSIDE
	IN BOAT		NEAR AIRFIELD
	IN AIRPLANE ☐ AS PILOT ☐ AS PASSENGER		FLYING OVER CITY
	OTHER		FLYING OVER OPEN COUNTRY
			OTHER

A.	IF YOU WERE IN A VEHICLE, COMPLETE THE FOLLOWING:			
	WHAT DIRECTION WERE YOU MOVING?			HOW FAST WERE YOU MOVING?
	NORTH		EAST	
	SOUTH		WEST	DID YOU STOP ANYTIME WHILE OBSERVING THE PHENOMENON?
	NORTHEAST		SOUTHEAST	
	NORTHWEST		SOUTHWEST	☐ YES ☐ NO

EXPLAIN WHETHER SUCH MOVEMENT AFFECTS YOUR SKETCHES IN ITEMS 5 AND 6.

DESCRIBE TYPE OF VEHICLE YOU WERE IN AND TYPE OF ROAD, TERRAIN OR BODY OF WATER YOU TRAVERSED DURING THE SIGHTING. STATE WHETHER WINDOWS OR CONVERTIBLE TOP WERE UP OR DOWN.

HOW MUCH OTHER TRAFFIC WAS THERE?

DID YOU NOTICE ANY AIRPLANES? ☐ YES ☐ NO. IF "YES," DESCRIBE WHEN THEY WERE IN SIGHT RELATIVE TO THE TIME OF SIGHTING THE PHENOMENON AND WHERE THEY WERE IN THE SKY RELATIVE TO THE POSITION OF THE PHENOMENON.

Lot of airplanes in area

9.	HOW LONG WAS THE PHENOMENON IN SIGHT?				
LENGTH OF TIME 20 Minutes		CERTAIN OF TIME		NOT VERY SURE
	✓	FAIRLY CERTAIN		JUST A GUESS

HOW WAS TIME DETERMINED?

Estmated

WAS THE PHENOMENON IN SIGHT CONTINUOUSLY? ☐ YES ☐ NO. IF "NO," INDICATE WHETHER THIS IS DUE TO YOUR MOVEMENT OR THE BEHAVIOR OF THE PHENOMENON, AND DESCRIBE SUCH MOVEMENT OR BEHAVIOR. INDICATE DISAPPEARANCES ON PREVIOUS SKETCHES.

lights went out & came back on.

10. IF THERE WERE MORE THAN ONE PHENOMENON, HOW MANY WERE THERE? DRAW A PICTURE TO SHOW HOW THEY WERE ARRANGED. DID THIS ARRANGEMENT CHANGE DURING THE SIGHTING?

11. CONDITIONS *(Check appropriate blocks.)*

A. SKY		B. WEATHER			
	DAY		CUMULUS CLOUDS *(Low fluffy)*		FOG OR MIST
	TWILIGHT		CIRRUS CLOUDS *(High fleecy or Herring-bone)*		HEAVY RAIN
✓	NIGHT				LIGHT RAIN OR DRIZZLE
✓	CLEAR		NIMBUS CLOUDS *(Rain)*		HAIL
	PARTLY CLOUDY		CUMULONIMBUS CLOUDS *(Thunderstorms)*		SNOW OR SLEET
	COMPLETELY OVERCAST				UNKNOWN
			HAZE OR SMOG		NONE OF THE ABOVE

C. IF THE SIGHTING WAS AT TWILIGHT OR NIGHT, WHAT DID YOU NOTICE ABOUT THE STARS AND MOON?

(1) STARS		(2) MOON			
	NONE	✓	~~BRIGHT~~ MOONLIGHT		NO MOONLIGHT
✓	A FEW		MOON WITH HALO		UNKNOWN
	MANY		MOON HIDDEN BY CLOUDS		
	UNKNOWN		PARTIAL *(New or quarter)*		

D. IF SIGHTING WAS IN DAYLIGHT, WAS THE SUN VISIBLE? ☐ YES ☐ NO. IF "YES," WHERE WAS THE SUN AS YOU FACED THE PHENOMENON?

	IN FRONT OF YOU		TO YOUR RIGHT		OVERHEAD *(Near noon)*
	IN BACK OF YOU		TO YOUR LEFT		UNKNOWN

E. SPECIFY THE MAJOR SOURCE OF ILLUMINATION PRESENT DURING THE SIGHTING, SUCH AS THE SUN, HEADLIGHTS OR STREET LAMP, ETC. FOR TERRESTRIAL ILLUMINATION, SPECIFY DISTANCE TO LIGHT SOURCE.

12. GIVE A BRIEF DESCRIPTION OF THE PHENOMENON, INDICATING WHETHER IT APPEARED DARK OR LIGHT, WHETHER IT REFLECTED LIGHT OR WAS SELF-LUMINOUS AND WHAT COLORS YOU NOTICED. DESCRIBE YOUR IMPRESSION OF WHETHER IT WAS SOLID OR TRANSPARENT, WHETHER EDGES WERE SHARP OR FUZZY. DESCRIBE THE SHAPE OR INDICATE IF IT APPEARED AS A POINT OF LIGHT. INDICATE COMPARISONS WITH OTHER OBSERVED OBJECTS, LIKE STARS, A LIGHT OR OTHER OBJECT IN YOUR FIELD OF VIEW.

Group of lights which blinked, moving across sky. Bright lights - no color. Lights went off & came back on in ripple fashion.

13. DID THE PHENOMENON	YES	NO	UNKNOWN
MOVE IN A STRAIGHT LINE?		✓	
STAND STILL AT ANYTIME?	✓		
SUDDENLY SPEED UP AND RUN AWAY?		✓	
BREAK UP IN PARTS AND EXPLODE?		✓	
CHANGE COLOR?		✓	
GIVE OFF SMOKE?		✓	
CHANGE BRIGHTNESS?		✓	
CHANGE SHAPE?		✓	
FLASH OR FLICKER?	✓		
DISAPPEAR AND REAPPEAR?		✓	
SPIN LIKE A TOP?			✓
MAKE A NOISE?	✓	✓	
FLUTTER OR WOBBLE?		✓	

14. WHAT DREW YOUR ATTENTION TO THE PHENOMENON?

Saw out window

A. HOW DID IT FINALLY DISAPPEAR?

Went away - may still there.

B. DID THE PHENOMENON MOVE BEHIND OR IN FRONT OF SOMETHING, LIKE A CLOUD, TREE, OR BUILDING AT ANY TIME?
☐ YES ☑ NO. IF "YES," DESCRIBE.

15. DRAW A PICTURE THAT WILL SHOW THE SHAPE OF THE PHENOMENON. INCLUDE AND LABEL ANY DETAILS THAT MIGHT HAVE APPEARED AS WINGS OR PROTRUSIONS, AND INDICATE EXHAUST OR VAPOR TRAILS. INDICATE BY AN ARROW THE DIRECTION THE PHENOMENON WAS MOVING.

16. WHAT WAS THE ANGULAR SIZE? HOLD A MATCH AT ARM'S LENGTH IN FRONT OF A KNOWN OBJECT, SUCH AS A STREET LAMP OR THE MOON. NOTE HOW MUCH OF THE OBJECT IS COVERED BY THE HEAD OF THE MATCH. NOW IF YOU HAD BEEN ABLE TO PERFORM THIS EXPERIMENT AT THE TIME OF THE SIGHTING, ESTIMATE WHAT FRACTION OF THE PHENOMENON WOULD HAVE BEEN COVERED BY THE MATCH HEAD.

very little

17. DID YOU OBSERVE THE PHENOMENON THROUGH ANY OF THE FOLLOWING? INCLUDE INFORMATION ON MODEL, TYPE, FILTER, LENS PRESCRIPTION OR OTHER APPLICABLE DATA. No

	EYEGLASSES		CAMERA VIEWER
	SUNGLASSES		BINOCULARS
	WINDSHIELD		TELESCOPE
	SIDE WINDOW OF VEHICLE		THEODOLITE
	WINDOWPANE		OTHER

A. DO YOU ORDINARILY WEAR GLASSES? ☐ YES ☑ NO

B. DO YOU USE READING GLASSES? ☐ YES ☑ NO

18. WHAT WAS YOUR IMPRESSION OF THE SPEED OF THE PHENOMENON? GIVE ESTIMATE OF SPEED Slow

19. WHAT WAS YOUR IMPRESSION OF THE DISTANCE OF THE PHENOMENON? GIVE ESTIMATE OF DISTANCE 1 Mile

20. IN ORDER THAT WE MAY OBTAIN AS CLEAR A PICTURE AS POSSIBLE OF WHAT YOU SAW, DESCRIBE IN YOUR OWN WORDS A COMMON OBJECT OR OBJECTS WHICH, WHEN PLACED IN THE SKY, SIMILAR TO WHERE YOU NOTED THE PHENOMENON, WOULD BEAR SOME RESEMBLANCE TO WHAT YOU SAW. DESCRIBE SIMILARITIES AND DIFFERENCES BETWEEN THE COMMON OBJECT AND WHAT YOU SAW.

Can't describe

21. DID YOU NOTICE ANY ODOR, NOISE, OR HEAT EMANATING FROM THE PHENOMENON OR ANY EFFECT ON YOURSELF, ANIMALS OR MACHINERY IN THE VICINITY? ☐ YES ☐ NO. IF "YES," DESCRIBE.

A. DID THE PHENOMENON DISTURB THE GROUND OR LEAVE ANY PHYSICAL EVIDENCE. ☐ YES ☐ NO. IF "YES," DESCRIBE.

22. HAVE YOU EVER SEEN THIS OR A SIMILAR PHENOMENON BEFORE? ☐ YES ☑ NO. IF "YES," GIVE DATE AND LOCATION.

23. WAS ANYONE WITH YOU AT THE TIME YOU SAW THE PHENOMENON? ☑ YES ☐ NO. IF "YES," DID THEY SEE IT TOO? ☐ YES ☐ NO. Husband + Neighbor

A. LIST THEIR NAMES AND ADDRESSES

Mr & Mrs [redacted]

24. GIVE THE FOLLOWING INFORMATION ABOUT YOURSELF

LAST NAME, FIRST NAME, MIDDLE NAME [redacted]

ADDRESS (Street, City, State and Zip Code) [redacted] Kettering,

TELEPHONE (Area code and number)	AGE		MALE		FEMALE
[redacted]	30			✓	

INDICATE ADDITIONAL INFORMATION INCLUDING OCCUPATION AND ANY EXPERIENCE WHICH MAY BE PERTINENT.

Housewife

25. WHEN AND TO WHOM DID YOU REPORT THAT YOU HAD SIGHTED THIS PHENOMENON?

NAME Judd E. Lundt DAY 28 MONTH June YEAR 69

26. DATE YOU COMPLETED THIS QUESTIONNAIRE.

DAY 28 MONTH JUNE YEAR 69

DEPARTMENT OF THE AIR FORCE
HEADQUARTERS FOREIGN TECHNOLOGY DIVISION (AFSC)
WRIGHT-PATTERSON AIR FORCE BASE, OHIO 45433

REPLY TO ATTN OF: TDPT (UFO)

SUBJECT: UFO Observation, 28 June 1968

JUL 3 1968

TO: Mr and Mrs [redacted]
[redacted]
Dayton, Ohio 45419

Reference your recent unidentified flying object sighting which you reported to the Air Force. The information which we have received is not sufficient for a scientific investigation. Request you complete the attached AF Form 117 and return it in the self-addressed envelope. Thank you for reporting your observation to the Air Force.

Hector Quintanilla, Jr

HECTOR QUINTANILLA, Jr, Lt Colonel, USAF
Chief, Aerial Phenomena Office
Aerospace Technologies Division
Production Directorate

1 Atch
AF Form 117 w/envelope

I am very sorry you feel obliged to send us these forms, since we called the Field the same night to advise you that what we thought was an UFO, turned out to be a plane advertising Stuve Ford. We verified this with South Dayton Airport, who reportedly had been deluged with calls. They admitted the direction of the wind made the plane appear to be "hovering". I wish we could report an actual sighting for you!

[redacted]

28 June 68

DEPARTMENT OF THE AIR FORCE
HEADQUARTERS FOREIGN TECHNOLOGY DIVISION (AFSC)
WRIGHT-PATTERSON AIR FORCE BASE, OHIO 45433

JUL 3 1968

REPLY TO ATTN OF: TDPT (UFO)

SUBJECT: UFO Observation, 28 June 1968

TO: [redacted] Drive
Dayton, Ohio 45432

Reference your recent unidentified flying object sighting which you reported to the Air Force. The information which we have received is not sufficient for a scientific investigation. Request you complete the attached AF Form 117 and return it in the self-addressed envelope. Thank you for reporting your observation to the Air Force.

HECTOR QUINTANILLA, Jr, Lt Colonel, USAF
Chief, Aerial Phenomena Office
Aerospace Technologies Division
Production Directorate

1 Atch
AF Form 117 w/envelope

AFR 80-17(C1)

SIGHTING OF UNIDENTIFIED PHENOMENA QUESTIONNAIRE

BUDGET BUREAU APPROVAL NUMBER 21-R258

THIS QUESTIONNAIRE HAS BEEN PREPARED SO THAT YOU CAN GIVE THE U.S. AIR FORCE AS MUCH INFORMATION AS POSSIBLE CONCERNING THE UNIDENTIFIED PHENOMENON THAT YOU HAVE OBSERVED. PLEASE TRY TO ANSWER ALL OF THE QUESTIONS. THE INFORMATION YOU GIVE WILL BE USED FOR RESEARCH PURPOSES. YOUR NAME WILL NOT BE USED IN CONNECTION WITH ANY OF YOUR STATEMENTS OR CONCLUSIONS WITHOUT YOUR PERMISSION. RETURN TO AIR FORCE BASE INVESTIGATOR FOR FORWARDING TO FTD (TDETR), WRIGHT-PATTERSON AFB, OHIO 45433, IAW AFR 80-17. *(IF ADDITIONAL SHEETS ARE NEEDED FOR NARRATIVE OR SKETCHES ATTACH SECURELY TO THIS FORM OR ANNOTATE WITH YOUR NAME FOR IDENTIFICATION.)*

1. WHEN DID YOU SEE THE PHENOMENON?
DAY 28 MONTH June YEAR 1965

2. WHAT TIME DID YOU FIRST SIGHT THE PHENOMENON?
HOUR 2150 MINUTES 3 ☐ A.M. ☑ P.M.

3. WHAT TIME DID YOU LAST SIGHT THE PHENOMENON?
HOUR 2153 MINUTES ____ ☐ A.M. ☐ P.M.

4. TIME/ZONE ☑ DAYLIGHT SAVINGS ☐ STANDARD
☑ EASTERN ☐ CENTRAL ☐ MOUNTAIN ☐ PACIFIC ☐ OTHER

5. WHERE WERE YOU WHEN YOU SAW THE PHENOMENON? IF IN CITY, GIVE THE NEAREST STREET ADDRESS AND INDICATE ON A HAND DRAWN MAP WHERE YOU WERE STANDING WITH REFERENCE TO THE ADDRESS. IF IN THE COUNTRY, IDENTIFY THE HIGHWAY YOU WERE ON OR NEAR AND TRY TO FIX A DISTANCE AND DIRECTION FROM SOME RECOGNIZABLE LANDMARK.

[redacted] At Woodbine

6. IMAGINE YOU ARE AT THE POINT SHOWN IN THE SKETCH, PLACE AN "A" ON THE CURVED LINE TO SHOW HOW HIGH THE PHENOMENON WAS ABOVE THE HORIZON, OR SKYLINE, WHEN FIRST SEEN. PLACE A "B" ON THE SAME CURVED LINE TO SHOW HOW HIGH ABOVE THE HORIZON THE PHENOMENON WAS WHEN LAST SEEN.

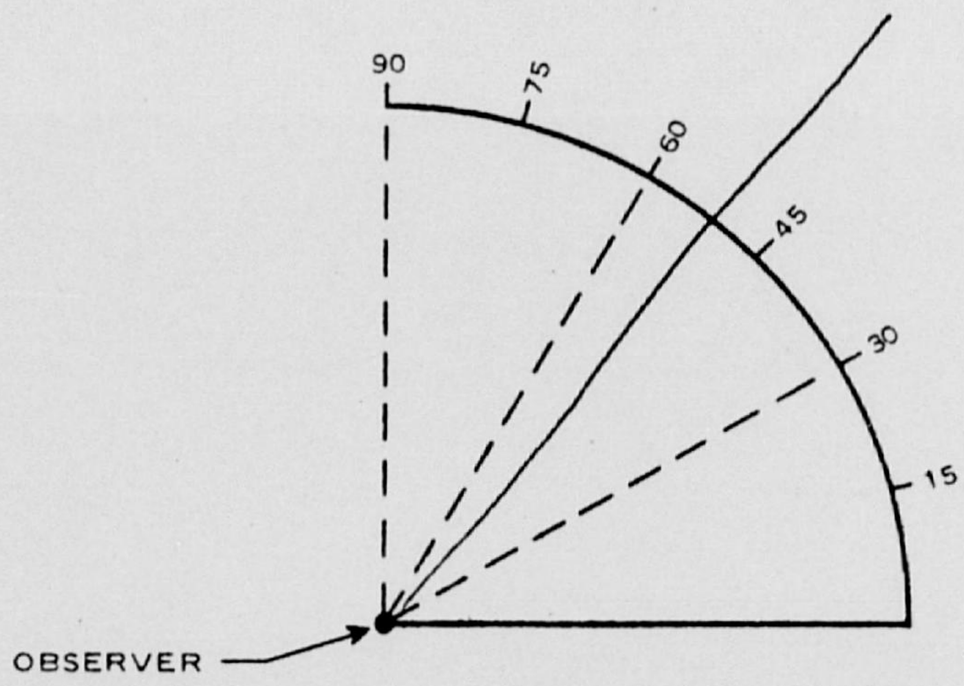

AF FORM AUG 67 117

6A. NOW IMAGINE YOU ARE AT THE CENTER OF THE COMPASS ROSE. PLACE AN "A" ON THE COMPASS TO INDICATE THE DIRECTION TO THE PHENOMENON WHEN FIRST SEEN. PLACE A "B" ON THE COMPASS TO INDICATE THE DIRECTION TO THE PHENOMENON WHEN LAST SEEN.

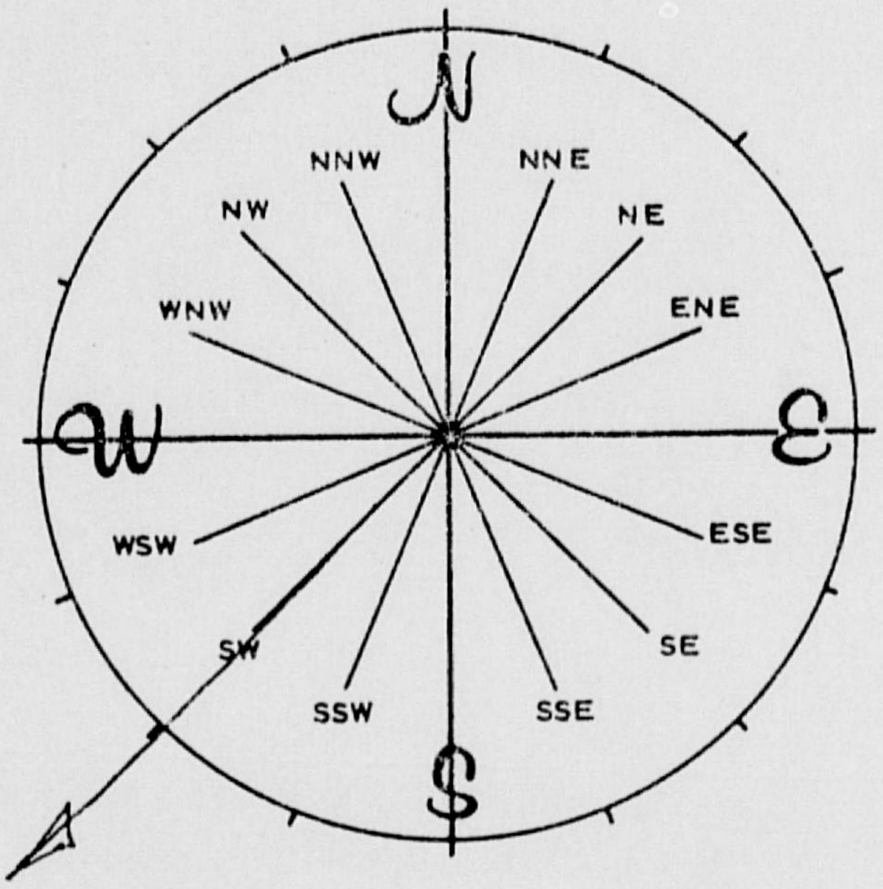

7. IN THE SKETCH BELOW, PLACE AN "A" AT THE POSITION OF THE PHENOMENON WHEN FIRST SEEN, AND A "B" AT THE POSITION OF THE PHENOMENON WHEN LAST SEEN. CONNECT THE "A" AND "B" WITH A LINE TO APPROXIMATE THE MOVEMENT OF THE PHENOMENON BETWEEN "A" AND "B". THAT IS, SCHEMATICALLY SHOW WHETHER THE MOVEMENT APPEARED TO BE STRAIGHT, CURVED OR ZIG-ZAG. REFER TO SMALLER SKETCH AS AN EXAMPLE OF HOW TO COMPLETE THE LARGER SKETCH.



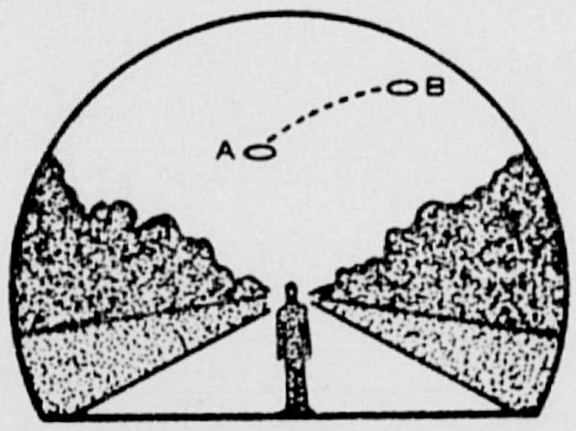

8. WHERE WERE YOU WHEN YOU SAW THE PHENOMENON? *(Check appropriate blocks.)*

✓	OUTDOORS		IN BUSINESS SECTION OF CITY
	IN BUILDING	✓	IN RESIDENTIAL SECTION OF CITY
	IN CAR ☐ AS DRIVER ☐ AS PASSENGER		IN OPEN COUNTRYSIDE
	IN BOAT		NEAR AIRFIELD
	IN AIRPLANE ☐ AS PILOT ☐ AS PASSENGER		FLYING OVER CITY
	OTHER		FLYING OVER OPEN COUNTRY
			OTHER

A. IF YOU WERE IN A VEHICLE, COMPLETE THE FOLLOWING:

WHAT DIRECTION WERE YOU MOVING?

	NORTH		EAST
	SOUTH		WEST
	NORTHEAST		SOUTHEAST
	NORTHWEST		SOUTHWEST

HOW FAST WERE YOU MOVING?

DID YOU STOP ANYTIME WHILE OBSERVING THE PHENOMENON? ☐ YES ☐ NO

EXPLAIN WHETHER SUCH MOVEMENT AFFECTS YOUR SKETCHES IN ITEMS 5 AND 6.

DESCRIBE TYPE OF VEHICLE YOU WERE IN AND TYPE OF ROAD, TERRAIN OR BODY OF WATER YOU TRAVERSED DURING THE SIGHTING. STATE WHETHER WINDOWS OR CONVERTIBLE TOP WERE UP OR DOWN.

HOW MUCH OTHER TRAFFIC WAS THERE?

DID YOU NOTICE ANY AIRPLANES? ☐ YES ☑ NO. IF "YES," DESCRIBE WHEN THEY WERE IN SIGHT RELATIVE TO THE TIME OF SIGHTING THE PHENOMENON AND WHERE THEY WERE IN THE SKY RELATIVE TO THE POSITION OF THE PHENOMENON.

9. HOW LONG WAS THE PHENOMENON IN SIGHT?

LENGTH OF TIME 3 Minutes		CERTAIN OF TIME		NOT VERY SURE
	✓	FAIRLY CERTAIN		JUST A GUESS

HOW WAS TIME DETERMINED? Estimated

WAS THE PHENOMENON IN SIGHT CONTINUOUSLY? ☑ YES ☐ NO. IF "NO," INDICATE WHETHER THIS IS DUE TO YOUR MOVEMENT OR THE BEHAVIOR OF THE PHENOMENON, AND DESCRIBE SUCH MOVEMENT OR BEHAVIOR. INDICATE DISAPPEARANCES ON PREVIOUS SKETCHES.

10. IF THERE WERE MORE THAN ONE PHENOMENON, HOW MANY WERE THERE? DRAW A PICTURE TO SHOW HOW THEY WERE ARRANGED. DID THIS ARRANGEMENT CHANGE DURING THE SIGHTING?

11. CONDITIONS *(Check appropriate blocks.)*

A. SKY		B. WEATHER			
	DAY		CUMULUS CLOUDS *(Low fluffy)*		FOG OR MIST
✓	TWILIGHT		CIRRUS CLOUDS *(High fleecy or Herring-bone)*		HEAVY RAIN
	NIGHT				LIGHT RAIN OR DRIZZLE
✓	CLEAR		NIMBUS CLOUDS *(Rain)*		HAIL
	PARTLY CLOUDY		CUMULONIMBUS CLOUDS *(Thunderstorms)*		SNOW OR SLEET
	COMPLETELY OVERCAST				UNKNOWN
			HAZE OR SMOG		NONE OF THE ABOVE

C. IF THE SIGHTING WAS AT TWILIGHT OR NIGHT, WHAT DID YOU NOTICE ABOUT THE STARS AND MOON?

(1) STARS		(2) MOON			
	NONE		BRIGHT MOONLIGHT		NO MOONLIGHT
	A FEW		MOON WITH HALO		UNKNOWN
	MANY		MOON HIDDEN BY CLOUDS		
✓	UNKNOWN		PARTIAL *(New or quarter)*		

D. IF SIGHTING WAS IN DAYLIGHT, WAS THE SUN VISIBLE? ☐ YES ☐ NO. IF "YES," WHERE WAS THE SUN AS YOU FACED THE PHENOMENON?

	IN FRONT OF YOU		TO YOUR RIGHT		OVERHEAD *(Near noon)*
	IN BACK OF YOU		TO YOUR LEFT		UNKNOWN

E. SPECIFY THE MAJOR SOURCE OF ILLUMINATION PRESENT DURING THE SIGHTING, SUCH AS THE SUN, HEADLIGHTS OR STREET LAMP, ETC. FOR TERRESTRIAL ILLUMINATION, SPECIFY DISTANCE TO LIGHT SOURCE.

12. GIVE A BRIEF DESCRIPTION OF THE PHENOMENON, INDICATING WHETHER IT APPEARED DARK OR LIGHT, WHETHER IT REFLECTED LIGHT OR WAS SELF-LUMINOUS AND WHAT COLORS YOU NOTICED. DESCRIBE YOUR IMPRESSION OF WHETHER IT WAS SOLID OR TRANSPARENT, WHETHER EDGES WERE SHARP OR FUZZY. DESCRIBE THE SHAPE OR INDICATE IF IT APPEARED AS A POINT OF LIGHT. INDICATE COMPARISONS WITH OTHER OBSERVED OBJECTS, LIKE STARS, A LIGHT OR OTHER OBJECT IN YOUR FIELD OF VIEW.

13. DID THE PHENOMENON	YES	NO	UNKNOWN
MOVE IN A STRAIGHT LINE?		✓	
STAND STILL AT ANYTIME?		✓	
SUDDENLY SPEED UP AND RUN AWAY?		✓	
BREAK UP IN PARTS AND EXPLODE?		✓	
CHANGE COLOR?		✓	
GIVE OFF SMOKE?		✓	
CHANGE BRIGHTNESS?		✓	
CHANGE SHAPE?		✓	
FLASH OR FLICKER?		✓	
DISAPPEAR AND REAPPEAR?		✓	
SPIN LIKE A TOP?	✓		
MAKE A NOISE?			
FLUTTER OR WOBBLE?		✓	

14. WHAT DREW YOUR ATTENTION TO THE PHENOMENON?

Daughter saw it & pointed it out

A. HOW DID IT FINALLY DISAPPEAR?

passed behind trees on horizon

B. DID THE PHENOMENON MOVE BEHIND OR IN FRONT OF SOMETHING, LIKE A CLOUD, TREE, OR BUILDING AT ANY TIME?
☐ YES ☑ NO. IF "YES," DESCRIBE.

15. DRAW A PICTURE THAT WILL SHOW THE SHAPE OF THE PHENOMENON. INCLUDE AND LABEL ANY DETAILS THAT MIGHT HAVE APPEARED AS WINGS OR PROTRUSIONS, AND INDICATE EXHAUST OR VAPOR TRAILS. INDICATE BY AN ARROW THE DIRECTION THE PHENOMENON WAS MOVING.

16. WHAT WAS THE ANGULAR SIZE? HOLD A MATCH AT ARM'S LENGTH IN FRONT OF A KNOWN OBJECT, SUCH AS A STREET LAMP OR THE MOON. NOTE HOW MUCH OF THE OBJECT IS COVERED BY THE HEAD OF THE MATCH. NOW IF YOU HAD BEEN ABLE TO PERFORM THIS EXPERIMENT AT THE TIME OF THE SIGHTING, ESTIMATE WHAT FRACTION OF THE PHENOMENON WOULD HAVE BEEN COVERED BY THE MATCH HEAD.

practically none - would need your fist.

17. DID YOU OBSERVE THE PHENOMENON THROUGH ANY OF THE FOLLOWING? INCLUDE INFORMATION ON MODEL, TYPE, FILTER, LENS PRESCRIPTION OR OTHER APPLICABLE DATA.

	EYEGLASSES		CAMERA VIEWER
	SUNGLASSES		BINOCULARS
	WINDSHIELD		TELESCOPE
	SIDE WINDOW OF VEHICLE		THEODOLITE
	WINDOWPANE		OTHER

A. DO YOU ORDINARILY WEAR GLASSES? ☐ YES ☑ NO

B. DO YOU USE READING GLASSES? ☐ YES ☑ NO

18. WHAT WAS YOUR IMPRESSION OF THE SPEED OF THE PHENOMENON? GIVE ESTIMATE OF SPEED fast

19. WHAT WAS YOUR IMPRESSION OF THE DISTANCE OF THE PHENOMENON? GIVE ESTIMATE OF DISTANCE 1 mile

20. IN ORDER THAT WE MAY OBTAIN AS CLEAR A PICTURE AS POSSIBLE OF WHAT YOU SAW, DESCRIBE IN YOUR OWN WORDS A COMMON OBJECT OR OBJECTS WHICH, WHEN PLACED IN THE SKY, SIMILAR TO WHERE YOU NOTED THE PHENOMENON, WOULD BEAR SOME RESEMBLANCE TO WHAT YOU SAW. DESCRIBE SIMILARITIES AND DIFFERENCES BETWEEN THE COMMON OBJECT AND WHAT YOU SAW.

21. DID YOU NOTICE ANY ODOR, NOISE, OR HEAT EMANATING FROM THE PHENOMENON OR ANY EFFECT ON YOURSELF, ANIMALS OR MACHINERY IN THE VICINITY? ☑ YES ☐ NO. IF "YES," DESCRIBE.

Did not hear but dog did.

A. DID THE PHENOMENON DISTURB THE GROUND OR LEAVE ANY PHYSICAL EVIDENCE. ☐ YES ☐ NO. IF "YES," DESCRIBE.

22. HAVE YOU EVER SEEN THIS OR A SIMILAR PHENOMENON BEFORE? ☐ YES ☑ NO. IF "YES," GIVE DATE AND LOCATION.

23. WAS ANYONE WITH YOU AT THE TIME YOU SAW THE PHENOMENON? ☑ YES ☐ NO. IF "YES," DID THEY SEE IT TOO? ☑ YES ☐ NO.

A. LIST THEIR NAMES AND ADDRESSES

[redacted]

24. GIVE THE FOLLOWING INFORMATION ABOUT YOURSELF

LAST NAME, FIRST NAME, MIDDLE NAME [redacted]

ADDRESS *(Street, City, State and Zip Code)* [redacted] Drive

TELEPHONE *(Area code and number)*	AGE		MALE		FEMALE
[redacted]	Adult			✓	

INDICATE ADDITIONAL INFORMATION INCLUDING OCCUPATION AND ANY EXPERIENCE WHICH MAY BE PERTINENT.

25. WHEN AND TO WHOM DID YOU REPORT THAT YOU HAD SIGHTED THIS PHENOMENON?

NAME _____ DAY _____ MONTH _____ YEAR _____

26. DATE YOU COMPLETED THIS QUESTIONNAIRE.

DAY _____ MONTH _____ YEAR _____

28 June

DEPARTMENT OF THE AIR FORCE
HEADQUARTERS FOREIGN TECHNOLOGY DIVISION (AFSC)
WRIGHT-PATTERSON AIR FORCE BASE, OHIO 45433

REPLY TO ATTN OF: TDPT (UFO)

JUL 3 1968

SUBJECT: UFO Observation, 28 June 1968

TO: [redacted]
Dayton, Ohio 45429

Reference your recent unidentified flying object sighting which you reported to the Air Force. The information which we have received is not sufficient for a scientific investigation. Request you complete the attached AF Form 117 and return it in the self-addressed envelope. Thank you for reporting your observation to the Air Force.

HECTOR QUINTANILLA, Jr, Lt Colonel, USAF
Chief, Aerial Phenomena Office
Aerospace Technologies Division
Production Directorate

1 Atch
AF Form 117 w/envelope

DEPARTMENT OF THE AIR FORCE
HEADQUARTERS FOREIGN TECHNOLOGY DIVISION (AFSC)
WRIGHT-PATTERSON AIR FORCE BASE OHIO 45433

REPLY TO ATTN OF: TDPT (UFO)

JUL 3 1969

SUBJECT: UFO Observation, 28 June 1968

TO: [redacted]
Dayton, Ohio 45410

Reference your recent unidentified flying object sighting which you reported to the Air Force. The information which we have received is not sufficient for a scientific investigation. Request you complete the attached AF Form 117 and return it in the self-addressed envelope. Thank you for reporting your observation to the Air Force.

HECTOR QUINTANILLA, Jr, Lt Colonel, USAF
Chief, Aerial Phenomena Office
Aerospace Technologies Division
Production Directorate

1 Atch
AF Form 117 w/envelope

DEPARTMENT OF THE AIR FORCE
HEADQUARTERS FOREIGN TECHNOLOGY DIVISION (AFSC)
WRIGHT-PATTERSON AIR FORCE BASE, OHIO 45433

JUL 3 1968

REPLY TO ATTN OF: TDPT (UFO)

SUBJECT: UFO Observation, 28 June 1968

TO: [redacted]
University of Dayton
Dayton, Ohio 45409

Reference your recent unidentified flying object sighting which you reported to the Air Force. The information which we have received is not sufficient for a scientific investigation. Request you complete the attached AF Form 117 and return it in the self-addressed envelope. Thank you for reporting your observation to the Air Force.

HECTOR QUINTANILLA, Jr, Lt Colonel, USAF
Chief, Aerial Phenomena Office
Aerospace Technologies Division
Production Directorate

1 Atch
AF Form 117 w/envelope

6/28 Jun 68

DEPARTMENT OF THE AIR FORCE
HEADQUARTERS FOREIGN TECHNOLOGY DIVISION (AFSC)
WRIGHT-PATTERSON AIR FORCE BASE OHIO 45433

REPLY TO ATTN OF: TDPT (UFO)

JUL 3 1968

SUBJECT: UFO Observation, 28 June 1968

TO: [redacted]
Dayton, Ohio 45429

Reference your recent unidentified flying object sighting which you reported to the Air Force. The information which we have received is not sufficient for a scientific investigation. Request you complete the attached AF Form 117 and return it in the self-addressed envelope. Thank you for reporting your observation to the Air Force.

HECTOR QUINTANILLA, Jr, Lt Colonel, USAF
Chief, Aerial Phenomena Office
Aerospace Technologies Division
Production Directorate

1 Atch
AF Form 117 w/envelope

SIGHTING OF UNIDENTIFIED PHENOMENA QUESTIONNAIRE

BUDGET BUREAU APPROVAL NUMBER 21-R258

THIS QUESTIONNAIRE HAS BEEN PREPARED SO THAT YOU CAN GIVE THE U.S. AIR FORCE AS MUCH INFORMATION AS POSSIBLE CONCERNING THE UNIDENTIFIED PHENOMENON THAT YOU HAVE OBSERVED. PLEASE TRY TO ANSWER ALL OF THE QUESTIONS. THE INFORMATION YOU GIVE WILL BE USED FOR RESEARCH PURPOSES. YOUR NAME WILL NOT BE USED IN CONNECTION WITH ANY OF YOUR STATEMENTS OR CONCLUSIONS WITHOUT YOUR PERMISSION. RETURN TO AIR FORCE BASE INVESTIGATOR FOR FORWARDING TO FTD (TDETR), WRIGHT-PATTERSON AFB, OHIO 45433, IAW AFR 80-17. *(IF ADDITIONAL SHEETS ARE NEEDED FOR NARRATIVE OR SKETCHES ATTACH SECURELY TO THIS FORM OR ANNOTATE WITH YOUR NAME FOR IDENTIFICATION.)*

1. WHEN DID YOU SEE THE PHENOMENON?
DAY 28 1st MONTH June YEAR 1968

2. WHAT TIME DID YOU FIRST SIGHT THE PHENOMENON?
HOUR 9 MINUTES 47 ☐ A.M. ☑ ~~P.M.~~

3. WHAT TIME DID YOU LAST SIGHT THE PHENOMENON?
HOUR 10 MINUTES 20 ☐ A.M. ☑ ~~P.M.~~

4. TIME / ZONE ☑ DAYLIGHT SAVINGS ☐ STANDARD
☑ EASTERN ☐ CENTRAL ☐ MOUNTAIN ☐ PACIFIC ☐ OTHER

5. WHERE WERE YOU WHEN YOU SAW THE PHENOMENON? IF IN CITY, GIVE THE NEAREST STREET ADDRESS AND INDICATE ON A HAND DRAWN MAP WHERE YOU WERE STANDING WITH REFERENCE TO THE ADDRESS. IF IN THE COUNTRY, IDENTIFY THE HIGHWAY YOU WERE ON OR NEAR AND TRY TO FIX A DISTANCE AND DIRECTION FROM SOME RECOGNIZABLE LANDMARK.

AT THE UNIVERSITY OF DAYTON
1.) NEAR KENNEDY UNION
2.) ROOF OF ALUMNI HALL

6. IMAGINE YOU ARE AT THE POINT SHOWN IN THE SKETCH, PLACE AN "A" ON THE CURVED LINE TO SHOW HOW HIGH THE PHENOMENON WAS ABOVE THE HORIZON, OR SKYLINE. WHEN FIRST SEEN. PLACE A "B" ON THE SAME CURVED LINE TO SHOW HOW HIGH ABOVE THE HORIZON THE PHENOMENON WAS WHEN LAST SEEN.

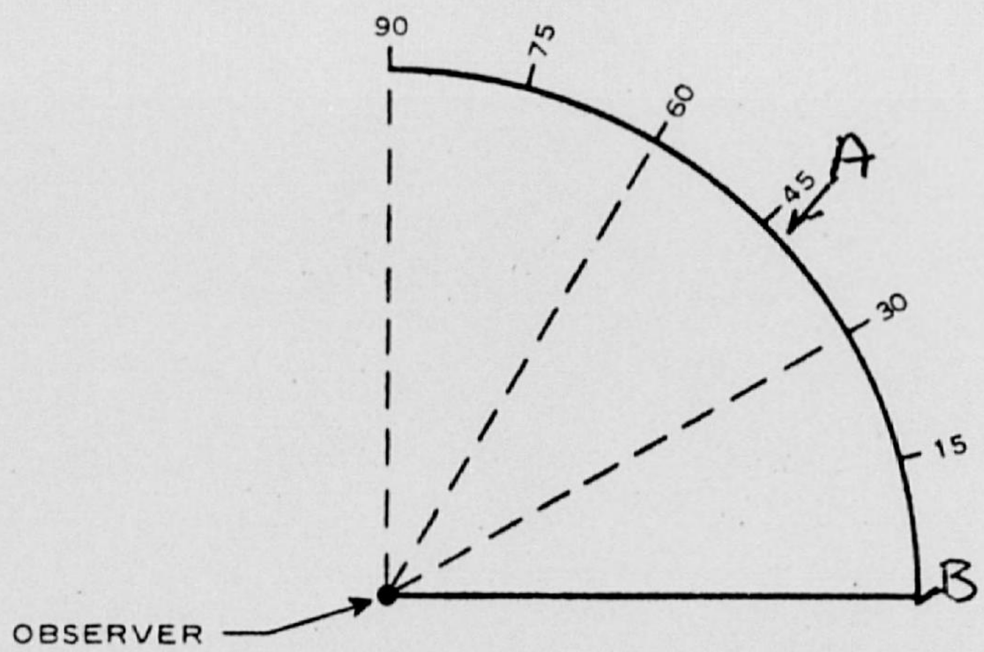

AF FORM AUG 67 117

6A. NOW IMAGINE YOU ARE AT THE CENTER OF THE COMPASS ROSE. PLACE AN "A" ON THE COMPASS TO INDICATE THE DIRECTION TO THE PHENOMENON WHEN FIRST SEEN. PLACE A "B" ON THE COMPASS TO INDICATE THE DIRECTION TO THE PHENOMENON WHEN LAST SEEN.

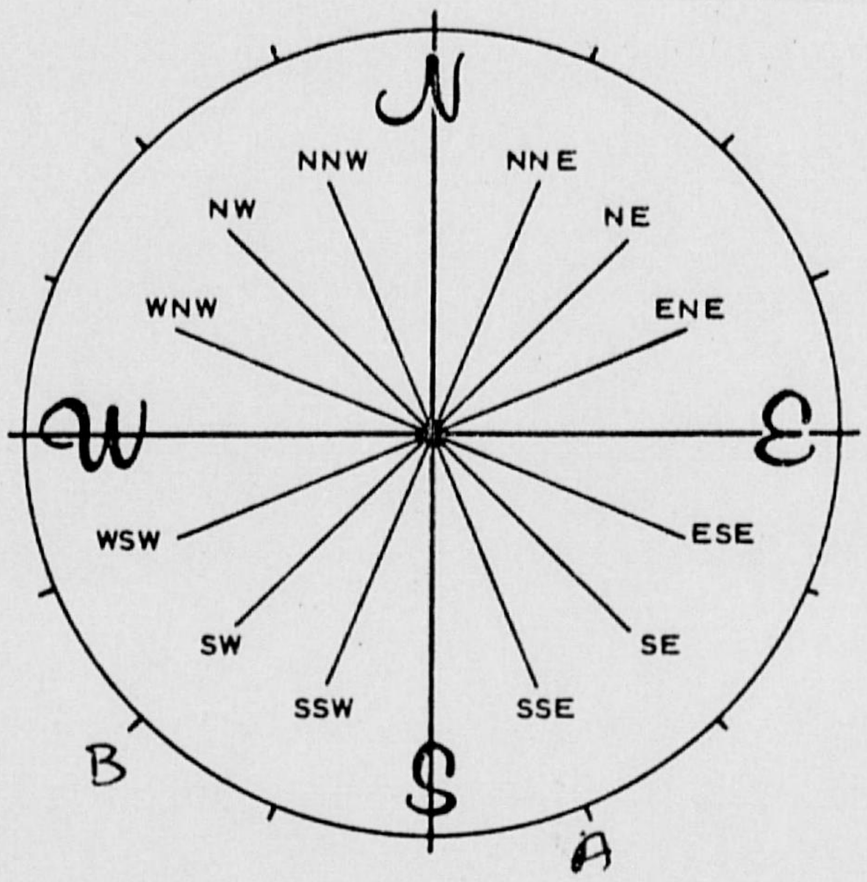

7. IN THE SKETCH BELOW, PLACE AN "A" AT THE POSITION OF THE PHENOMENON WHEN FIRST SEEN, AND A "B" AT THE POSITION OF THE PHENOMENON WHEN LAST SEEN. CONNECT THE "A" AND "B" WITH A LINE TO APPROXIMATE THE MOVEMENT OF THE PHENOMENON BETWEEN "A" AND "B". THAT IS, SCHEMATICALLY SHOW WHETHER THE MOVEMENT APPEARED TO BE STRAIGHT, CURVED OR ZIG-ZAG. REFER TO SMALLER SKETCH AS AN EXAMPLE OF HOW TO COMPLETE THE LARGER SKETCH.



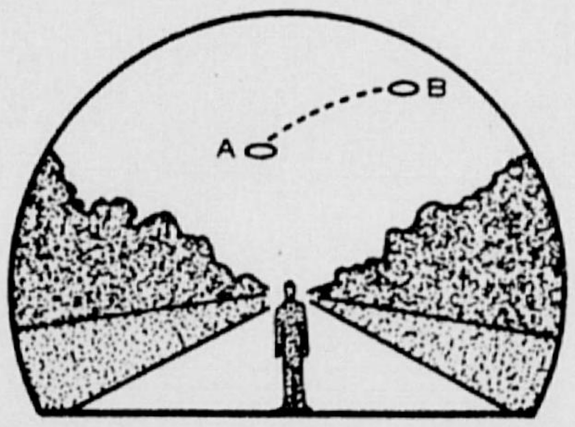

8. WHERE WERE YOU WHEN YOU SAW THE PHENOMENON? *(Check appropriate blocks.)*

✓	OUTDOORS		IN BUSINESS SECTION OF CITY
✓	ON BUILDING Roof	✓	IN RESIDENTIAL SECTION OF CITY
	IN CAR ☐ AS DRIVER ☐ AS PASSENGER		IN OPEN COUNTRYSIDE
	IN BOAT		NEAR AIRFIELD
	IN AIRPLANE ☐ AS PILOT ☐ AS PASSENGER		FLYING OVER CITY
	OTHER		FLYING OVER OPEN COUNTRY
			OTHER

A. IF YOU WERE IN A VEHICLE, COMPLETE THE FOLLOWING:

WHAT DIRECTION WERE YOU MOVING?

	NORTH		EAST
✓	SOUTH		WEST
	NORTHEAST		SOUTHEAST
	NORTHWEST		SOUTHWEST

HOW FAST WERE YOU MOVING?

DID YOU STOP ANYTIME WHILE OBSERVING THE PHENOMENON? ☐ YES ☐ NO

EXPLAIN WHETHER SUCH MOVEMENT AFFECTS YOUR SKETCHES IN ITEMS 5 AND 6.

DESCRIBE TYPE OF VEHICLE YOU WERE IN AND TYPE OF ROAD, TERRAIN OR BODY OF WATER YOU TRAVERSED DURING THE SIGHTING. STATE WHETHER WINDOWS OR CONVERTIBLE TOP WERE UP OR DOWN.

HOW MUCH OTHER TRAFFIC WAS THERE?

DID YOU NOTICE ANY AIRPLANES? ☑ YES ☐ NO. IF "YES," DESCRIBE WHEN THEY WERE IN SIGHT RELATIVE TO THE TIME OF SIGHTING THE PHENOMENON AND WHERE THEY WERE IN THE SKY RELATIVE TO THE POSITION OF THE PHENOMENON.

10:15 P.M IN THE EAST
(SOUNDED LIKE JET PLANE)
AT HIGH ALTITUDE

9. HOW LONG WAS THE PHENOMENON IN SIGHT?

LENGTH OF TIME 33 minutes

✓	CERTAIN OF TIME		NOT VERY SURE
	FAIRLY CERTAIN		JUST A GUESS

HOW WAS TIME DETERMINED?

I looked at my watch at first sighting + disappearance

WAS THE PHENOMENON IN SIGHT CONTINUOUSLY? ☐ YES ☑ NO. IF "NO" INDICATE WHETHER THIS IS DUE TO YOUR MOVEMENT OR THE BEHAVIOR OF THE PHENOMENON, AND DESCRIBE SUCH MOVEMENT OR BEHAVIOR. INDICATE DISAPPEARANCES ON PREVIOUS SKETCHES.

I moved from nea[redacted] to roof of Alumni Hall. The UFO was out of sight for about 4-5 minutes.

10. IF THERE WERE MORE THAN ONE PHENOMENON, HOW MANY WERE THERE? DRAW A PICTURE TO SHOW HOW THEY WERE ARRANGED. DID THIS ARRANGEMENT CHANGE DURING THE SIGHTING?

11. CONDITIONS *(Check appropriate blocks.)*

A. SKY		B. WEATHER			
	DAY		CUMULUS CLOUDS *(Low fluffy)*		FOG OR MIST
	TWILIGHT		CIRRUS CLOUDS *(High fleecy or Herring-bone)*		HEAVY RAIN
✓	NIGHT				LIGHT RAIN OR DRIZZLE
✓	CLEAR		NIMBUS CLOUDS *(Rain)*		HAIL
	PARTLY CLOUDY		CUMULONIMBUS CLOUDS *(Thunderstorms)*		SNOW OR SLEET
	COMPLETELY OVERCAST				UNKNOWN
			HAZE OR SMOG	✓	NONE OF THE ABOVE

C. IF THE SIGHTING WAS AT TWILIGHT OR NIGHT, WHAT DID YOU NOTICE ABOUT THE STARS AND MOON?

(1) STARS		(2) MOON			
	NONE		BRIGHT MOONLIGHT	✓	NO MOONLIGHT
✓	A FEW		MOON WITH HALO		UNKNOWN
	MANY		MOON HIDDEN BY CLOUDS		
	UNKNOWN		PARTIAL *(New or quarter)*		

D. IF SIGHTING WAS IN DAYLIGHT, WAS THE SUN VISIBLE? ☐ YES ☐ NO. IF "YES," WHERE WAS THE SUN AS YOU FACED THE PHENOMENON?

	IN FRONT OF YOU		TO YOUR RIGHT		OVERHEAD *(Near noon)*
	IN BACK OF YOU		TO YOUR LEFT		UNKNOWN

E. SPECIFY THE MAJOR SOURCE OF ILLUMINATION PRESENT DURING THE SIGHTING, SUCH AS THE SUN, HEADLIGHTS OR STREET LAMP, ETC. FOR TERRESTRIAL ILLUMINATION, SPECIFY DISTANCE TO LIGHT SOURCE.

CITY OF DAYTON - SEVERAL BLOCKS (3) ~~EAST~~ WEST

12. GIVE A BRIEF DESCRIPTION OF THE PHENOMENON, INDICATING WHETHER IT APPEARED DARK OR LIGHT, WHETHER IT REFLECTED LIGHT OR WAS SELF-LUMINOUS AND WHAT COLORS YOU NOTICED. DESCRIBE YOUR IMPRESSION OF WHETHER IT WAS SOLID OR TRANSPARENT, WHETHER EDGES WERE SHARP OR FUZZY. DESCRIBE THE SHAPE OR INDICATE IF IT APPEARED AS A POINT OF LIGHT. INDICATE COMPARISONS WITH OTHER OBSERVED OBJECTS, LIKE STARS, A LIGHT OR OTHER OBJECT IN YOUR FIELD OF VIEW.

I saw what looked like squares of light (white) moving toward the left in a circle.



I could see little of the shape of the UFO because of poor lighting. From where I stood it was larger than the trees on the horizon.

13. DID THE PHENOMENON	YES	NO	UNKNOWN
MOVE IN A STRAIGHT LINE?	✓		
STAND STILL AT ANYTIME?	✓		
SUDDENLY SPEED UP AND RUN AWAY?		✓	
BREAK UP IN PARTS AND EXPLODE?		✓	
CHANGE COLOR?		✓	
GIVE OFF SMOKE?		✓	
CHANGE BRIGHTNESS?	✓		
CHANGE SHAPE?			✓
FLASH OR FLICKER?		✓	
DISAPPEAR AND REAPPEAR?	✓		
SPIN LIKE A TOP?			✓
MAKE A NOISE?		✓	
FLUTTER OR WOBBLE?			✓

14. WHAT DREW YOUR ATTENTION TO THE PHENOMENON?

I just happened to look at the sky and the UFO made me curious.

A. HOW DID IT FINALLY DISAPPEAR?

The UFO disappeared over the horizon due South of Alumni Hall.

B. DID THE PHENOMENON MOVE BEHIND OR IN FRONT OF SOMETHING, LIKE A CLOUD, TREE, OR BUILDING AT ANY TIME?
☐ YES ☑ NO. IF "YES," DESCRIBE.

15. DRAW A PICTURE THAT WILL SHOW THE SHAPE OF THE PHENOMENON. INCLUDE AND LABEL ANY DETAILS THAT MIGHT HAVE APPEARED AS WINGS OR PROTRUSIONS, AND INDICATE EXHAUST OR VAPOR TRAILS. INDICATE BY AN ARROW THE DIRECTION THE PHENOMENON WAS MOVING.



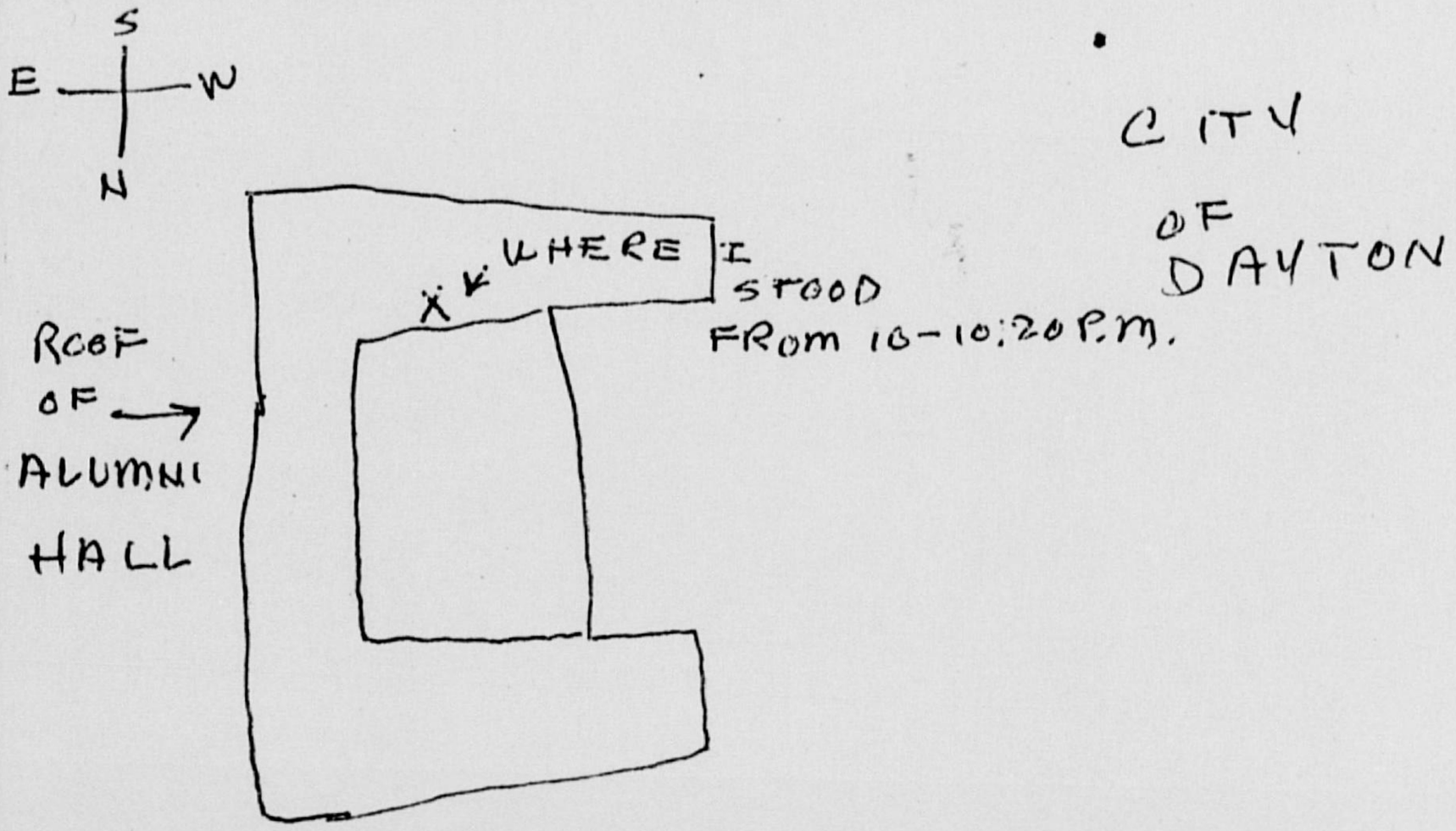

16. WHAT WAS THE ANGULAR SIZE? HOLD A MATCH AT ARM'S LENGTH IN FRONT OF A KNOWN OBJECT, SUCH AS A STREET LAMP OR THE MOON. NOTE HOW MUCH OF THE OBJECT IS COVERED BY THE HEAD OF THE MATCH. NOW IF YOU HAD BEEN ABLE TO PERFORM THIS EXPERIMENT AT THE TIME OF THE SIGHTING, ESTIMATE WHAT FRACTION OF THE PHENOMENON WOULD HAVE BEEN COVERED BY THE MATCH HEAD.

ABOUT HALF OF THE UFO WOULD HAVE BEEN COVERED

17. DID YOU OBSERVE THE PHENOMENON THROUGH ANY OF THE FOLLOWING? INCLUDE INFORMATION ON MODEL, TYPE, FILTER, LENS PRESCRIPTION OR OTHER APPLICABLE DATA.

✓	EYEGLASSES		CAMERA VIEWER
	SUNGLASSES		BINOCULARS
	WINDSHIELD		TELESCOPE
	SIDE WINDOW OF VEHICLE		THEODOLITE
	WINDOWPANE		OTHER

A. DO YOU ORDINARILY WEAR GLASSES? ☑ YES ☐ NO

B. DO YOU USE READING GLASSES? ☐ YES ☐ NO

18. WHAT WAS YOUR IMPRESSION OF THE SPEED OF THE PHENOMENON? GIVE ESTIMATE OF SPEED 300 mph.

19. WHAT WAS YOUR IMPRESSION OF THE DISTANCE OF THE PHENOMENON? GIVE ESTIMATE OF DISTANCE 1-2 miles

20. IN ORDER THAT WE MAY OBTAIN AS CLEAR A PICTURE AS POSSIBLE OF WHAT YOU SAW, DESCRIBE IN YOUR OWN WORDS A COMMON OBJECT OR OBJECTS WHICH, WHEN PLACED IN THE SKY, SIMILAR TO WHERE YOU NOTED THE PHENOMENON, WOULD BEAR SOME RESEMBLANCE TO WHAT YOU SAW. DESCRIBE SIMILARITIES AND DIFFERENCES BETWEEN THE COMMON OBJECT AND WHAT YOU SAW.

The UFO reminded me of a fixture that is used for news on a NYC Building (the news is printed out and lights with goes around building near the roof) - instead of words the the UFO had just squares of light

21. DID YOU NOTICE ANY ODOR, NOISE, OR HEAT EMANATING FROM THE PHENOMENON OR ANY EFFECT ON YOURSELF, ANIMALS OR MACHINERY IN THE VICINITY? ☐ YES ☑ NO. IF "YES," DESCRIBE.

A. DID THE PHENOMENON DISTURB THE GROUND OR LEAVE ANY PHYSICAL EVIDENCE. ☐ YES ☑ NO. IF "YES," DESCRIBE.

22. HAVE YOU EVER SEEN THIS OR A SIMILAR PHENOMENON BEFORE? [✓] YES [ ] NO. IF "YES," GIVE DATE AND LOCATION.

July, 1964 — U. of Dayton Chester

23. WAS ANYONE WITH YOU AT THE TIME YOU SAW THE PHENOMENON? [✓] YES [ ] NO. IF "YES," DID THEY SEE IT TOO? [✓] YES [ ] NO.

A. LIST THEIR NAMES AND ADDRESSES

BRO. R[redacted] (same address)

24. GIVE THE FOLLOWING INFORMATION ABOUT YOURSELF

LAST NAME, FIRST NAME, MIDDLE INITIAL [redacted]

ADDRESS (Street, City, State and Zip Code)

UNIVERSITY OF DAYTON, DAYTON, OHIO, 45409

TELEPHONE (Area code and number) [redacted]

AGE 24

[✓] MALE [ ] FEMALE

INDICATE ADDITIONAL INFORMATION INCLUDING OCCUPATION AND ANY EXPERIENCE WHICH MAY BE PERTINENT.

I am a Senior at the U of Dayton. During the academic year 9/67 – 5/68 I was Librarian at a high school in Chester, Pa. I have read many books on planes as well as on UFO's.

25. WHEN AND TO WHOM DID YOU REPORT THAT YOU HAD SIGHTED THIS PHENOMENON?

NAME HECTOR QUINTANILLA, JR. DAY 28 MONTH JUNE YEAR 1968

26. DATE YOU COMPLETED THIS QUESTIONNAIRE.

DAY 6 MONTH JULY YEAR 1968

27. INFORMATION WHICH YOU FEEL IS PERTINENT BUT WHICH IS NOT ADEQUATELY COVERED IN THIS QUESTIONNAIRE, ALTERNATIVELY PROVIDE A NARRATIVE EXPLANATION OF THE SIGHTING.

I was on the roof of Alumni Hall most of the time and diagrams don't fit when I saw the UFO. I could better describe what the UFO did to one of your personnel if possible.

At 9:47 P.M. I first spotted the UFO between Founder's Hall and Alumni Hall moving S. to the horizon; disappeared at 9:55 P.M. a man said she saw the objat and didn't know what it was, went to roof of Alumni Hall; UFO had reappeared and watched till 10:20 P.M.; UFO moved along or near horizon in a W direction; at 10:10 P.M the UFO moved N towards Dayton making a circular course in sky; at 10:20 UFO disappeared over S horizon.

No sound heard from UFO at any time.

28 JUNE 1968

~~X~~ UFO

1. [redacted]

[redacted] Band of lights

Univ of Dayton - Couldn't get shape.

not helicopter or airplane

[redacted] Age 12. - 3 or 4 lights

Lane

[redacted] Age 18

Ave Shallow truncated cone

30 JUNE

[redacted] Name & address unknown. No such street

Age 11 Name not listed for

Dayton, Kettering area

Age WAS LIT - Split-flow

KETTERING reformed

called back at 11:15 PM ME saw two OR 3 steady lights [redacted] DRIVE WEST CARROLLTON, OHIO

OBSERVED AT 9:48 PM - Body with lights on 3 sides - moved from S.W to NE. - tilted in altitude similar to airplane banking. - NAKED EYE OBSERVATION - CALLED AT 9:55 PM.

GENTLEMAN IN MIAMISBURG CALLED AT 9:50 PM - SAW LIGHTS IN SKY - COULD ~~HEAR~~ NO ENGINE - DID NOT WISH TO LEAVE NAME

DEPARTMENT OF THE AIR FORCE
HEADQUARTERS FOREIGN TECHNOLOGY DIVISION (AFSC)
WRIGHT-PATTERSON AIR FORCE BASE, OHIO 45433

REPLY TO ATTN OF: TDPT (UFO)

JUL 3 1968

SUBJECT: UFO Observation, 29 June 1968

TO: [redacted]
[redacted] Road
Kettering, Ohio 45440

Reference your recent unidentified flying object sighting which you reported to the Air Force. The information which we have received is not sufficient for a scientific investigation. Request you complete the attached AF Form 117 and return it in the self-addressed envelope. Thank you for reporting your observation to the Air Force.

HECTOR QUINTANILLA, Jr, Lt Colonel, USAF
Chief, Aerial Phenomena Office
Aerospace Technologies Division
Production Directorate

1 Atch
AF Form 117 w/envelope

DEPARTMENT OF THE AIR FORCE
HEADQUARTERS FOREIGN TECHNOLOGY DIVISION (AFSC)
WRIGHT-PATTERSON AIR FORCE BASE, OHIO 45433

JUL 3 1968

REPLY TO ATTN OF: TDPT (UFO)

SUBJECT: UFO Observation, 29 June 1968

TO: [redacted] Road
Kettering, Ohio 45440

Reference your recent unidentified flying object sighting which you reported to the Air Force. The information which we have received is not sufficient for a scientific investigation. Request you complete the attached AF Form 117 and return it in the self-addressed envelope. Thank you for reporting your observation to the Air Force.

HECTOR QUINTANILLA, Jr, Lt Colonel, USAF
Chief, Aerial Phenomena Office
Aerospace Technologies Division
Production Directorate

1 Atch
AF Form 117 w/envelope

DEPARTMENT OF THE AIR FORCE
HEADQUARTERS FOREIGN TECHNOLOGY DIVISION (AFSC)
WRIGHT-PATTERSON AIR FORCE BASE, OHIO 45433

REPLY TO ATTN OF: TDPT (UFO)

JUL 3 1968

SUBJECT: UFO Observation, 29 June 1968

TO: [redacted]
Kettering, Ohio 45440

Reference your recent unidentified flying object sighting which you reported to the Air Force. The information which we have received is not sufficient for a scientific investigation. Request you complete the attached AF Form 117 and return it in the self-addressed envelope. Thank you for reporting your observation to the Air Force.

HECTOR QUINTANILLA, Jr, Lt Colonel, USAF
Chief, Aerial Phenomena Office
Aerospace Technologies Division
Production Directorate

1 Atch
AF Form 117 w/envelope

29 June, 68

DEPARTMENT OF THE AIR FORCE
HEADQUARTERS FOREIGN TECHNOLOGY DIVISION (AFSC)
WRIGHT-PATTERSON AIR FORCE BASE, OHIO 45433

REPLY TO ATTN OF: TDPT (UFO)

JUL 3 1968

SUBJECT: UFO Observation, 29 June 1968

TO: Mr. [redacted]
Kettering, Ohio 45440

Reference your recent unidentified flying object sighting which you reported to the Air Force. The information which we have received is not sufficient for a scientific investigation. Request you complete the attached AF Form 117 and return it in the self-addressed envelope. Thank you for reporting your observation to the Air Force.

HECTOR QUINTANILLA, Jr, Lt Colonel, USAF
Chief, Aerial Phenomena Office
Aerospace Technologies Division
Production Directorate

1 Atch
AF Form 117 w/envelope

Daily 0/0 Kyle

AFR 80-17(C1)

SIGHTING OF UNIDENTIFIED PHENOMENA QUESTIONNAIRE

BUDGET BUREAU APPROVAL NUMBER 21-R250

THIS QUESTIONNAIRE HAS BEEN PREPARED SO THAT YOU CAN GIVE THE U.S. AIR FORCE AS MUCH INFORMATION AS POSSIBLE CONCERNING THE UNIDENTIFIED PHENOMENON THAT YOU HAVE OBSERVED. PLEASE TRY TO ANSWER ALL OF THE QUESTIONS. THE INFORMATION YOU GIVE WILL BE USED FOR RESEARCH PURPOSES. YOUR NAME WILL NOT BE USED IN CONNECTION WITH ANY OF YOUR STATEMENTS OR CONCLUSIONS WITHOUT YOUR PERMISSION. RETURN TO AIR FORCE BASE INVESTIGATOR FOR FORWARDING TO FTD (TDETR), WRIGHT-PATTERSON AFB, OHIO 45433, IAW AFR 80-17. *(IF ADDITIONAL SHEETS ARE NEEDED FOR NARRATIVE OR SKETCHES ATTACH SECURELY TO THIS FORM OR ANNOTATE WITH YOUR NAME FOR IDENTIFICATION.)*

1. WHEN DID YOU SEE THE PHENOMENON?
DAY 29 MONTH June YEAR 68

2. WHAT TIME DID YOU FIRST SIGHT THE PHENOMENON?
HOUR ~~2200~~ 9 MINUTES 45 ☐ A.M. ☑ ~~P.M.~~

3. WHAT TIME DID YOU LAST SIGHT THE PHENOMENON?
HOUR _____ MINUTES _____ ☐ A.M. ☐ P.M.

4. TIME/ZONE ☐ DAYLIGHT SAVINGS ☐ STANDARD
☐ EASTERN ☐ CENTRAL ☐ MOUNTAIN ☐ PACIFIC ☐ OTHER

5. WHERE WERE YOU WHEN YOU SAW THE PHENOMENON? IF IN CITY, GIVE THE NEAREST STREET ADDRESS AND INDICATE ON A HAND DRAWN MAP WHERE YOU WERE STANDING WITH REFERENCE TO THE ADDRESS. IF IN THE COUNTRY, IDENTIFY THE HIGHWAY YOU WERE ON OR NEAR AND TRY TO FIX A DISTANCE AND DIRECTION FROM SOME RECOGNIZABLE LANDMARK.

[redacted] and [redacted]

E to W

6. IMAGINE YOU ARE AT THE POINT SHOWN IN THE SKETCH, PLACE AN "A" ON THE CURVED LINE TO SHOW HOW HIGH THE PHENOMENON WAS ABOVE THE HORIZON, OR SKYLINE. WHEN FIRST SEEN. PLACE A "B" ON THE SAME CURVED LINE TO SHOW HOW HIGH ABOVE THE HORIZON THE PHENOMENON WAS WHEN LAST SEEN.

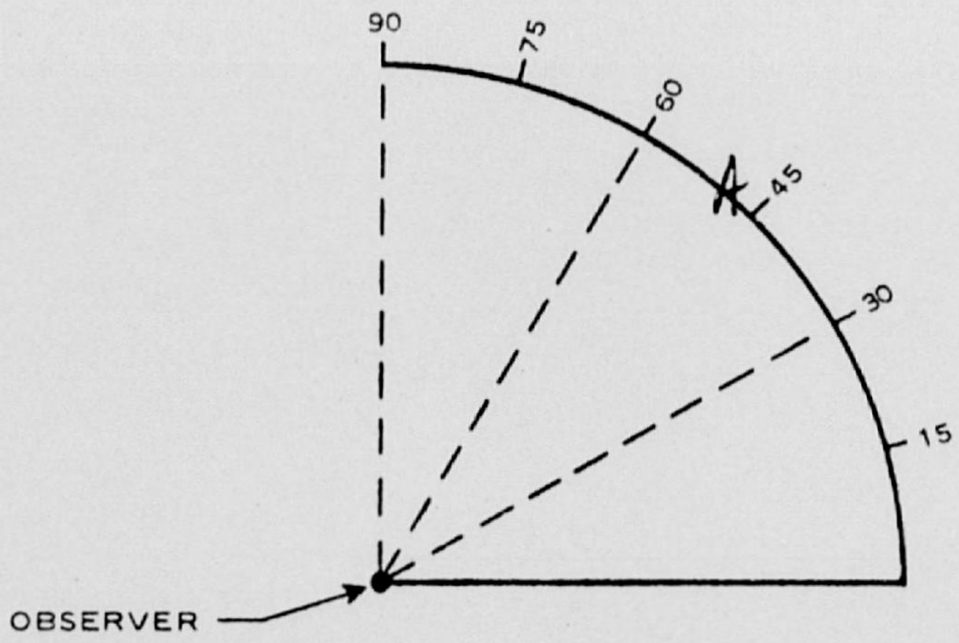

AF FORM AUG 67 117

6A. NOW IMAGINE YOU ARE AT THE CENTER OF THE COMPASS ROSE. PLACE AN "A" ON THE COMPASS TO INDICATE THE DIRECTION TO THE PHENOMENON WHEN FIRST SEEN. PLACE A "B" ON THE COMPASS TO INDICATE THE DIRECTION TO THE PHENOMENON WHEN LAST SEEN.

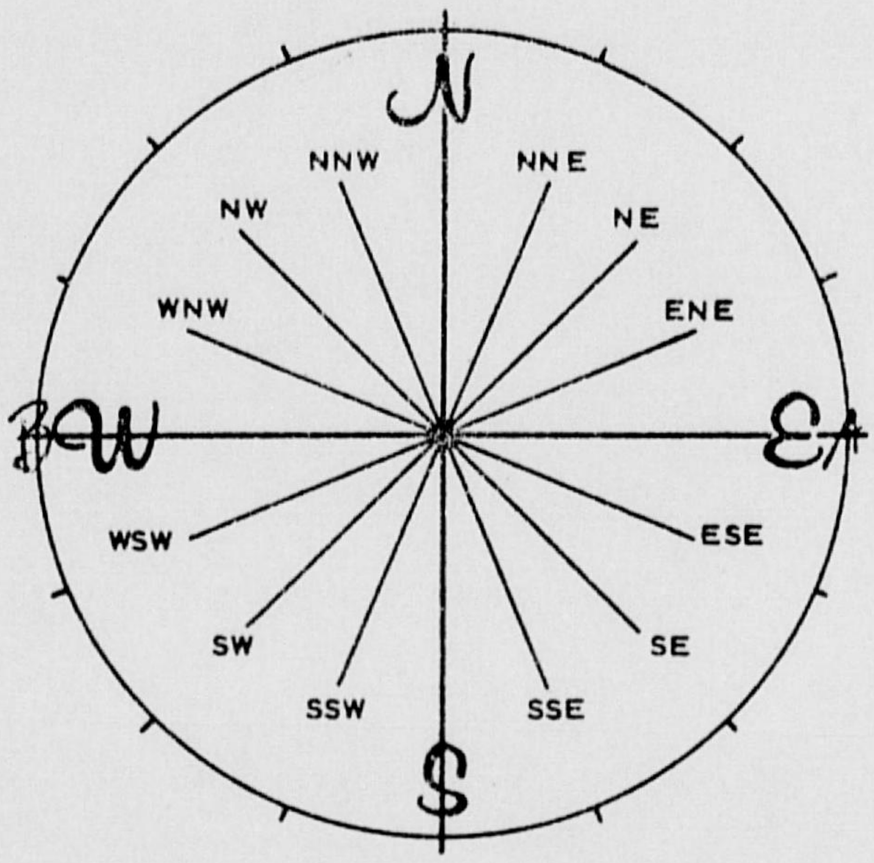

7. IN THE SKETCH BELOW, PLACE AN "A" AT THE POSITION OF THE PHENOMENON WHEN FIRST SEEN, AND A "B" AT THE POSITION OF THE PHENOMENON WHEN LAST SEEN. CONNECT THE "A" AND "B" WITH A LINE TO APPROXIMATE THE MOVEMENT OF THE PHENOMENON BETWEEN "A" AND "B". THAT IS, SCHEMATICALLY SHOW WHETHER THE MOVEMENT APPEARED TO BE STRAIGHT, CURVED OR ZIG-ZAG. REFER TO SMALLER SKETCH AS AN EXAMPLE OF HOW TO COMPLETE THE LARGER SKETCH.

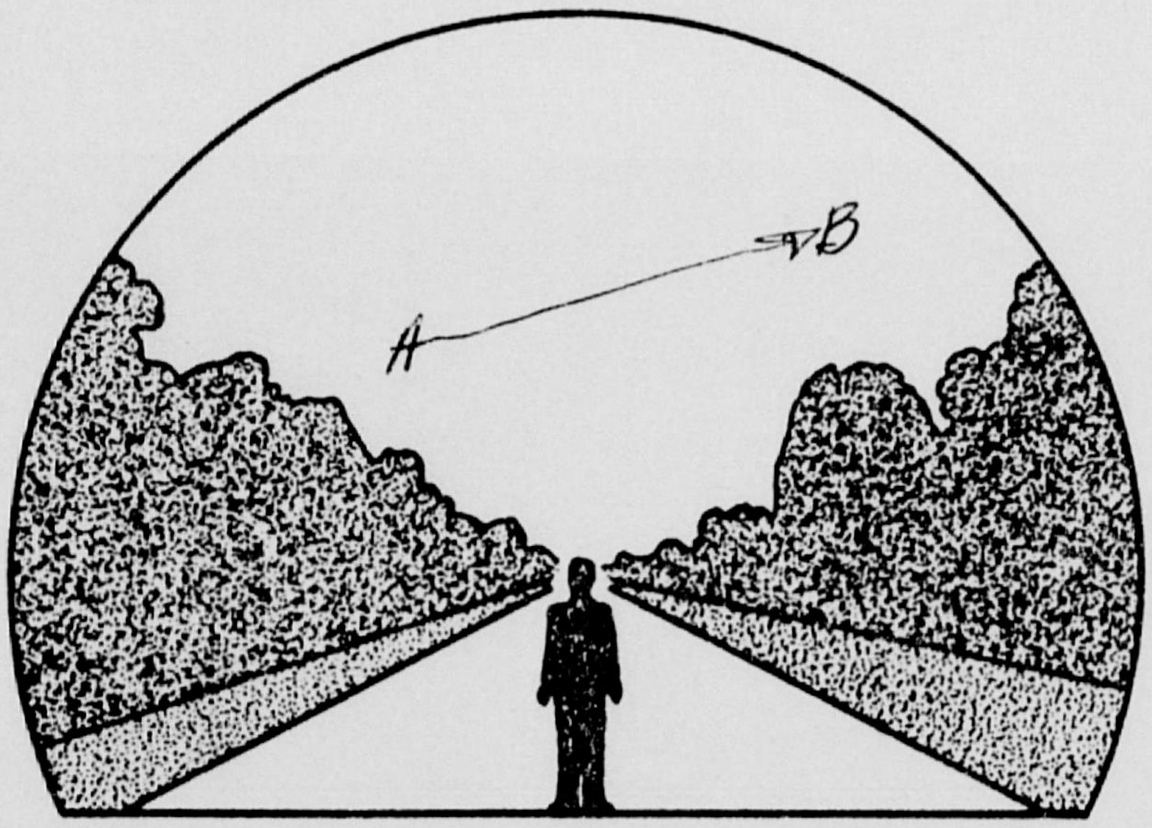

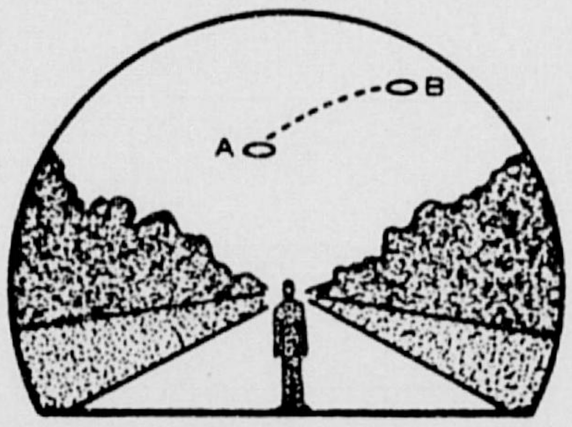

8. WHERE WERE YOU WHEN YOU SAW THE PHENOMENON? *(Check appropriate blocks.)*

✓	OUTDOORS		IN BUSINESS SECTION OF CITY
	IN BUILDING	✓	IN RESIDENTIAL SECTION OF CITY
✓	IN CAR ☒ AS DRIVER ☐ AS PASSENGER		IN OPEN COUNTRYSIDE
	IN BOAT		NEAR AIRFIELD
	IN AIRPLANE ☐ AS PILOT ☐ AS PASSENGER	✓	FLYING OVER CITY
	OTHER		FLYING OVER OPEN COUNTRY
			OTHER

A. IF YOU WERE IN A VEHICLE, COMPLETE THE FOLLOWING:

WHAT DIRECTION WERE YOU MOVING?

	NORTH		EAST
	SOUTH	✓	WEST
	NORTHEAST		SOUTHEAST
	NORTHWEST		SOUTHWEST

HOW FAST WERE YOU MOVING?

5 MPH

DID YOU STOP ANYTIME WHILE OBSERVING THE PHENOMENON?

☒ YES ☐ NO

EXPLAIN WHETHER SUCH MOVEMENT AFFECTS YOUR SKETCHES IN ITEMS 5 AND 6.

DESCRIBE TYPE OF VEHICLE YOU WERE IN AND TYPE OF ROAD, TERRAIN OR BODY OF WATER YOU TRAVERSED DURING THE SIGHTING. STATE WHETHER WINDOWS OR CONVERTIBLE TOP WERE UP OR DOWN.

[redacted] CITY STREET

WINDOWS DOWN

HOW MUCH OTHER TRAFFIC WAS THERE?

Medium

DID YOU NOTICE ANY AIRPLANES? ☐ YES ☒ NO. IF "YES," DESCRIBE WHEN THEY WERE IN SIGHT RELATIVE TO THE TIME OF SIGHTING THE PHENOMENON AND WHERE THEY WERE IN THE SKY RELATIVE TO THE POSITION OF THE PHENOMENON.

9. HOW LONG WAS THE PHENOMENON IN SIGHT?

LENGTH OF TIME 15 minutes

✓	CERTAIN OF TIME		NOT VERY SURE
	FAIRLY CERTAIN		JUST A GUESS

HOW WAS TIME DETERMINED?

WAS THE PHENOMENON IN SIGHT CONTINUOUSLY? ☒ YES ☐ NO. IF "NO," INDICATE WHETHER THIS IS DUE TO YOUR MOVEMENT OR THE BEHAVIOR OF THE PHENOMENON, AND DESCRIBE SUCH MOVEMENT OR BEHAVIOR. INDICATE DISAPPEARANCES ON PREVIOUS SKETCHES.

10. IF THERE WERE MORE THAN ONE PHENOMENON, HOW MANY WERE THERE? DRAW A PICTURE TO SHOW HOW THEY WERE ARRANGED. DID THIS ARRANGEMENT CHANGE DURING THE SIGHTING?

11. CONDITIONS *(Check appropriate blocks.)*

A. SKY		B. WEATHER			
	DAY		CUMULUS CLOUDS *(Low fluffy)*		FOG OR MIST
	TWILIGHT		CIRRUS CLOUDS *(High fleecy or Herring-bone)*		HEAVY RAIN
✓	NIGHT	✓			LIGHT RAIN OR DRIZZLE
	CLEAR		NIMBUS CLOUDS *(Rain)*		HAIL
✓	PARTLY CLOUDY		CUMULONIMBUS CLOUDS *(Thunderstorms)*		SNOW OR SLEET
	COMPLETELY OVERCAST				UNKNOWN
			HAZE OR SMOG	✓	NONE OF THE ABOVE

C. IF THE SIGHTING WAS AT TWILIGHT OR NIGHT, WHAT DID YOU NOTICE ABOUT THE STARS AND MOON? stars & quarter moon

(1) STARS		(2) MOON		
	NONE	✓	BRIGHT MOONLIGHT	NO MOONLIGHT
✓	A FEW		MOON WITH HALO	UNKNOWN
	MANY		MOON HIDDEN BY CLOUDS	
	UNKNOWN		PARTIAL *(New or quarter)*	

D. IF SIGHTING WAS IN DAYLIGHT, WAS THE SUN VISIBLE? ☐ YES ☐ NO. IF "YES," WHERE WAS THE SUN AS YOU FACED THE PHENOMENON?

	IN FRONT OF YOU		TO YOUR RIGHT		OVERHEAD *(Near noon)*
	IN BACK OF YOU		TO YOUR LEFT		UNKNOWN

E. SPECIFY THE MAJOR SOURCE OF ILLUMINATION PRESENT DURING THE SIGHTING, SUCH AS THE SUN, HEADLIGHTS OR STREET LAMP, ETC. FOR TERRESTRIAL ILLUMINATION, SPECIFY DISTANCE TO LIGHT SOURCE.

Terrestrial parking lot lights

12. GIVE A BRIEF DESCRIPTION OF THE PHENOMENON, INDICATING WHETHER IT APPEARED DARK OR LIGHT, WHETHER IT REFLECTED LIGHT OR WAS SELF-LUMINOUS AND WHAT COLORS YOU NOTICED. DESCRIBE YOUR IMPRESSION OF WHETHER IT WAS SOLID OR TRANSPARENT, WHETHER EDGES WERE SHARP OR FUZZY. DESCRIBE THE SHAPE OR INDICATE IF IT APPEARED AS A POINT OF LIGHT. INDICATE COMPARISONS WITH OTHER OBSERVED OBJECTS, LIKE STARS, A LIGHT OR OTHER OBJECT IN YOUR FIELD OF VIEW.

clear light
solid
sharp edges



13. DID THE PHENOMENON	YES	NO	UNKNOWN
MOVE IN A STRAIGHT LINE?	✓		
STAND STILL AT ANYTIME?		✓	
SUDDENLY SPEED UP AND RUN AWAY?	✓		
BREAK UP IN PARTS AND EXPLODE?		✓	
CHANGE COLOR?		✓	
GIVE OFF SMOKE?		✓	
CHANGE BRIGHTNESS?		✓	
CHANGE SHAPE?		✓	
FLASH OR FLICKER?		✓	
DISAPPEAR AND REAPPEAR?		✓	
SPIN LIKE A TOP?	✓		
MAKE A NOISE?		✓	
FLUTTER OR WOBBLE?		✓	

14. WHAT DREW YOUR ATTENTION TO THE PHENOMENON?

Happen to look up and noticed light to around object.

A. HOW DID IT FINALLY DISAPPEAR?

Too far away to see.

B. DID THE PHENOMENON MOVE BEHIND OR IN FRONT OF SOMETHING, LIKE A CLOUD, TREE, OR BUILDING AT ANY TIME?
☑ YES ☐ NO. IF "YES," DESCRIBE.

Moved behind clouds but could see it anyway.

15. DRAW A PICTURE THAT WILL SHOW THE SHAPE OF THE PHENOMENON. INCLUDE AND LABEL ANY DETAILS THAT MIGHT HAVE APPEARED AS WINGS OR PROTRUSIONS, AND INDICATE EXHAUST OR VAPOR TRAILS. INDICATE BY AN ARROW THE DIRECTION THE PHENOMENON WAS MOVING.

dark gray



no lights
yellowish

16. WHAT WAS THE ANGULAR SIZE? HOLD A MATCH AT ARM'S LENGTH IN FRONT OF A KNOWN OBJECT, SUCH AS A STREET LAMP OR THE MOON. NOTE HOW MUCH OF THE OBJECT IS COVERED BY THE HEAD OF THE MATCH. NOW IF YOU HAD BEEN ABLE TO PERFORM THIS EXPERIMENT AT THE TIME OF THE SIGHTING, ESTIMATE WHAT FRACTION OF THE PHENOMENON WOULD HAVE BEEN COVERED BY THE MATCH HEAD.

match head would have covered up about a sixth

17. DID YOU OBSERVE THE PHENOMENON THROUGH ANY OF THE FOLLOWING? INCLUDE INFORMATION ON MODEL, TYPE, FILTER, LENS PRESCRIPTION OR OTHER APPLICABLE DATA.

	EYEGLASSES		CAMERA VIEWER
	SUNGLASSES		BINOCULARS
✓	WINDSHIELD		TELESCOPE
	SIDE WINDOW OF VEHICLE		THEODOLITE
	WINDOWPANE		OTHER

A. DO YOU ORDINARILY WEAR GLASSES? ☐ YES ☑ ~~NO~~

B. DO YOU USE READING GLASSES? ☐ YES ☐ ~~NO~~

18. WHAT WAS YOUR IMPRESSION OF THE SPEED OF THE PHENOMENON? GIVE ESTIMATE OF SPEED 100-150MPH

19. WHAT WAS YOUR IMPRESSION OF THE DISTANCE OF THE PHENOMENON? GIVE ESTIMATE OF DISTANCE 1/4 mile

20. IN ORDER THAT WE MAY OBTAIN AS CLEAR A PICTURE AS POSSIBLE OF WHAT YOU SAW, DESCRIBE IN YOUR OWN WORDS A COMMON OBJECT OR OBJECTS WHICH, WHEN PLACED IN THE SKY, SIMILAR TO WHERE YOU NOTED THE PHENOMENON, WOULD BEAR SOME RESEMBLANCE TO WHAT YOU SAW. DESCRIBE SIMILARITIES AND DIFFERENCES BETWEEN THE COMMON OBJECT AND WHAT YOU SAW.

saucer or plate
close except for bumps on top
& bottom

21. DID YOU NOTICE ANY ODOR, NOISE, OR HEAT EMANATING FROM THE PHENOMENON OR ANY EFFECT ON YOURSELF, ANIMALS OR MACHINERY IN THE VICINITY? ☐ YES ☑ ~~NO~~. IF "YES," DESCRIBE.

A. DID THE PHENOMENON DISTURB THE GROUND OR LEAVE ANY PHYSICAL EVIDENCE. ☐ YES ☑ ~~NO~~. IF "YES," DESCRIBE.

22. HAVE YOU EVER SEEN THIS OR A SIMILAR PHENOMENON BEFORE? ☐ YES ☒ NO. IF "YES," GIVE DATE AND LOCATION.

23. WAS ANYONE WITH YOU AT THE TIME YOU SAW THE PHENOMENON? ☒ YES ☐ NO. IF "YES," DID THEY SEE IT TOO? ☒ YES ☐ NO.

A. LIST THEIR N[redacted]S AND ADDRESSES

[redacted] Marshall Rd, Kettering
Mary Brook Dr, "

24. GIVE THE FOLLOWING INFORMATION ABOUT YOURSELF

LAST NAME, FI[redacted]E, MIDDLE NAME

ADDRES[redacted] DR. KETTERING 45440

TELEPHO[redacted] code and number	AGE 019		☐ MALE		☐ FEMALE

INDICATE [redacted] INFORMATION INCLUDING OCCUPATION AND ANY EXPERIENCE WHICH MAY BE PERTINENT.

25. WHEN AND TO WHOM DID YOU REPORT THAT YOU HAD SIGHTED THIS PHENOMENON?

NAME _____ DAY _____ MONTH _____ YEAR _____

26. DATE YOU COMPLETED THIS QUESTIONNAIRE.

DAY _____ MONTH _____ YEAR _____

DEPARTMENT OF THE AIR FORCE
HEADQUARTERS FOREIGN TECHNOLOGY DIVISION (AFSC)
WRIGHT-PATTERSON AIR FORCE BASE OHIO 45433

REPLY TO ATTN OF: TDPT (UFO)

JUL 3 1968

SUBJECT: UFO Observation, 30 June 1968

[redacted]
Dayton, Ohio 45439

Reference your recent unidentified flying object sighting which you reported to the Air Force. The information which we have received is not sufficient for a scientific investigation. Request you complete the attached AF Form 117 and return it in the self-addressed envelope. Thank you for reporting your observation to the Air Force.

HECTOR QUINTANILLA, Jr, Lt Colonel, USAF
Chief, Aerial Phenomena Office
Aerospace Technologies Division
Production Directorate

1 Atch
AF Form 117 w/envelope

DEPARTMENT OF THE AIR FORCE
HEADQUARTERS FOREIGN TECHNOLOGY DIVISION (AFSC)
WRIGHT-PATTERSON AIR FORCE BASE, OHIO 45433

REPLY TO ATTN OF: TDPT (UFO)

SUBJECT: UFO Observation, 30 June 1968

JUL 3 1968

TO: Mr [redacted]
West Carrollton, Ohio 45449

Reference your recent unidentified flying object sighting which you reported to the Air Force. The information which we have received is not sufficient for a scientific investigation. Request you complete the attached AF Form 117 and return it in the self-addressed envelope. Thank you for reporting your observation to the Air Force.

HECTOR QUINTANILLA, Jr, Lt Colonel, USAF
Chief, Aerial Phenomena Office
Aerospace Technologies Division
Production Directorate

1 Atch
AF Form 117 w/envelope

See 28 June O.D. sheet.

EO Jan 68

DEPARTMENT OF THE AIR FORCE
HEADQUARTERS FOREIGN TECHNOLOGY DIVISION (AFSC)
WRIGHT-PATTERSON AIR FORCE BASE, OHIO 45433

REPLY TO ATTN OF: TDPT (UFO)

JUL 3 1968

SUBJECT: UFO Observation, 30 June 1968

TO: [redacted]
Dayton, Ohio 45429

Reference your recent unidentified flying object sighting which you reported to the Air Force. The information which we have received is not sufficient for a scientific investigation. Request you complete the attached AF Form 117 and return it in the self-addressed envelope. Thank you for reporting your observation to the Air Force.

HECTOR QUINTANILLA, Jr, Lt Colonel, USAF
Chief, Aerial Phenomena Office
Aerospace Technologies Division
Production Directorate

1 Atch
AF Form 117 w/envelope

AFR 80-17(C1)

SIGHTING OF UNIDENTIFIED PHENOMENA QUESTIONNAIRE

BUDGET BUREAU APPROVAL NUMBER 21-R258

THIS QUESTIONNAIRE HAS BEEN PREPARED SO THAT YOU CAN GIVE THE U.S. AIR FORCE AS MUCH INFORMATION AS POSSIBLE CONCERNING THE UNIDENTIFIED PHENOMENON THAT YOU HAVE OBSERVED. PLEASE TRY TO ANSWER ALL OF THE QUESTIONS. THE INFORMATION YOU GIVE WILL BE USED FOR RESEARCH PURPOSES. YOUR NAME WILL NOT BE USED IN CONNECTION WITH ANY OF YOUR STATEMENTS OR CONCLUSIONS WITHOUT YOUR PERMISSION. RETURN TO AIR FORCE BASE INVESTIGATOR FOR FORWARDING TO FTD (TDETR), WRIGHT-PATTERSON AFB, OHIO 45433, IAW AFR 80-17. *(IF ADDITIONAL SHEETS ARE NEEDED FOR NARRATIVE OR SKETCHES ATTACH SECURELY TO THIS FORM OR ANNOTATE WITH YOUR NAME FOR IDENTIFICATION.)*

1. WHEN DID YOU SEE THE PHENOMENON? DAY 30 MONTH June YEAR 68

2. WHAT TIME DID YOU FIRST SIGHT THE PHENOMENON? HOUR 10 MINUTES 05 ☐ A.M. ☑ P.M.

3. WHAT TIME DID YOU LAST SIGHT THE PHENOMENON? HOUR 10 MINUTES 15 ☐ A.M. ☑ P.M.

4. TIME ZONE ☑ DAYLIGHT SAVINGS ☐ STANDARD
☑ EASTERN ☐ CENTRAL ☐ MOUNTAIN ☐ PACIFIC ☐ OTHER

5. WHERE WERE YOU WHEN YOU SAW THE PHENOMENON? IF IN CITY, GIVE THE NEAREST STREET ADDRESS AND INDICATE ON A HAND DRAWN MAP WHERE YOU WERE STANDING WITH REFERENCE TO THE ADDRESS. IF IN THE COUNTRY, IDENTIFY THE HIGHWAY YOU WERE ON OR NEAR AND TRY TO FIX A DISTANCE AND DIRECTION FROM SOME RECOGNIZABLE LANDMARK.

[redacted]

6. IMAGINE YOU ARE AT THE POINT SHOWN IN THE SKETCH, PLACE AN "A" ON THE CURVED LINE TO SHOW HOW HIGH THE PHENOMENON WAS ABOVE THE HORIZON, OR SKYLINE, WHEN FIRST SEEN. PLACE A "B" ON THE SAME CURVED LINE TO SHOW HOW HIGH ABOVE THE HORIZON THE PHENOMENON WAS WHEN LAST SEEN.

altitude = 5K' or more

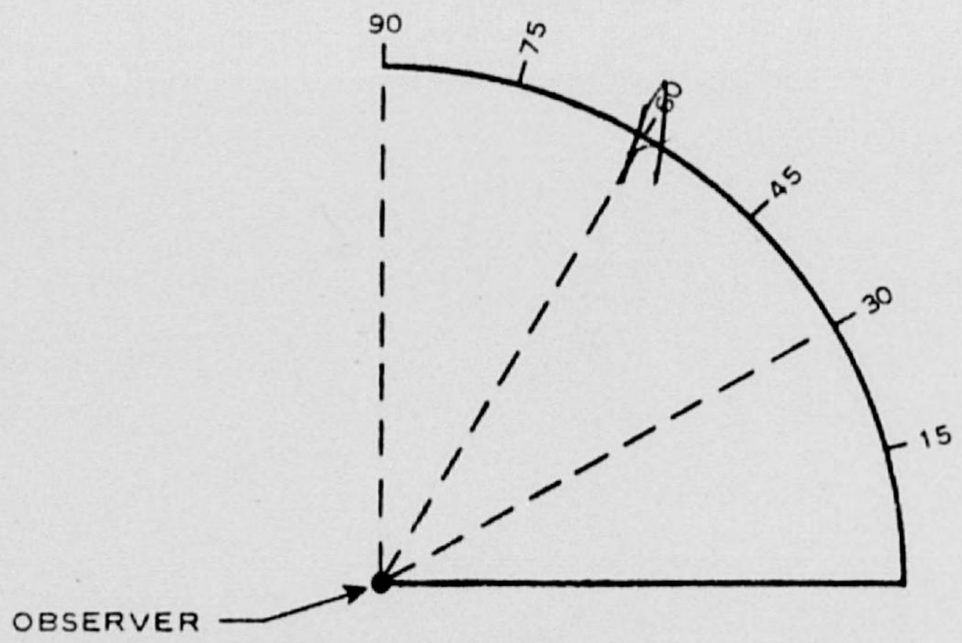

AF FORM AUG 67 117

6A. NOW IMAGINE YOU ARE AT THE CENTER OF THE COMPASS ROSE. PLACE AN "A" ON THE COMPASS TO INDICATE THE DIRECTION TO THE PHENOMENON WHEN FIRST SEEN. PLACE A "B" ON THE COMPASS TO INDICATE THE DIRECTION TO THE PHENOMENON WHEN LAST SEEN.

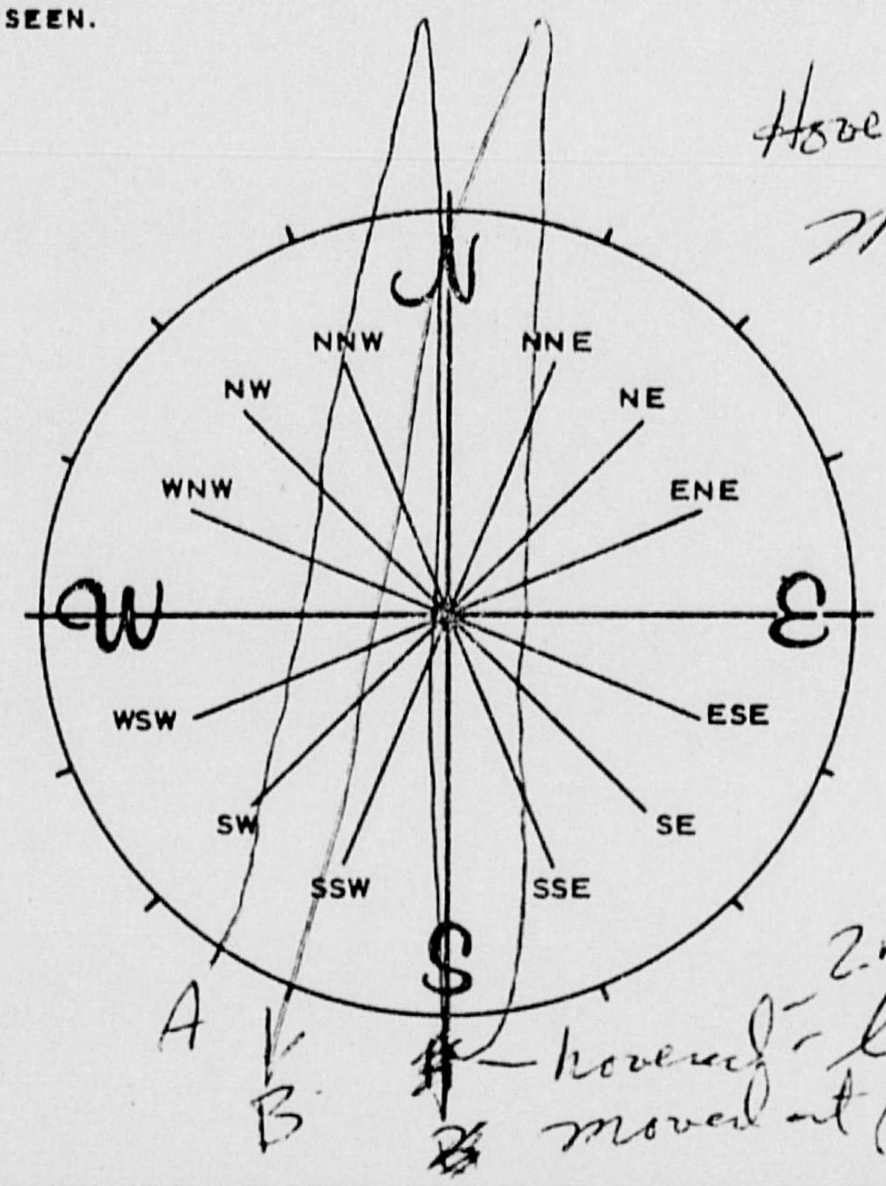

Hovered - 2 min
moved at first speed.

7. IN THE SKETCH BELOW, PLACE AN "A" AT THE POSITION OF THE PHENOMENON WHEN FIRST SEEN, AND A "B" AT THE POSITION OF THE PHENOMENON WHEN LAST SEEN. CONNECT THE "A" AND "B" WITH A LINE TO APPROXIMATE THE MOVEMENT OF THE PHENOMENON BETWEEN "A" AND "B". THAT IS, SCHEMATICALLY SHOW WHETHER THE MOVEMENT APPEARED TO BE STRAIGHT, CURVED OR ZIG-ZAG. REFER TO SMALLER SKETCH AS AN EXAMPLE OF HOW TO COMPLETE THE LARGER SKETCH.



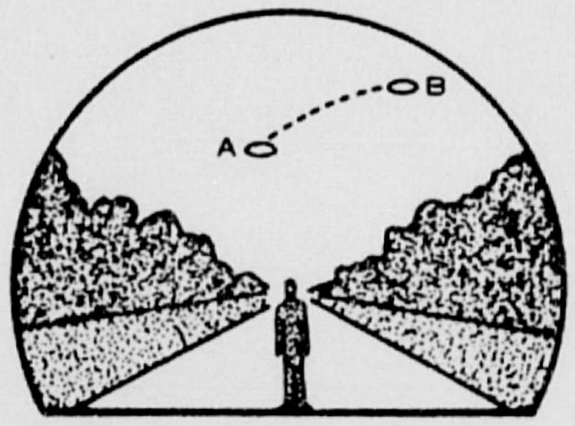

8. WHERE WERE YOU WHEN YOU SAW THE PHENOMENON? *(Check appropriate blocks.)*

✓	OUTDOORS		IN BUSINESS SECTION OF CITY
	IN BUILDING	✓	IN RESIDENTIAL SECTION OF CITY
	IN CAR ☐ AS DRIVER ☐ AS PASSENGER		IN OPEN COUNTRYSIDE
	IN BOAT		NEAR AIRFIELD
	IN AIRPLANE ☐ AS PILOT ☐ AS PASSENGER		FLYING OVER CITY
	OTHER		FLYING OVER OPEN COUNTRY
			OTHER

A. IF YOU WERE IN A VEHICLE, COMPLETE THE FOLLOWING:

WHAT DIRECTION WERE YOU MOVING?

	NORTH		EAST
	SOUTH		WEST
	NORTHEAST		SOUTHEAST
	NORTHWEST		SOUTHWEST

HOW FAST WERE YOU MOVING?

DID YOU STOP ANYTIME WHILE OBSERVING THE PHENOMENON? ☐ YES ☐ NO

EXPLAIN WHETHER SUCH MOVEMENT AFFECTS YOUR SKETCHES IN ITEMS 5 AND 6.

DESCRIBE TYPE OF VEHICLE YOU WERE IN AND TYPE OF ROAD, TERRAIN OR BODY OF WATER YOU TRAVERSED DURING THE SIGHTING. STATE WHETHER WINDOWS OR CONVERTIBLE TOP WERE UP OR DOWN.

HOW MUCH OTHER TRAFFIC WAS THERE?

DID YOU NOTICE ANY AIRPLANES? ☑ YES ☐ NO. IF "YES," DESCRIBE WHEN THEY WERE IN SIGHT RELATIVE TO THE TIME OF SIGHTING THE PHENOMENON AND WHERE THEY WERE IN THE SKY RELATIVE TO THE POSITION OF THE PHENOMENON.

Closer light going S.W. - objet N. W at time
plane cut across path.

9. HOW LONG WAS THE PHENOMENON IN SIGHT?

LENGTH OF TIME 10 min.

	CERTAIN OF TIME		NOT VERY SURE
✓	FAIRLY CERTAIN		JUST A GUESS

HOW WAS TIME DETERMINED? 3 guys watches

WAS THE PHENOMENON IN SIGHT CONTINUOUSLY? ☑ YES ☐ NO. IF "NO," INDICATE WHETHER THIS IS DUE TO YOUR MOVEMENT OR THE BEHAVIOR OF THE PHENOMENON, AND DESCRIBE SUCH MOVEMENT OR BEHAVIOR. INDICATE DISAPPEARANCES ON PREVIOUS SKETCHES.

10. IF THERE WERE MORE THAN ONE PHENOMENON, HOW MANY WERE THERE? DRAW A PICTURE TO SHOW HOW THEY WERE ARRANGED. DID THIS ARRANGEMENT CHANGE DURING THE SIGHTING?

only one

11. CONDITIONS *(Check appropriate blocks.)*

A. SKY		B. WEATHER			
	DAY		CUMULUS CLOUDS *(Low fluffy)*		FOG OR MIST
	TWILIGHT		CIRRUS CLOUDS *(High fleecy or Herring-bone)*		HEAVY RAIN
	NIGHT				LIGHT RAIN OR DRIZZLE
✓	CLEAR		NIMBUS CLOUDS *(Rain)*		HAIL
	PARTLY CLOUDY		CUMULONIMBUS CLOUDS *(Thunderstorms)*		SNOW OR SLEET
	COMPLETELY OVERCAST				UNKNOWN
			HAZE OR SMOG		NONE OF THE ABOVE

C. IF THE SIGHTING WAS AT TWILIGHT OR NIGHT, WHAT DID YOU NOTICE ABOUT THE STARS AND MOON?

(1) STARS		(2) MOON		
	NONE	✓ BRIGHT MOONLIGHT		NO MOONLIGHT
✓	A FEW	MOON WITH HALO		UNKNOWN
	MANY	MOON HIDDEN BY CLOUDS		
	UNKNOWN	PARTIAL *(New or quarter)*		

D. IF SIGHTING WAS IN DAYLIGHT, WAS THE SUN VISIBLE? ☐ YES ☐ NO. IF "YES," WHERE WAS THE SUN AS YOU FACED THE PHENOMENON?

	IN FRONT OF YOU		TO YOUR RIGHT		OVERHEAD *(Near noon)*
	IN BACK OF YOU		TO YOUR LEFT		UNKNOWN

E. SPECIFY THE MAJOR SOURCE OF ILLUMINATION PRESENT DURING THE SIGHTING, SUCH AS THE SUN, HEADLIGHTS OR STREET LAMP, ETC. FOR TERRESTRIAL ILLUMINATION, SPECIFY DISTANCE TO LIGHT SOURCE.

Moon only.

12. GIVE A BRIEF DESCRIPTION OF THE PHENOMENON, INDICATING WHETHER IT APPEARED DARK OR LIGHT, WHETHER IT REFLECTED LIGHT OR WAS SELF-LUMINOUS AND WHAT COLORS YOU NOTICED. DESCRIBE YOUR IMPRESSION OF WHETHER IT WAS SOLID OR TRANSPARENT, WHETHER EDGES WERE SHARP OR FUZZY. DESCRIBE THE SHAPE OR INDICATE IF IT APPEARED AS A POINT OF LIGHT. INDICATE COMPARISONS WITH OTHER OBSERVED OBJECTS, LIKE STARS, A LIGHT OR OTHER OBJECT IN YOUR FIELD OF VIEW.

No lights except bright lights, red light - no
light noted on ballon -
bright red light flashed - white in wide group.
appeared as a water ballon sloshing

13. DID THE PHENOMENON	YES	NO	UNKNOWN
MOVE IN A STRAIGHT LINE?		—	
STAND STILL AT ANYTIME? appeared at start			
SUDDENLY SPEED UP AND RUN AWAY?	—		
BREAK UP IN PARTS AND EXPLODE?		✓	✓
CHANGE COLOR?		✓	
GIVE OFF SMOKE?		✓	
CHANGE BRIGHTNESS?			✓
CHANGE SHAPE?		✓	✓
FLASH OR FLICKER?	✓		
DISAPPEAR AND REAPPEAR?		✓	
SPIN LIKE A TOP?		✓	
MAKE A NOISE?		✓	
FLUTTER OR WOBBLE? steel		—	—

14. WHAT DREW YOUR ATTENTION TO THE PHENOMENON?

A. HOW DID IT FINALLY DISAPPEAR?

out of sight - distance

B. DID THE PHENOMENON MOVE BEHIND OR IN FRONT OF SOMETHING, LIKE A CLOUD, TREE, OR BUILDING AT ANY TIME?
☐ YES ☐ NO. IF "YES," DESCRIBE.

No.

15. DRAW A PICTURE THAT WILL SHOW THE SHAPE OF THE PHENOMENON. INCLUDE AND LABEL ANY DETAILS THAT MIGHT HAVE APPEARED AS WINGS OR PROTRUSIONS, AND INDICATE EXHAUST OR VAPOR TRAILS. INDICATE BY AN ARROW THE DIRECTION THE PHENOMENON WAS MOVING.

Roughly

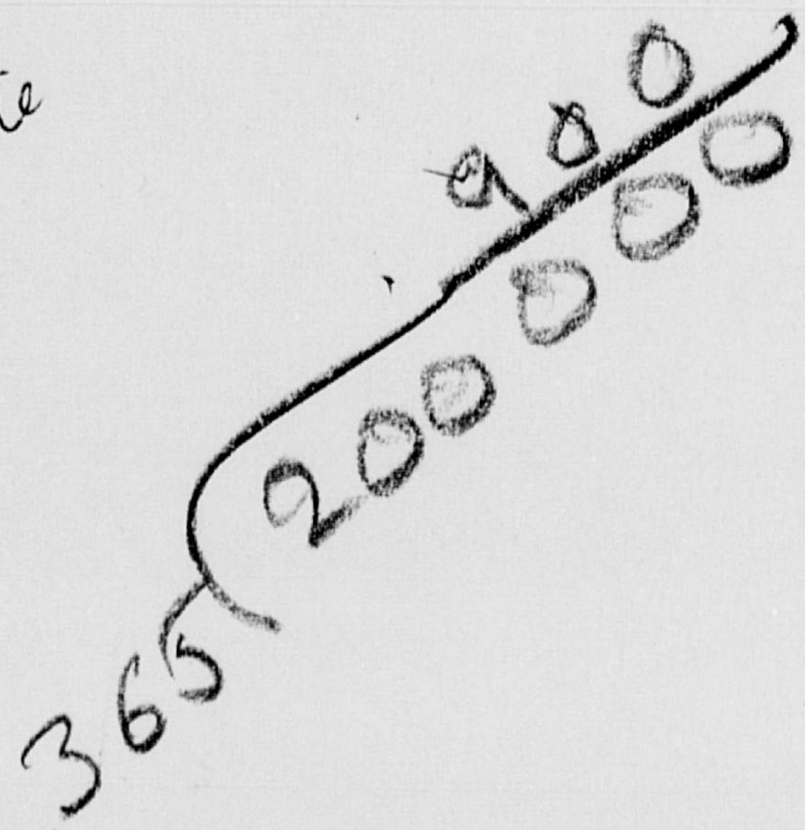

16. WHAT WAS THE ANGULAR SIZE? HOLD A MATCH AT ARM'S LENGTH IN FRONT OF A KNOWN OBJECT, SUCH AS A STREET LAMP OR THE MOON. NOTE HOW MUCH OF THE OBJECT IS COVERED BY THE HEAD OF THE MATCH. NOW IF YOU HAD BEEN ABLE TO PERFORM THIS EXPERIMENT AT THE TIME OF THE SIGHTING, ESTIMATE WHAT FRACTION OF THE PHENOMENON WOULD HAVE BEEN COVERED BY THE MATCH HEAD.

Match head - covered 1/5 of it.
Compared LBS 2 considerg distance

17. DID YOU OBSERVE THE PHENOMENON THROUGH ANY OF THE FOLLOWING? INCLUDE INFORMATION ON MODEL, TYPE, FILTER, LENS PRESCRIPTION OR OTHER APPLICABLE DATA.

	EYEGLASSES		CAMERA VIEWER
	SUNGLASSES		BINOCULARS
	WINDSHIELD		TELESCOPE
	SIDE WINDOW OF VEHICLE		THEODOLITE
	WINDOWPANE		OTHER

A. DO YOU ORDINARILY WEAR GLASSES? ☐ YES ☐ NO

B. DO YOU USE READING GLASSES? ☐ YES ☐ NO

18. WHAT WAS YOUR IMPRESSION OF THE SPEED OF THE PHENOMENON? GIVE ESTIMATE OF SPEED MACH 2 at altitude less of the time.

19. WHAT WAS YOUR IMPRESSION OF THE DISTANCE OF THE PHENOMENON? GIVE ESTIMATE OF DISTANCE _____.

20. IN ORDER THAT WE MAY OBTAIN AS CLEAR A PICTURE AS POSSIBLE OF WHAT YOU SAW, DESCRIBE IN YOUR OWN WORDS A COMMON OBJECT OR OBJECTS WHICH, WHEN PLACED IN THE SKY, SIMILAR TO WHERE YOU NOTED THE PHENOMENON, WOULD BEAR SOME RESEMBLANCE TO WHAT YOU SAW. DESCRIBE SIMILARITIES AND DIFFERENCES BETWEEN THE COMMON OBJECT AND WHAT YOU SAW.

21. DID YOU NOTICE ANY ODOR, NOISE, OR HEAT EMANATING FROM THE PHENOMENON OR ANY EFFECT ON YOURSELF, ANIMALS OR MACHINERY IN THE VICINITY? ☐ YES ☒ NO. IF "YES," DESCRIBE.

A. DID THE PHENOMENON DISTURB THE GROUND OR LEAVE ANY PHYSICAL EVIDENCE. ☐ YES ☐ NO. IF "YES," DESCRIBE.

22. HAVE YOU EVER SEEN THIS OR A SIMILAR PHENOMENON BEFORE? ☐ YES ☑ NO. IF "YES," GIVE DATE AND LOCATION.

Maybe did might be few

23. WAS ANYONE WITH YOU AT THE TIME YOU SAW THE PHENOMENON? ☑ YES ☐ NO. IF "YES," DID THEY SEE IT TOO? ☐ YES ☐ NO.

A. LIST THEIR NAMES AND ADDRESSES

24. GIVE THE FOLLOWING INFORMATION ABOUT YOURSELF

LAST NAME, FIRST NAME, MIDDLE NAME [redacted]

ADDRESS (Street, City, State, Zip Code) [redacted] 45429

TELEPHONE NUMBER (Area Code) (Home) (Office) [redacted]

AGE		MALE		FEMALE
	✓			

INDICATE ADDITIONAL INFORMATION INCLUDING OCCUPATION AND ANY EXPERIENCE WHICH MAY BE PERTINENT.

Rotaty light - erratic shpt - 2nd appeared to be in orbit until tonight & never seemed to change attitude - Abrupt changes of direction - Didn't dart like bat off world - Parabola change - except when hovering over Mont Co airport.

25. WHEN AND TO WHOM DID YOU REPORT THAT YOU HAD SIGHTED THIS PHENOMENON?

NAME SDO - Lt Woodward DAY 30 MONTH June YEAR 68

26. DATE YOU COMPLETED THIS QUESTIONNAIRE.

DAY 30 MONTH June YEAR 68

27. INFORMATION WHICH YOU FEEL IS PERTINENT BUT WHICH IS NOT ADEQUATELY COVERED IN THIS QUESTIONNAIRE, ALTERNATIVELY PROVIDE A NARRATIVE EXPLANATION OF THE SIGHTING.

Has seen blimp (Goodyear) ; aerial advertising - This was different.

Has done some flying himself. No hours known.

Not a flying saucer buff -

29-30 Jun

1 [redacted] DRIVE — SAW OBJECT (SAME) BOTH NIGHTS. - SEEMED TO CHANGE SPEED RAPIDLY

KETTERING

[redacted]

[redacted]

AFR 80-17(C1)

SIGHTING OF UNIDENTIFIED PHENOMENA QUESTIONNAIRE

BUDGET BUREAU APPROVAL NUMBER 21-R258

THIS QUESTIONNAIRE HAS BEEN PREPARED SO THAT YOU CAN GIVE THE U.S. AIR FORCE AS MUCH INFORMATION AS POSSIBLE CONCERNING THE UNIDENTIFIED PHENOMENON THAT YOU HAVE OBSERVED. PLEASE TRY TO ANSWER ALL OF THE QUESTIONS. THE INFORMATION YOU GIVE WILL BE USED FOR RESEARCH PURPOSES. YOUR NAME WILL NOT BE USED IN CONNECTION WITH ANY OF YOUR STATEMENTS OR CONCLUSIONS WITHOUT YOUR PERMISSION. RETURN TO AIR FORCE BASE INVESTIGATOR FOR FORWARDING TO FTD (TDETR), WRIGHT-PATTERSON AFB, OHIO 45433, IAW AFR 80-17. *(IF ADDITIONAL SHEETS ARE NEEDED FOR NARRATIVE OR SKETCHES ATTACH SECURELY TO THIS FORM OR ANNOTATE WITH YOUR NAME FOR IDENTIFICATION.)*

1. WHEN DID YOU SEE THE PHENOMENON?
DAY 30 MONTH JUNE YEAR 1968

2. WHAT TIME DID YOU FIRST SIGHT THE PHENOMENON?
HOUR 10 MINUTES 10 ☐ A.M. ☒ P.M.

3. WHAT TIME DID YOU LAST SIGHT THE PHENOMENON?
HOUR 10 MINUTES 25 ☐ A.M. ☒ P.M.

4. TIME / ZONE ☒ DAYLIGHT SAVINGS ☐ STANDARD
☒ EASTERN ☐ CENTRAL ☐ MOUNTAIN ☐ PACIFIC ☐ OTHER

5. WHERE WERE YOU WHEN YOU SAW THE PHENOMENON? IF IN CITY, GIVE THE NEAREST STREET ADDRESS AND INDICATE ON A HAND DRAWN MAP WHERE YOU WERE STANDING WITH REFERENCE TO THE ADDRESS. IF IN THE COUNTRY, IDENTIFY THE HIGHWAY YOU WERE ON OR NEAR AND TRY TO FIX A DISTANCE AND DIRECTION FROM SOME RECOGNIZABLE LANDMARK.

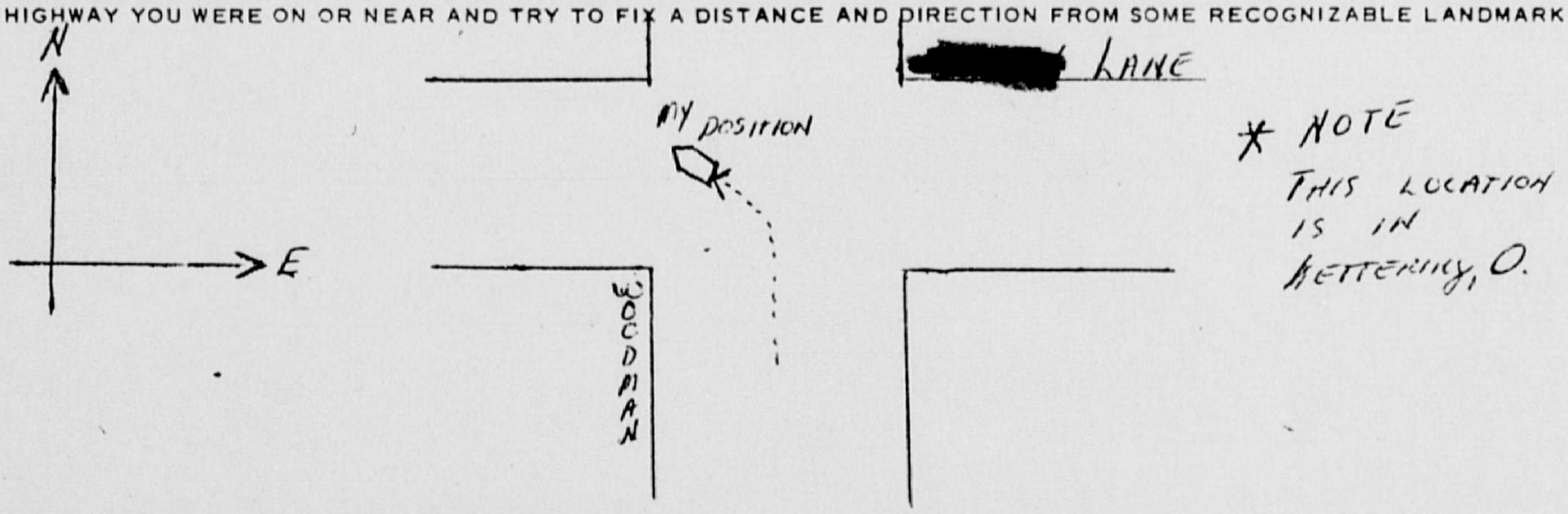

6. IMAGINE YOU ARE AT THE POINT SHOWN IN THE SKETCH, PLACE AN "A" ON THE CURVED LINE TO SHOW HOW HIGH THE PHENOMENON WAS ABOVE THE HORIZON, OR SKYLINE, WHEN FIRST SEEN. PLACE A "B" ON THE SAME CURVED LINE TO SHOW HOW HIGH ABOVE THE HORIZON THE PHENOMENON WAS WHEN LAST SEEN.

* NOTE
MY POSITION FROM FIRST SIGHTING TO LAST SIGHTING HAD CHANGED APPROX. 2 MILES IN A WESTERLY DIRECTION. POINT "C" IS WHEN OBJECT WAS AT IT'S CLOSEST PROXIMETY

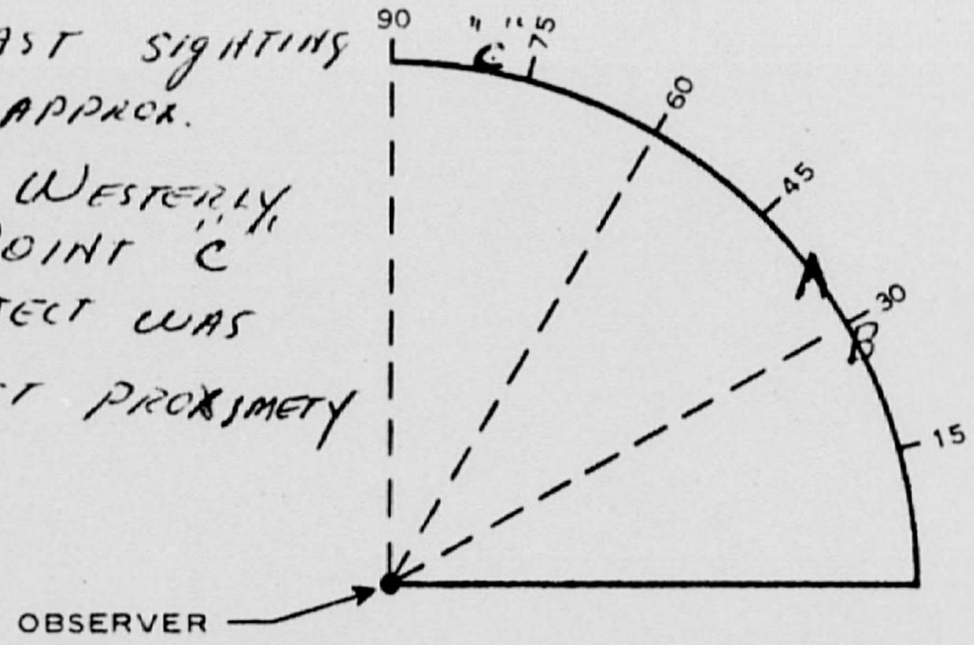

AF FORM AUG 67 117

6A. NOW IMAGINE YOU ARE AT THE CENTER OF THE COMPASS ROSE. PLACE AN "A" ON THE COMPASS TO INDICATE THE DIRECTION TO THE PHENOMENON WHEN FIRST SEEN. PLACE A "B" ON THE COMPASS TO INDICATE THE DIRECTION TO THE PHENOMENON WHEN LAST SEEN.

* NOTE
AS MENTIONED BEFORE MY POSITION HAD CHANGED. LOCATION AT LAST SIGHTING WAS APPROX ~~25~~ 75 YDS E. OF SPRINGBOI'S PK ON DOROTHY LN.

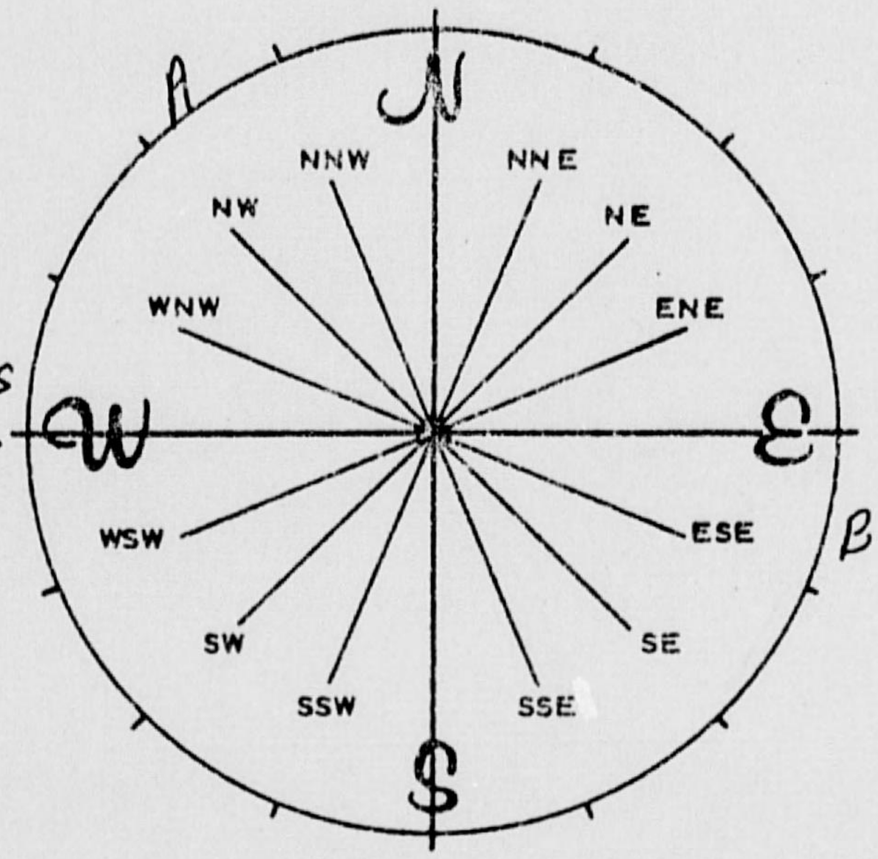

7. IN THE SKETCH BELOW, PLACE AN "A" AT THE POSITION OF THE PHENOMENON WHEN FIRST SEEN, AND A "B" AT THE POSITION OF THE PHENOMENON WHEN LAST SEEN. CONNECT THE "A" AND "B" WITH A LINE TO APPROXIMATE THE MOVEMENT OF THE PHENOMENON BETWEEN "A" AND "B". THAT IS, SCHEMATICALLY SHOW WHETHER THE MOVEMENT APPEARED TO BE STRAIGHT, CURVED OR ZIG-ZAG. REFER TO SMALLER SKETCH AS AN EXAMPLE OF HOW TO COMPLETE THE LARGER SKETCH.

IMPOSSIBLE SINCE MY LOCATION WASN'T STATIONARY

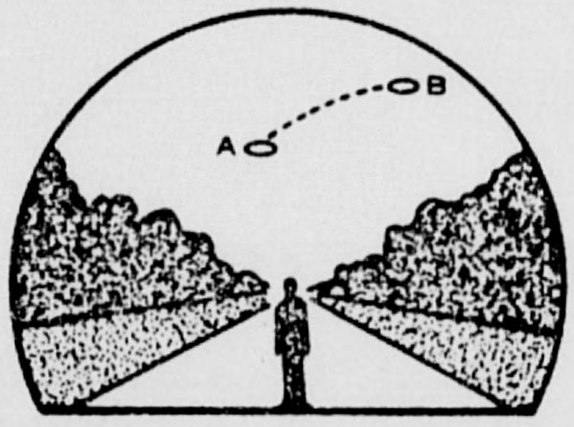



8. WHERE WERE YOU WHEN YOU SAW THE PHENOMENON? *(Check appropriate blocks.)*

X	OUTDOORS	X	IN BUSINESS SECTION OF CITY
	IN BUILDING		IN RESIDENTIAL SECTION OF CITY
	IN CAR ☐ AS DRIVER ☐ AS PASSENGER		IN OPEN COUNTRYSIDE
	IN BOAT		NEAR AIRFIELD
	IN AIRPLANE ☐ AS PILOT ☐ AS PASSENGER		FLYING OVER CITY
X	OTHER Riding MOTORCYCLE		FLYING OVER OPEN COUNTRY
			OTHER

A. IF YOU WERE IN A VEHICLE, COMPLETE THE FOLLOWING:

WHAT DIRECTION WERE YOU MOVING?

	NORTH		EAST
	SOUTH	X	WEST
	NORTHEAST		SOUTHEAST
	NORTHWEST		SOUTHWEST

HOW FAST WERE YOU MOVING?
VARIED - 0 TO 60

DID YOU STOP ANYTIME WHILE OBSERVING THE PHENOMENON?
X YES ☐ NO

EXPLAIN WHETHER SUCH MOVEMENT AFFECTS YOUR SKETCHES IN ITEMS 5 AND 6.
EXPLAINED IN ABOVE ITEM BOXES

DESCRIBE TYPE OF VEHICLE YOU WERE IN AND TYPE OF ROAD, TERRAIN OR BODY OF WATER YOU TRAVERSED DURING THE SIGHTING. STATE WHETHER WINDOWS OR CONVERTIBLE TOP WERE UP OR DOWN.
MOTORCYCLE - ROAD - MOSTLY FLAT ON LARGE HILL
FEW TREES

HOW MUCH OTHER TRAFFIC WAS THERE?
HEAVY

DID YOU NOTICE ANY AIRPLANES? ☐ YES X NO. IF "YES," DESCRIBE WHEN THEY WERE IN SIGHT RELATIVE TO THE TIME OF SIGHTING THE PHENOMENON AND WHERE THEY WERE IN THE SKY RELATIVE TO THE POSITION OF THE PHENOMENON.

9. HOW LONG WAS THE PHENOMENON IN SIGHT?

LENGTH OF TIME				
15 MIN.	X	CERTAIN OF TIME		NOT VERY SURE
		FAIRLY CERTAIN		JUST A GUESS

HOW WAS TIME DETERMINED?
LOOKED AT WATCH - 1ST & LAST SIGHTING

WAS THE PHENOMENON IN SIGHT CONTINUOUSLY? ☐ YES X NO. IF "NO," INDICATE WHETHER THIS IS DUE TO YOUR MOVEMENT OR THE BEHAVIOR OF THE PHENOMENON, AND DESCRIBE SUCH MOVEMENT OR BEHAVIOR. INDICATE DISAPPEARANCES ON PREVIOUS SKETCHES.
PROBALLY BOTH MY MOVEMENT AND BRIGHT LIGHTS FROM BOTH TRAFFIC AND A WELL LIT INTERSECTION AT DORTHY LN. & WILMINGTON

10. IF THERE WERE MORE THAN ONE PHENOMENON, HOW MANY WERE THERE? DRAW A PICTURE TO SHOW HOW THEY WERE ARRANGED. DID THIS ARRANGEMENT CHANGE DURING THE SIGHTING?

N/A

11. CONDITIONS *(Check appropriate blocks.)*

A. SKY		B. WEATHER			
	DAY		CUMULUS CLOUDS *(Low fluffy)*		FOG OR MIST
	TWILIGHT	X	CIRRUS CLOUDS *(High fleecy or Herring-bone)* VERY FEW		HEAVY RAIN
X	NIGHT				LIGHT RAIN OR DRIZZLE
X	CLEAR		NIMBUS CLOUDS *(Rain)*		HAIL
	PARTLY CLOUDY		CUMULONIMBUS CLOUDS *(Thunderstorms)*		SNOW OR SLEET
	COMPLETELY OVERCAST				UNKNOWN
			HAZE OR SMOG		NONE OF THE ABOVE

C. IF THE SIGHTING WAS AT TWILIGHT OR NIGHT, WHAT DID YOU NOTICE ABOUT THE STARS AND MOON?

(1) STARS		(2) MOON		
	NONE		BRIGHT MOONLIGHT	NO MOONLIGHT
X	A FEW		MOON WITH HALO	UNKNOWN
	MANY		MOON HIDDEN BY CLOUDS	
	UNKNOWN	X	PARTIAL *(New or* ~~Quarter~~ BRIGHT	

D. IF SIGHTING WAS IN DAYLIGHT, WAS THE SUN VISIBLE? ☐ YES ☐ NO. IF "YES," WHERE WAS THE SUN AS YOU FACED THE PHENOMENON?

	IN FRONT OF YOU	TO YOUR RIGHT	OVERHEAD *(Near noon)*
	IN BACK OF YOU	TO YOUR LEFT	UNKNOWN

E. SPECIFY THE MAJOR SOURCE OF ILLUMINATION PRESENT DURING THE SIGHTING, SUCH AS THE SUN, HEADLIGHTS OR STREET LAMP, ETC. FOR TERRESTRIAL ILLUMINATION, SPECIFY DISTANCE TO LIGHT SOURCE.

12. GIVE A BRIEF DESCRIPTION OF THE PHENOMENON, INDICATING WHETHER IT APPEARED DARK OR LIGHT, WHETHER IT REFLECTED LIGHT OR WAS SELF-LUMINOUS AND WHAT COLORS YOU NOTICED. DESCRIBE YOUR IMPRESSION OF WHETHER IT WAS SOLID OR TRANSPARENT, WHETHER EDGES WERE SHARP OR FUZZY. DESCRIBE THE SHAPE OR INDICATE IF IT APPEARED AS A POINT OF LIGHT. INDICATE COMPARISONS WITH OTHER OBSERVED OBJECTS, LIKE STARS, A LIGHT OR OTHER OBJECT IN YOUR FIELD OF VIEW.

UNABLE TO OBSERVE ACTUAL OUTLINE OF THE OBJECT ITSELF. PHENOMENON APPEARED TO BE A RATHER LONG SERIES OF LIGHTS. LIGHTS FLASHED FROM FRONT TO REAR IN A CONSECUTIVE MANNER i. e (MUCH LIKE LIGHTS LINING A RUNWAY ONLY FLASHING RATE WAS MUCH SLOWER). AT WHAT SEEMED TO BE A REGULAR INTERVAL A "SPACER BAR" WOULD SCAN THE LENGTH OF THE VEHICLE

13. DID THE PHENOMENON	YES	NO	UNKNOWN
MOVE IN A STRAIGHT LINE?		X	
STAND STILL AT ANYTIME? FROM MY VANTAGE IT APPEARED TO			X
SUDDENLY SPEED UP AND RUN AWAY?		X	
BREAK UP IN PARTS AND EXPLODE?		X	
CHANGE COLOR?		X	
GIVE OFF SMOKE?		X	
CHANGE BRIGHTNESS?	X		
CHANGE SHAPE?		X	
FLASH OR FLICKER?	X		
DISAPPEAR AND REAPPEAR?	X		
SPIN LIKE A TOP?		X	
MAKE A NOISE?		X	
FLUTTER OR WOBBLE?		X	

14. WHAT DREW YOUR ATTENTION TO THE PHENOMENON?

SAW A STRANGE LIGHT IN SKY. I COULDN'T IDENTIFY IT WITH ANYTHING I HAD EVER SEEN.

A. HOW DID IT FINALLY DISAPPEAR?

LOST SIGHT IN TREES AS I APPROACHED MY RESIDENCE

B. DID THE PHENOMENON MOVE BEHIND OR IN FRONT OF SOMETHING, LIKE A CLOUD, TREE, OR BUILDING AT ANY TIME?

☐ YES ☒ NO. IF "YES," DESCRIBE.

18. DRAW A PICTURE THAT WILL SHOW THE SHAPE OF THE PHENOMENON. INCLUDE AND LABEL ANY DETAILS THAT MIGHT HAVE APPEARED AS WINGS OR PROTRUSIONS, AND INDICATE EXHAUST OR VAPOR TRAILS. INDICATE BY AN ARROW THE DIRECTION THE PHENOMENON WAS MOVING.

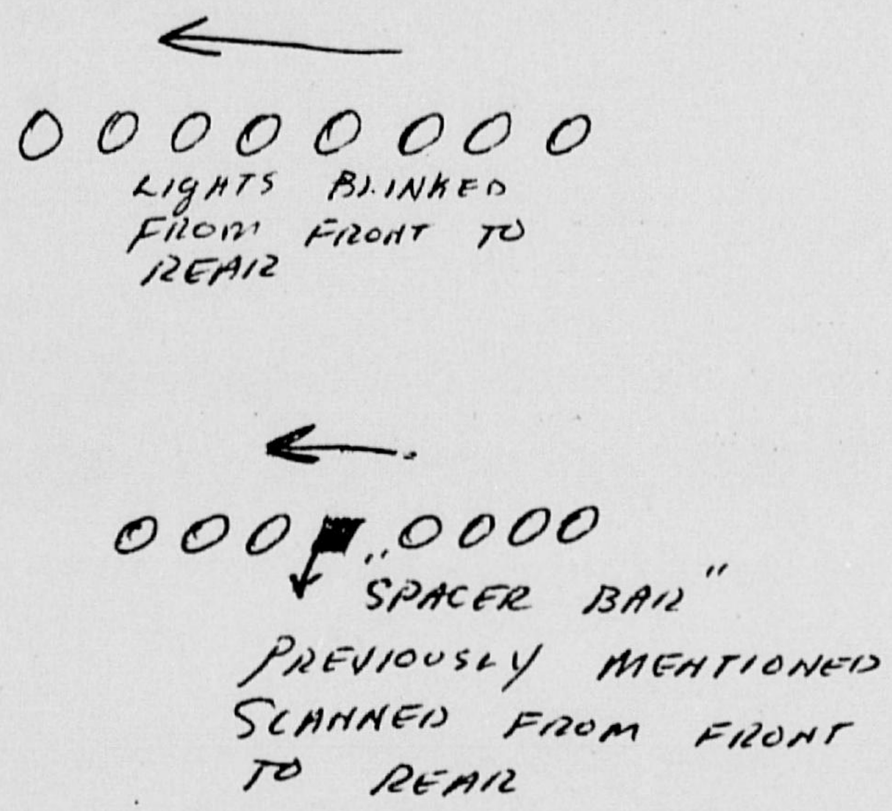

16. WHAT WAS THE ANGULAR SIZE? HOLD A MATCH AT ARM'S LENGTH IN FRONT OF A KNOWN OBJECT, SUCH AS A STREET LAMP OR THE MOON. NOTE HOW MUCH OF THE OBJECT IS COVERED BY THE HEAD OF THE MATCH. NOW IF YOU HAD BEEN ABLE TO PERFORM THIS EXPERIMENT AT THE TIME OF THE SIGHTING, ESTIMATE WHAT FRACTION OF THE PHENOMENON WOULD HAVE BEEN COVERED BY THE MATCH HEAD.

I CANNOT GIVE AN ACCURATE ANSWER TO THIS QUESTION

YELLOW LENSES

AFR 80-17(C1)

17. DID YOU OBSERVE THE PHENOMENON THROUGH ANY OF THE FOLLOWING? INCLUDE INFORMATION ON MODEL, TYPE, FILTER, LENS PRESCRIPTION OR OTHER APPLICABLE DATA.

	EYEGLASSES X NOTE - WHEN I STOPPED I TOOK THE GLASSES OFF I WAS WEARING		CAMERA VIEWER
	SUNGLASSES		BINOCULARS
	WINDSHIELD		TELESCOPE
	SIDE WINDOW OF VEHICLE		THEODOLITE
	WINDOWPANE	X	OTHER Night Riding glasses - BUCO

A. DO YOU ORDINARILY WEAR GLASSES? ☐ YES ☒ NO

B. DO YOU USE READING GLASSES? ☐ YES ☒ NO

18. WHAT WAS YOUR IMPRESSION OF THE SPEED OF THE PHENOMENON? GIVE ESTIMATE OF SPEED 1000-1500

19. WHAT WAS YOUR IMPRESSION OF THE DISTANCE OF THE PHENOMENON? GIVE ESTIMATE OF DISTANCE 2 MILES

20. IN ORDER THAT WE MAY OBTAIN AS CLEAR A PICTURE AS POSSIBLE OF WHAT YOU SAW, DESCRIBE IN YOUR OWN WORDS A COMMON OBJECT OR OBJECTS WHICH, WHEN PLACED IN THE SKY, SIMILAR TO WHERE YOU NOTED THE PHENOMENON, WOULD BEAR SOME RESEMBLANCE TO WHAT YOU SAW. DESCRIBE SIMILARITIES AND DIFFERENCES BETWEEN THE COMMON OBJECT AND WHAT YOU SAW.

I AT FIRST THOUGHT IT WAS SOME TYPE OF BANNER WHICH IS TOWED BY A PLANE USED IN ADVERTISEMENT. I COULD NOT ~~EXPLAIN~~ EXPLAIN THE FLASHING LIGHTS HOWEVER, NOR THE ABSENCE OF ASSOCIATED NOISE OR THE ABSENCE OF THE BEACON LIGHTS ON ALL AIRCRAFT

21. DID YOU NOTICE ANY ODOR, NOISE, OR HEAT EMANATING FROM THE PHENOMENON OR ANY EFFECT ON YOURSELF, ANIMALS OR MACHINERY IN THE VICINITY? ☐ YES ☒ NO. IF "YES," DESCRIBE.

A. DID THE PHENOMENON DISTURB THE GROUND OR LEAVE ANY PHYSICAL EVIDENCE. ☐ YES ☒ NO. IF "YES," DESCRIBE.

22. HAVE YOU EVER SEEN THIS OR A SIMILAR PHENOMENON BEFORE? ☐ YES ☒ NO. IF "YES," GIVE DATE AND LOCATION.

23. WAS ANYONE WITH YOU AT THE TIME YOU SAW THE PHENOMENON? ☐ YES ☒ NO. IF "YES," DID THEY SEE IT TOO? ☐ YES ☐ NO.

A. LIST THEIR NAMES AND ADDRESSES

24. GIVE THE FOLLOWING INFORMATION ABOUT YOURSELF

LAST NAME, FIRST NAME, MIDDLE NAME: [redacted]

ADDRESS (Street, City, State and Zip Code): [redacted] DAYTON OHIO 45439

TELEPHONE (Area code and number): [redacted]

AGE: 23

☒ MALE ☐ FEMALE

INDICATE ADDITIONAL INFORMATION INCLUDING OCCUPATION AND ANY EXPERIENCE WHICH MAY BE PERTINENT.

I AM EMPLOYED AS A POLICE OFFICER WITH THE DAYTON POLICE DEPT. - AFOREMENTIONED TO SHOW I AM OF RELIABLE CHARACTER AND NOT ~~A~~ REPORTING THIS AS A "GAG"

~~WORK~~ WORKED FOR 6 MOS. FOR LOWELL TECH. INST. RESEARCH FOUNDATION IN CONJUNCTION WITH F.T.D AT W.P.A.F.B. DOING OPTICAL PHYSICS RESEARCH

IN THE SERVICE I WAS IN ELECTRONICS WARFARE AS A COUNTER MEASURES SEARCH & ANALYSIS SPECIALISTS WITH THE U.S. ARMY SECURITY AGENCY M.O.S. 94J20

25. WHEN AND TO WHOM DID YOU REPORT THAT YOU HAD SIGHTED THIS PHENOMENON?

DAYTON DAILY NEWS

NAME PROJECT BLUE BOOK OFFICE DAY 30 MONTH JUNE YEAR 1968

26. DATE YOU COMPLETED THIS QUESTIONNAIRE.

DAY 2 MONTH JULY YEAR 1968

27. INFORMATION WHICH YOU FEEL IS PERTINENT BUT WHICH IS NOT ADEQUATELY COVERED IN THIS QUESTIONNAIRE, ALTERNATIVELY PROVIDE A NARRATIVE EXPLANATION OF THE SIGHTING.

Gentleman:

First of all let me thank you for your cooperation and apologize to you for wasting your time and causing seemingly unecessary paperwork.

Since my spotting of this phenomenon and the receipt of this questionnaire I have found outthat what I saw that night was nothing more than an advertising blimp. I have on previous occasions seen this blimp in the Dayton area. However I have always seen it during the daylight hours. When first sighting this phenomenon, I thought of this blimp, however at one point the object seemed very close and yet I was unable to make out any words and I couldn't hear any engine noise associated with the vehicle.

Even though I feel this report will be of no value to your research, since the sighting is so easily explained, I felt that if your people took the time to send the questionnaire it was my duty to fill it out.

Although it is not pertinent to this report I would like to personally congratulate the man that was on duty at the time I reported this sighting. His personal demeanor was of the highest quality. He was very kind, considerate, and helpful while taking the necessary information in a professional manner. Due to the nature of his assignemnt I imagine he would be constantly plagued with "Crank" calls and I could understand how he could easily become disgusted. He displayed the utmost courtesy. If possible would you please have his Commanding Officer give him a personal "Thanks" for me. Thank You.

Respectfully Submitted;

[redacted]

MEMO FOR THE RECORD 2 July 1968

Subj: UFO Observation, 30 June 1968

Mrs [redacted] Drive, Kettering, Ohio called the Aerial Phenomena Office to report an unidentified object she observed on the night of 30 June 1968 at approximately 10:10 to 10:30 pm, . All she could see were lights, no shape to it, it had lights like a marque. Lt Marano explained that she was observing the aerial advertising done by Mr. [redacted] He has been advertising for Steuve Ford in Miamisburg and we have had several reports on it. Lt Marano said he would send Mrs Bell some information on aerial advertisers.

FTD (TD- PT(UFO))
WRIGHT-PATTERSON AFB, OHIO 45433

POSTAGE AND FEES PAID

UNITED STATES AIR FORCE
OFFICIAL BUSINESS

FIRST CLASS

Mrs. [redacted]

[redacted]

Kettering, Ohio 45420

DAYTON, OHIO
45420
JUL 16 1968

2043

FTD FORM JUL 61 383 This form supersedes ATIC Form Nr. 383, dated Dec 60, which is obsolete.

30 June 68

JUL 15 1968

TDPT (UFO) Lt Col Quintanilla/70916/mhs/12 Jul 68

UFO Observation, 30 June 1968

Mrs [redacted]
[redacted]
Kettering, Ohio 45420

1. Reference your unidentified flying object (UFO) observation of 30 June 1968 which you reported to the Air Force at Wright-Patterson Air Force Base, Ohio.

2. The stimulus for your sighting has been identified as an aircraft that had an electrical advertising sign attached to it. The plane is a Cessna 172 that operates between 50 to 60 mph and when the sign is lighted, it can be seen as far as 15 miles away. The sign was advertising for Stueve Ford of Miamisburg and was operating in the area of Miamisburg, Franklin, West Carrollton, Kettering and Dayton, on the night of 30 June 1968.

3. The attached material on electrical aerial advertisers may be of interest to you. Thank you for reporting your observation to the Air Force.

HECTOR QUINTANILLA, Jr, Lt Colonel, USAF
Chief, Aerial Phenomena Office
Aerospace Technologies Division
Production Directorate

1 Atch
Info on Aerial Advertisers

TDPT (UFO) OFFICIAL FILE CY

30 Jun 68

DEPARTMENT OF THE AIR FORCE
HEADQUARTERS FOREIGN TECHNOLOGY DIVISION (AFSC)
WRIGHT-PATTERSON AIR FORCE BASE, OHIO 45433

REPLY TO ATTN OF: TDPT (UFO)

JUL 3 1968

SUBJECT: UFO Observation , 30 June 1968

TO:
[redacted]
Dayton, Ohio 45439

Your name has been given to the Aerial Phenomena Office (Project Blue Book) as being a witness to an unidentified flying object. If you were a witness to an UFO sighting on
would you please complete the attached AF Form 117 and return it in the envelope provided. If you were not a witness to this sighting, would you please make a statement to this effect on the attached form. The information which you provide will be used in evaluating this observation. Thank you for your assistance in this matter.

HECTOR QUINTANILLA, Jr, Lt Colonel, USAF
Chief, Aerial Phenomena Office
Aerospace Technologies Division
Production Directorate

1 Atch
AF Form 117 w/envelope

6A. NOW IMAGINE YOU ARE AT THE CENTER OF THE COMPASS ROSE. PLACE AN "A" ON THE COMPASS TO INDICATE THE DIRECTION TO THE PHENOMENON WHEN FIRST SEEN. PLACE A "B" ON THE COMPASS TO INDICATE THE DIRECTION TO THE PHENOMENON WHEN LAST SEEN.

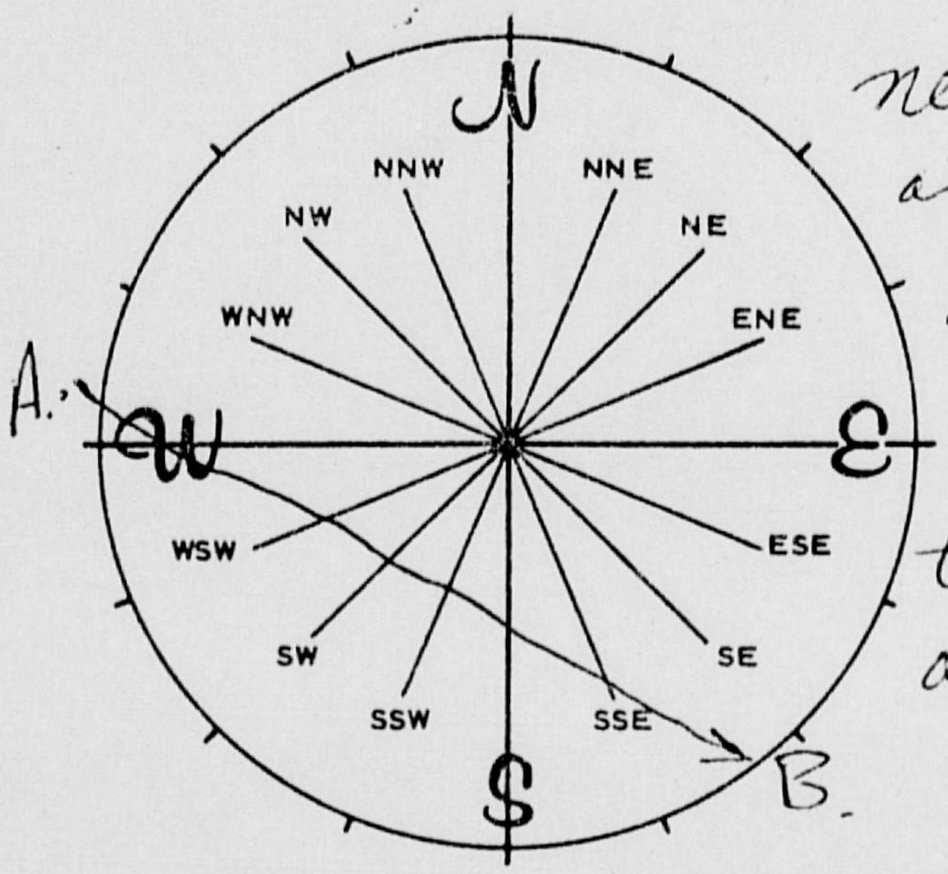

Seemed to stay near Morrone area - he was a cycle too large for aircraft

7. IN THE SKETCH BELOW, PLACE AN "A" AT THE POSITION OF THE PHENOMENON WHEN FIRST SEEN, AND A "B" AT THE POSITION OF THE PHENOMENON WHEN LAST SEEN. CONNECT THE "A" AND "B" WITH A LINE TO APPROXIMATE THE MOVEMENT OF THE PHENOMENON BETWEEN "A" AND "B". THAT IS, SCHEMATICALLY SHOW WHETHER THE MOVEMENT APPEARED TO BE STRAIGHT, CURVED OR ZIG-ZAG. REFER TO SMALLER SKETCH AS AN EXAMPLE OF HOW TO COMPLETE THE LARGER SKETCH.

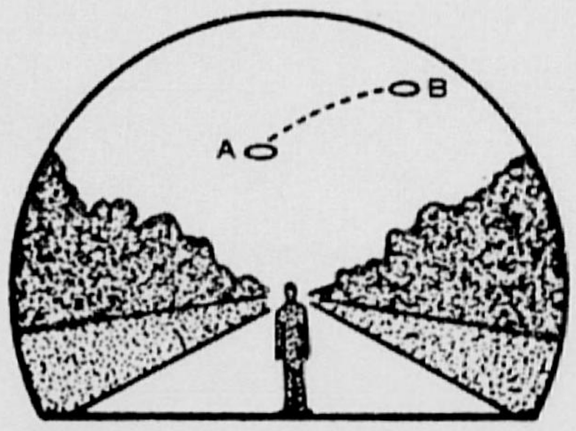



30 Jun

AFR 80-17(C1)

SIGHTING OF UNIDENTIFIED PHENOMENA QUESTIONNAIRE

BUDGET BUREAU APPROVAL NUMBER 21-R288

THIS QUESTIONNAIRE HAS BEEN PREPARED SO THAT YOU CAN GIVE THE U.S. AIR FORCE AS MUCH INFORMATION AS POSSIBLE CONCERNING THE UNIDENTIFIED PHENOMENON THAT YOU HAVE OBSERVED. PLEASE TRY TO ANSWER ALL OF THE QUESTIONS. THE INFORMATION YOU GIVE WILL BE USED FOR RESEARCH PURPOSES. YOUR NAME WILL NOT BE USED IN CONNECTION WITH ANY OF YOUR STATEMENTS OR CONCLUSIONS WITHOUT YOUR PERMISSION. RETURN TO AIR FORCE BASE INVESTIGATOR FOR FORWARDING TO FTD (TDETR), WRIGHT-PATTERSON AFB, OHIO 45433, IAW AFR 80-17. *(IF ADDITIONAL SHEETS ARE NEEDED FOR NARRATIVE OR SKETCHES ATTACH SECURELY TO THIS FORM OR ANNOTATE WITH YOUR NAME FOR IDENTIFICATION.)*

1. WHEN DID YOU SEE THE PHENOMENON?

DAY _____ MONTH _____ YEAR _____

2. WHAT TIME DID YOU FIRST SIGHT THE PHENOMENON?

HOUR 10 MINUTES 10 ☐ A.M. ☑ P.M.

3. WHAT TIME DID YOU LAST SIGHT THE PHENOMENON?

HOUR 10 MINUTES 20 ☐ A.M. ☑ P.M.

4. TIME ZONE ☐ DAYLIGHT SAVINGS ☐ STANDARD

☑ EASTERN ☐ CENTRAL ☐ MOUNTAIN ☐ PACIFIC ☐ OTHER

5. WHERE WERE YOU WHEN YOU SAW THE PHENOMENON? IF IN CITY, GIVE THE NEAREST STREET ADDRESS AND INDICATE ON A HAND DRAWN MAP WHERE YOU WERE STANDING WITH REFERENCE TO THE ADDRESS. IF IN THE COUNTRY, IDENTIFY THE HIGHWAY YOU WERE ON OR NEAR AND TRY TO FIX A DISTANCE AND DIRECTION FROM SOME RECOGNIZABLE LANDMARK.

Woodlawn - Dorothy Lane.

6. IMAGINE YOU ARE AT THE POINT SHOWN IN THE SKETCH, PLACE AN "A" ON THE CURVED LINE TO SHOW HOW HIGH THE PHENOMENON WAS ABOVE THE HORIZON, OR SKYLINE. WHEN FIRST SEEN. PLACE A "B" ON THE SAME CURVED LINE TO SHOW HOW HIGH ABOVE THE HORIZON THE PHENOMENON WAS WHEN LAST SEEN.

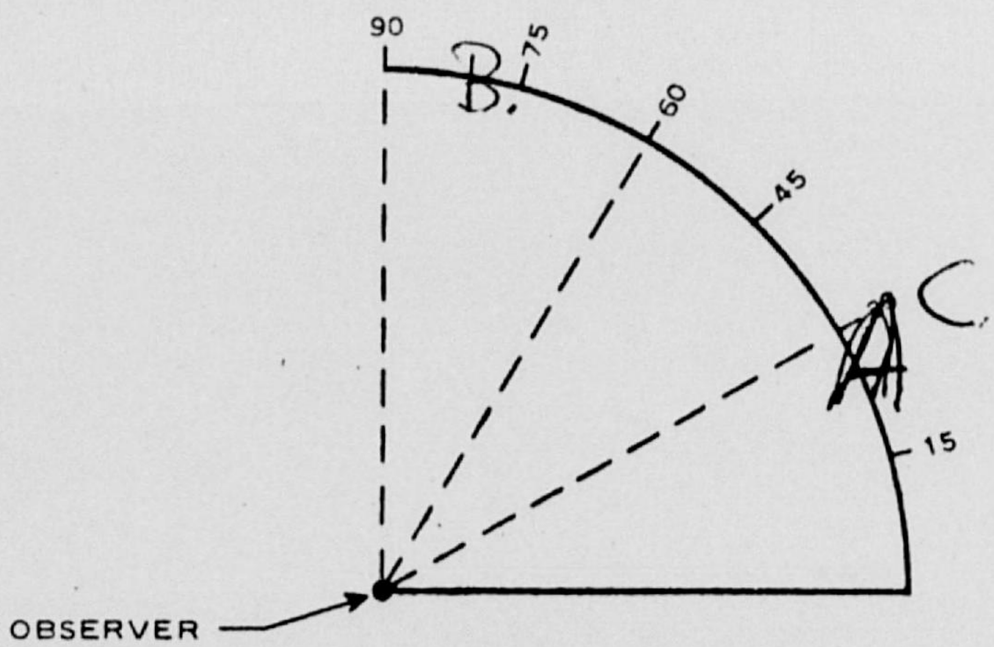

AF FORM AUG 67 117

10. IF THERE WERE MORE THAN ONE PHENOMENON, HOW MANY WERE THERE? DRAW A PICTURE TO SHOW HOW THEY WERE ARRANGED. DID THIS ARRANGEMENT CHANGE DURING THE SIGHTING?

Just one

11. CONDITIONS *(Check appropriate blocks.)*

A. SKY		B. WEATHER			
	DAY		CUMULUS CLOUDS *(Low fluffy)*		FOG OR MIST
	TWILIGHT	✓	CIRRUS CLOUDS *(~~High fleecy or Herring-bone~~)*		HEAVY RAIN
✓	NIGHT				LIGHT RAIN OR DRIZZLE
	CLEAR		NIMBUS CLOUDS *(Rain)*		HAIL
	PARTLY CLOUDY		CUMULONIMBUS CLOUDS *(Thunderstorms)*		SNOW OR SLEET
	COMPLETELY OVERCAST				UNKNOWN
			HAZE OR SMOG		NONE OF THE ABOVE

C. IF THE SIGHTING WAS AT TWILIGHT OR NIGHT, WHAT DID YOU NOTICE ABOUT THE STARS AND MOON?

(1) STARS		(2) MOON			
	NONE	½	BRIGHT MOONLIGHT		NO MOONLIGHT
✓	A FEW		MOON WITH HALO		UNKNOWN
	MANY		MOON HIDDEN BY CLOUDS		
	UNKNOWN		PARTIAL *(New or quarter)*		

D. IF SIGHTING WAS IN DAYLIGHT, WAS THE SUN VISIBLE? ☐ YES ☐ NO. IF "YES," WHERE WAS THE SUN AS YOU FACED THE PHENOMENON?

	IN FRONT OF YOU		TO YOUR RIGHT		OVERHEAD *(Near noon)*
	IN BACK OF YOU		TO YOUR LEFT		UNKNOWN

E. SPECIFY THE MAJOR SOURCE OF ILLUMINATION PRESENT DURING THE SIGHTING, SUCH AS THE SUN, HEADLIGHTS OR STREET LAMP, ETC. FOR TERRESTRIAL ILLUMINATION, SPECIFY DISTANCE TO LIGHT SOURCE.

Street Light

12. GIVE A BRIEF DESCRIPTION OF THE PHENOMENON, INDICATING WHETHER IT APPEARED DARK OR LIGHT, WHETHER IT REFLECTED LIGHT OR WAS SELF-LUMINOUS AND WHAT COLORS YOU NOTICED. DESCRIBE YOUR IMPRESSION OF WHETHER IT WAS SOLID OR TRANSPARENT, WHETHER EDGES WERE SHARP OR FUZZY. DESCRIBE THE SHAPE OR INDICATE IF IT APPEARED AS A POINT OF LIGHT. INDICATE COMPARISONS WITH OTHER OBSERVED OBJECTS, LIKE STARS, A LIGHT OR OTHER OBJECT IN YOUR FIELD OF VIEW.

Yellowish White - No red or green seen

8. WHERE WERE YOU WHEN YOU SAW THE PHENOMENON? *(Check appropriate blocks.)*

✓	OUTDOORS		IN BUSINESS SECTION OF CITY
	IN BUILDING	✓	IN RESIDENTIAL SECTION OF CITY
	IN CAR ☐ AS DRIVER ☐ AS PASSENGER		IN OPEN COUNTRYSIDE
	IN BOAT		NEAR AIRFIELD
	IN AIRPLANE ☐ AS PILOT ☐ AS PASSENGER		FLYING OVER CITY
	OTHER cycle		FLYING OVER OPEN COUNTRY
			OTHER

A. IF YOU WERE IN A VEHICLE, COMPLETE THE FOLLOWING:

WHAT DIRECTION WERE YOU MOVING?

	NORTH		EAST
	SOUTH		WEST
	NORTHEAST		SOUTHEAST
	NORTHWEST		SOUTHWEST

HOW FAST WERE YOU MOVING?

DID YOU STOP ANYTIME WHILE OBSERVING THE PHENOMENON? ☑ YES ☐ NO

EXPLAIN WHETHER SUCH MOVEMENT AFFECTS YOUR SKETCHES IN ITEMS 5 AND 6.

DESCRIBE TYPE OF VEHICLE YOU WERE IN AND TYPE OF ROAD, TERRAIN OR BODY OF WATER YOU TRAVERSED DURING THE SIGHTING. STATE WHETHER WINDOWS OR CONVERTIBLE TOP WERE UP OR DOWN.

HOW MUCH OTHER TRAFFIC WAS THERE?

Not much.

DID YOU NOTICE ANY AIRPLANES? ☐ YES ☑ NO. IF "YES," DESCRIBE WHEN THEY WERE IN SIGHT RELATIVE TO THE TIME OF SIGHTING THE PHENOMENON AND WHERE THEY WERE IN THE SKY RELATIVE TO THE POSITION OF THE PHENOMENON.

9. HOW LONG WAS THE PHENOMENON IN SIGHT?

LENGTH OF TIME 10-15

	CERTAIN OF TIME		NOT VERY SURE
✓	FAIRLY CERTAIN		JUST A GUESS

HOW WAS TIME DETERMINED?

WAS THE PHENOMENON IN SIGHT CONTINUOUSLY? ☐ YES ☑ NO. IF "NO," INDICATE WHETHER THIS IS DUE TO YOUR MOVEMENT OR THE BEHAVIOR OF THE PHENOMENON, AND DESCRIBE SUCH MOVEMENT OR BEHAVIOR. INDICATE DISAPPEARANCES ON PREVIOUS SKETCHES.

yes except for ≈ 1 min. when in light of street.

15. DRAW A PICTURE THAT WILL SHOW THE SHAPE OF THE PHENOMENON. INCLUDE AND LABEL ANY DETAILS THAT MIGHT HAVE APPEARED AS WINGS OR PROTRUSIONS, AND INDICATE EXHAUST OR VAPOR TRAILS. INDICATE BY AN ARROW THE DIRECTION THE PHENOMENON WAS MOVING.

a light when first seen
seemed to have straight pattern -
no outline as comp seen -
like lights around saucer con't see
ends of lights -

16. WHAT WAS THE ANGULAR SIZE? HOLD A MATCH AT ARM'S LENGTH IN FRONT OF A KNOWN OBJECT, SUCH AS A STREET LAMP OR THE MOON. NOTE HOW MUCH OF THE OBJECT IS COVERED BY THE HEAD OF THE MATCH. NOW IF YOU HAD BEEN ABLE TO PERFORM THIS EXPERIMENT AT THE TIME OF THE SIGHTING, ESTIMATE WHAT FRACTION OF THE PHENOMENON WOULD HAVE BEEN COVERED BY THE MATCH HEAD.

$\frac{3}{8}$ at least pt.

13. DID THE PHENOMENON	YES	NO	UNKNOWN
MOVE IN A STRAIGHT LINE?		✓	
STAND STILL AT ANYTIME?	✓		
SUDDENLY SPEED UP AND RUN AWAY?	✓	then stood again	
BREAK UP IN PARTS AND EXPLODE?		✓	
CHANGE COLOR?		✓	
GIVE OFF SMOKE?		✓	
CHANGE BRIGHTNESS?	✓	then back again.	
CHANGE SHAPE? cylinder - then round - long burner			
FLASH OR FLICKER? like synchronized lights flash for rear			
DISAPPEAR AND REAPPEAR?		✓	
SPIN LIKE A TOP?		✓	
MAKE A NOISE?		✓	
FLUTTER OR WOBBLE? after flashing lights			

14. WHAT DREW YOUR ATTENTION TO THE PHENOMENON?

" strange looking lights "
1st like Comet tail.

A. HOW DID IT FINALLY DISAPPEAR?

Over horizon.

B. DID THE PHENOMENON MOVE BEHIND OR IN FRONT OF SOMETHING, LIKE A CLOUD, TREE, OR BUILDING AT ANY TIME?
☐ YES ☑ NO. IF "YES," DESCRIBE.

22. HAVE YOU EVER SEEN THIS OR A SIMILAR PHENOMENON BEFORE? ☐ YES ☑ NO. IF "YES," GIVE DATE AND LOCATION.

23. WAS ANYONE WITH YOU AT THE TIME YOU SAW THE PHENOMENON? ☐ YES ☑ NO. IF "YES," DID THEY SEE IT TOO? ☐ YES ☐ NO.

A. LIST THEIR NAMES AND ADDRESSES

Stupid some people to look at it - Don't know them

24. GIVE THE FOLLOWING INFORMATION ABOUT YOURSELF

LAST NAME, FIRST NAME, MIDDLE NAME [redacted]

ADDRESS (Street, City, State and Zip Code) [redacted] LANE DAYTON 45439

TELEPHONE (Area code and number)	AGE		MALE		FEMALE
[redacted]		✓			

INDICATE ADDITIONAL INFORMATION INCLUDING OCCUPATION AND ANY EXPERIENCE WHICH MAY BE PERTINENT.

Dayton Police Officer.

25. WHEN AND TO WHOM DID YOU REPORT THAT YOU HAD SIGHTED THIS PHENOMENON?

NAME SDO - Patterson DAY 30 MONTH June YEAR 68

26. DATE YOU COMPLETED THIS QUESTIONNAIRE.

DAY 30 MONTH June YEAR 68

17. DID YOU OBSERVE THE PHENOMENON THROUGH ANY OF THE FOLLOWING? INCLUDE INFORMATION ON MODEL, TYPE, FILTER, LENS PRESCRIPTION OR OTHER APPLICABLE DATA.

✓	EYEGLASSES		CAMERA VIEWER
	SUNGLASSES		BINOCULARS
	WINDSHIELD		TELESCOPE
	SIDE WINDOW OF VEHICLE		THEODOLITE
	WINDOWPANE		OTHER

A. DO YOU ORDINARILY WEAR GLASSES? ☐ YES ☐ NO

B. DO YOU USE READING GLASSES? ☐ YES ☐ NO

18. WHAT WAS YOUR IMPRESSION OF THE SPEED OF THE PHENOMENON? GIVE ESTIMATE OF SPEED slow (80 mph) then fast (1500 mph) then (80 mph)

19. WHAT WAS YOUR IMPRESSION OF THE DISTANCE OF THE PHENOMENON? GIVE ESTIMATE OF DISTANCE ?.

20. IN ORDER THAT WE MAY OBTAIN AS CLEAR A PICTURE AS POSSIBLE OF WHAT YOU SAW, DESCRIBE IN YOUR OWN WORDS A COMMON OBJECT OR OBJECTS WHICH, WHEN PLACED IN THE SKY, SIMILAR TO WHERE YOU NOTED THE PHENOMENON, WOULD BEAR SOME RESEMBLANCE TO WHAT YOU SAW. DESCRIBE SIMILARITIES AND DIFFERENCES BETWEEN THE COMMON OBJECT AND WHAT YOU SAW.

21. DID YOU NOTICE ANY ODOR, NOISE, OR HEAT EMANATING FROM THE PHENOMENON OR ANY EFFECT ON YOURSELF, ANIMALS OR MACHINERY IN THE VICINITY? ☐ YES ☒ NO. IF "YES," DESCRIBE.

A. DID THE PHENOMENON DISTURB THE GROUND OR LEAVE ANY PHYSICAL EVIDENCE. ☐ YES ☑ NO. IF "YES," DESCRIBE.

27. INFORMATION WHICH YOU FEEL IS PERTINENT BUT WHICH IS NOT ADEQUATELY COVERED IN THIS QUESTIONNAIRE, ALTERNATIVELY PROVIDE A NARRATIVE EXPLANATION OF THE SIGHTING.

Just sat right -

Lights flicked systematically - like land - Space bar kept coming by. - Passed entire length at times.

1 Jul 68

DEPARTMENT OF THE AIR FORCE
HEADQUARTERS FOREIGN TECHNOLOGY DIVISION (AFSC)
WRIGHT-PATTERSON AIR FORCE BASE OHIO 45433

REPLY TO ATTN OF: TDPT (UFO)

JUL 3 1968

SUBJECT: UFO Observation , 1 July 1968

E

TO: [redacted] Pike
Dayton, Ohio 45449

Reference your recent unidentified flying object sighting which you reported to the Air Force. The information which we have received is not sufficient for a scientific investigation. Request you complete the attached AF Form 117 and return it in the self-addressed envelope. Thank you for reporting your observation to the Air Force.

HECTOR QUINTANILLA, Jr, Lt Colonel, USAF
Chief, Aerial Phenomena Office
Aerospace Technologies Division
Production Directorate

1 Atch
AF Form 117 w/envelope

1 July 68

AFR 80-17(C1)

SIGHTING OF UNIDENTIFIED PHENOMENA QUESTIONNAIRE

BUDGET BUREAU APPROVAL NUMBER 21-R258

THIS QUESTIONNAIRE HAS BEEN PREPARED SO THAT YOU CAN GIVE THE U.S. AIR FORCE AS MUCH INFORMATION AS POSSIBLE CONCERNING THE UNIDENTIFIED PHENOMENON THAT YOU HAVE OBSERVED. PLEASE TRY TO ANSWER ALL OF THE QUESTIONS. THE INFORMATION YOU GIVE WILL BE USED FOR RESEARCH PURPOSES. YOUR NAME WILL NOT BE USED IN CONNECTION WITH ANY OF YOUR STATEMENTS OR CONCLUSIONS WITHOUT YOUR PERMISSION. RETURN TO AIR FORCE BASE INVESTIGATOR FOR FORWARDING TO FTD (TDETR), WRIGHT-PATTERSON AFB, OHIO 45433, IAW AFR 80-17. *(IF ADDITIONAL SHEETS ARE NEEDED FOR NARRATIVE OR SKETCHES ATTACH SECURELY TO THIS FORM OR ANNOTATE WITH YOUR NAME FOR IDENTIFICATION.)*

1. WHEN DID YOU SEE THE PHENOMENON?

DAY _____ MONTH _____ YEAR _____

2. WHAT TIME DID YOU FIRST SIGHT THE PHENOMENON?

HOUR _____ MINUTES _____ ☐ A.M. ☐ P.M.

3. WHAT TIME DID YOU LAST SIGHT THE PHENOMENON?

HOUR _____ MINUTES _____ ☐ A.M. ☐ P.M.

4. TIME ZONE ☐ DAYLIGHT SAVINGS ☐ STANDARD

☐ EASTERN ☐ CENTRAL ☐ MOUNTAIN ☐ PACIFIC ☐ OTHER

5. WHERE WERE YOU WHEN YOU SAW THE PHENOMENON? IF IN CITY, GIVE THE NEAREST STREET ADDRESS AND INDICATE ON A HAND DRAWN MAP WHERE YOU WERE STANDING WITH REFERENCE TO THE ADDRESS. IF IN THE COUNTRY, IDENTIFY THE HIGHWAY YOU WERE ON OR NEAR AND TRY TO FIX A DISTANCE AND DIRECTION FROM SOME RECOGNIZABLE LANDMARK.

We saw the object out of city limits old Rt 25

6. IMAGINE YOU ARE AT THE POINT SHOWN IN THE SKETCH, PLACE AN "A" ON THE CURVED LINE TO SHOW HOW HIGH THE PHENOMENON WAS ABOVE THE HORIZON, OR SKYLINE. WHEN FIRST SEEN. PLACE A "B" ON THE SAME CURVED LINE TO SHOW HOW HIGH ABOVE THE HORIZON THE PHENOMENON WAS WHEN LAST SEEN.

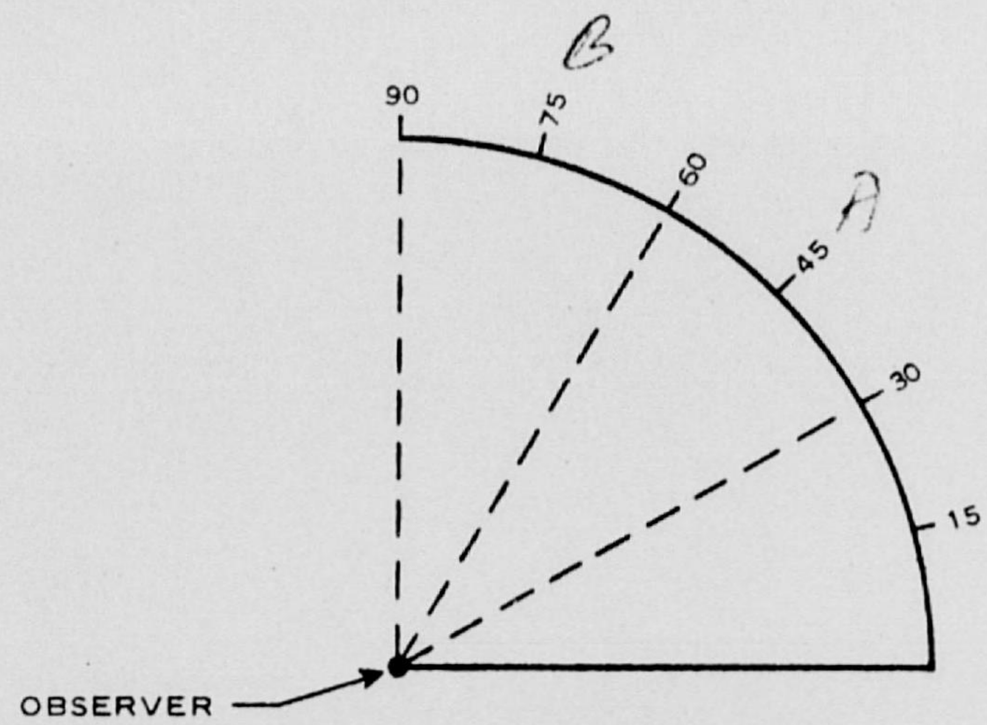

AF FORM AUG 67 117

6A. NOW IMAGINE YOU ARE AT THE CENTER OF THE COMPASS ROSE. PLACE AN "A" ON THE COMPASS TO INDICATE THE DIRECTION TO THE PHENOMENON WHEN FIRST SEEN. PLACE A "B" ON THE COMPASS TO INDICATE THE DIRECTION TO THE PHENOMENON WHEN LAST SEEN.

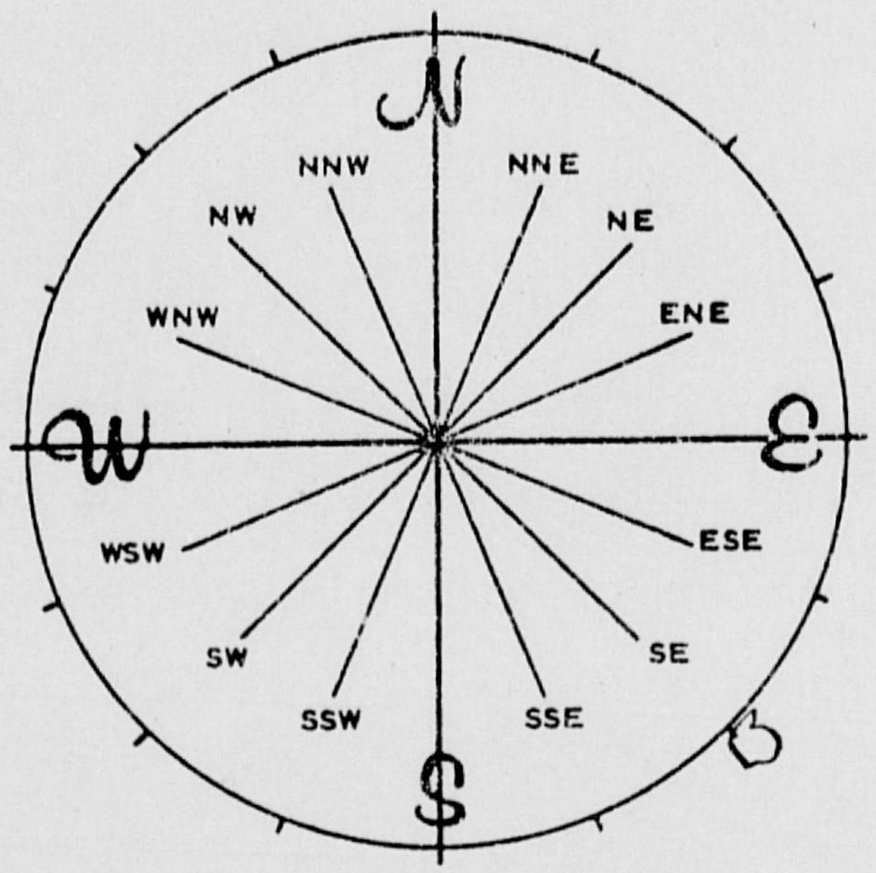

7. IN THE SKETCH BELOW, PLACE AN "A" AT THE POSITION OF THE PHENOMENON WHEN FIRST SEEN, AND A "B" AT THE POSITION OF THE PHENOMENON WHEN LAST SEEN. CONNECT THE "A" AND "B" WITH A LINE TO APPROXIMATE THE MOVEMENT OF THE PHENOMENON BETWEEN "A" AND "B". THAT IS, SCHEMATICALLY SHOW WHETHER THE MOVEMENT APPEARED TO BE STRAIGHT, CURVED OR ZIG-ZAG. REFER TO SMALLER SKETCH AS AN EXAMPLE OF HOW TO COMPLETE THE LARGER SKETCH.



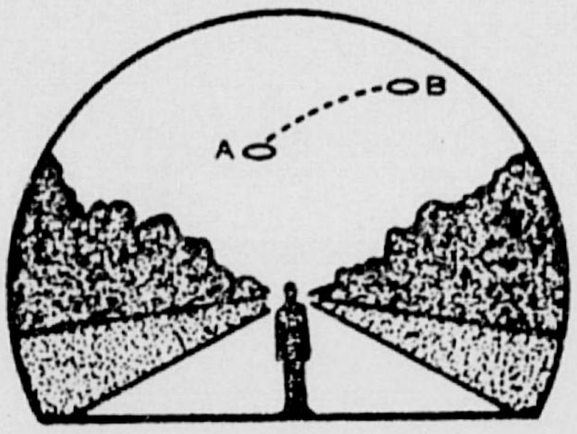

10. IF THERE WERE MORE THAN ONE PHENOMENON, HOW MANY WERE THERE? DRAW A PICTURE TO SHOW HOW THEY WERE ARRANGED. DID THIS ARRANGEMENT CHANGE DURING THE SIGHTING?

They had
white lights and
of sight then there
was one

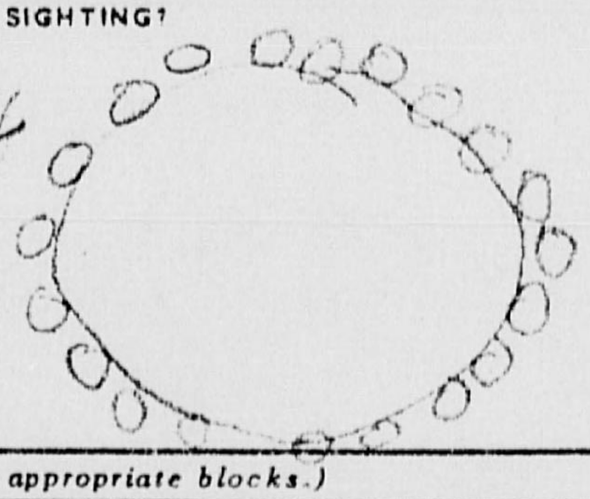

11. CONDITIONS *(Check appropriate blocks.)*

A. SKY		B. WEATHER			
	DAY		CUMULUS CLOUDS *(Low fluffy)*		FOG OR MIST
✓	TWILIGHT		CIRRUS CLOUDS *(High fleecy or Herring-bone)*		HEAVY RAIN
	NIGHT				LIGHT RAIN OR DRIZZLE
✓	CLEAR		NIMBUS CLOUDS *(Rain)*		HAIL
	PARTLY CLOUDY		CUMULONIMBUS CLOUDS *(Thunderstorms)*		SNOW OR SLEET
	COMPLETELY OVERCAST				UNKNOWN
			HAZE OR SMOG		NONE OF THE ABOVE

C. IF THE SIGHTING WAS AT TWILIGHT OR NIGHT, WHAT DID YOU NOTICE ABOUT THE STARS AND MOON?

(1) STARS		(2) MOON			
	NONE		BRIGHT MOONLIGHT		NO MOONLIGHT
✓	A FEW		MOON WITH HALO		UNKNOWN
	MANY		MOON HIDDEN BY CLOUDS		
	UNKNOWN		PARTIAL *(New or quarter)*		

D. IF SIGHTING WAS IN DAYLIGHT, WAS THE SUN VISIBLE? ☐ YES ☑ NO. IF "YES," WHERE WAS THE SUN AS YOU FACED THE PHENOMENON?

	IN FRONT OF YOU		TO YOUR RIGHT		OVERHEAD *(Near noon)*
	IN BACK OF YOU		TO YOUR LEFT		UNKNOWN

E. SPECIFY THE MAJOR SOURCE OF ILLUMINATION PRESENT DURING THE SIGHTING, SUCH AS THE SUN, HEADLIGHTS OR STREET LAMP, ETC. FOR TERRESTRIAL ILLUMINATION, SPECIFY DISTANCE TO LIGHT SOURCE.

12. GIVE A BRIEF DESCRIPTION OF THE PHENOMENON, INDICATING WHETHER IT APPEARED DARK OR LIGHT, WHETHER IT REFLECTED LIGHT OR WAS SELF-LUMINOUS AND WHAT COLORS YOU NOTICED. DESCRIBE YOUR IMPRESSION OF WHETHER IT WAS SOLID OR TRANSPARENT, WHETHER EDGES WERE SHARP OR FUZZY. DESCRIBE THE SHAPE OR INDICATE IF IT APPEARED AS A POINT OF LIGHT. INDICATE COMPARISONS WITH OTHER OBSERVED OBJECTS, LIKE STARS, A LIGHT OR OTHER OBJECT IN YOUR FIELD OF VIEW.

It was dark yet and had
lights all around it

8. WHERE WERE YOU WHEN YOU SAW THE PHENOMENON? *(Check appropriate blocks.)*

X	OUTDOORS		IN BUSINESS SECTION OF CITY
	IN BUILDING		IN RESIDENTIAL SECTION OF CITY
	IN CAR ☐ AS DRIVER ☐ AS PASSENGER		IN OPEN COUNTRYSIDE
	IN BOAT		NEAR AIRFIELD
	IN AIRPLANE ☐ AS PILOT ☐ AS PASSENGER		FLYING OVER CITY
	OTHER	+	FLYING OVER OPEN COUNTRY
			OTHER

A. IF YOU WERE IN A VEHICLE, COMPLETE THE FOLLOWING:

WHAT DIRECTION WERE YOU MOVING?

	NORTH		EAST
V	SOUTH		WEST
	NORTHEAST		SOUTHEAST
	NORTHWEST		SOUTHWEST

HOW FAST WERE YOU MOVING?

DID YOU STOP ANYTIME WHILE OBSERVING THE PHENOMENON?

☒ YES ☐ NO

EXPLAIN WHETHER SUCH MOVEMENT AFFECTS YOUR SKETCHES IN ITEMS 5 AND 6.

DESCRIBE TYPE OF VEHICLE YOU WERE IN AND TYPE OF ROAD, TERRAIN OR BODY OF WATER YOU TRAVERSED DURING THE SIGHTING. STATE WHETHER WINDOWS OR CONVERTIBLE TOP WERE UP OR DOWN.

HOW MUCH OTHER TRAFFIC WAS THERE?

DID YOU NOTICE ANY AIRPLANES? ☐ YES ☑ NO. IF "YES," DESCRIBE WHEN THEY WERE IN SIGHT RELATIVE TO THE TIME OF SIGHTING THE PHENOMENON AND WHERE THEY WERE IN THE SKY RELATIVE TO THE POSITION OF THE PHENOMENON.

9. HOW LONG WAS THE PHENOMENON IN SIGHT?

LENGTH OF TIME 5 minutes		CERTAIN OF TIME	93	NOT VERY SURE	
		FAIRLY CERTAIN		JUST A GUESS	

HOW WAS TIME DETERMINED?

WAS THE PHENOMENON IN SIGHT CONTINUOUSLY? ☑ YES ☐ NO. IF "NO," INDICATE WHETHER THIS IS DUE TO YOUR MOVEMENT OR THE BEHAVIOR OF THE PHENOMENON, AND DESCRIBE SUCH MOVEMENT OR BEHAVIOR. INDICATE DISAPPEARANCES ON PREVIOUS SKETCHES.

15. DRAW A PICTURE THAT WILL SHOW THE SHAPE OF THE PHENOMENON. INCLUDE AND LABEL ANY DETAILS THAT MIGHT HAVE APPEARED AS WINGS OR PROTRUSIONS, AND INDICATE EXHAUST OR VAPOR TRAILS. INDICATE BY AN ARROW THE DIRECTION THE PHENOMENON WAS MOVING.



16. WHAT WAS THE ANGULAR SIZE? HOLD A MATCH AT ARM'S LENGTH IN FRONT OF A KNOWN OBJECT, SUCH AS A STREET LAMP OR THE MOON. NOTE HOW MUCH OF THE OBJECT IS COVERED BY THE HEAD OF THE MATCH. NOW IF YOU HAD BEEN ABLE TO PERFORM THIS EXPERIMENT AT THE TIME OF THE SIGHTING, ESTIMATE WHAT FRACTION OF THE PHENOMENON WOULD HAVE BEEN COVERED BY THE MATCH HEAD.

13. DID THE PHENOMENON	YES	NO	UNKNOWN
MOVE IN A STRAIGHT LINE?	✓		
STAND STILL AT ANYTIME?	✓		
SUDDENLY SPEED UP AND RUN AWAY?			
BREAK UP IN PARTS AND EXPLODE?			
CHANGE COLOR?			
GIVE OFF SMOKE?	✓		
CHANGE BRIGHTNESS?			
CHANGE SHAPE?			
FLASH OR FLICKER?	✓		
DISAPPEAR AND REAPPEAR?			
SPIN LIKE A TOP?			✓
MAKE A NOISE?		✓	
FLUTTER OR WOBBLE?		✓	

14. WHAT DREW YOUR ATTENTION TO THE PHENOMENON?

we were standing outside and suddenly noticed our house with bright lights.

A. HOW DID IT FINALLY DISAPPEAR?

out of sight.

B. DID THE PHENOMENON MOVE BEHIND OR IN FRONT OF SOMETHING, LIKE A CLOUD, TREE, OR BUILDING AT ANY TIME?
☐ YES ☑ NO. IF "YES," DESCRIBE.

22. HAVE YOU EVER SEEN THIS OR A SIMILAR PHENOMENON BEFORE? ☐ YES ☑ NO. IF "YES," GIVE DATE AND LOCATION.

23. WAS ANYONE WITH YOU AT THE TIME YOU SAW THE PHENOMENON? ☑ YES ☐ NO. IF "YES," DID THEY SEE IT TOO? ☐ YES ☐ NO.

A. LIST THEIR NAMES AND ADDRESSES

[redacted] JP

GIVE THE FOLLOWING INFORMATION ABOUT YOURSELF

LAST NAME, FIRST NAME, MIDDLE NAME

[redacted]

ADDRESS [redacted] RK

TELEPHONE (Area code and number) [redacted]

AGE		MALE		FEMALE
42			✓	

INDICATE ADDITIONAL INFORMATION INCLUDING OCCUPATION AND ANY EXPERIENCE WHICH MAY BE PERTINENT.

25. WHEN AND TO WHOM DID YOU REPORT THAT YOU HAD SIGHTED THIS PHENOMENON?

NAME A.F.B. Wright-Pat Field DAY _____ MONTH _____ YEAR _____

26. DATE YOU COMPLETED THIS QUESTIONNAIRE.

DAY 7 MONTH 9 YEAR 68

17. DID YOU OBSERVE THE PHENOMENON THROUGH ANY OF THE FOLLOWING? INCLUDE INFORMATION ON MODEL, TYPE, FILTER, LENS PRESCRIPTION OR OTHER APPLICABLE DATA.

	EYEGLASSES		CAMERA VIEWER
	SUNGLASSES		BINOCULARS
	WINDSHIELD		TELESCOPE
	SIDE WINDOW OF VEHICLE		THEODOLITE
	WINDOWPANE		OTHER

A. DO YOU ORDINARILY WEAR GLASSES? ☐ YES ☑ NO

B. DO YOU USE READING GLASSES? ☐ YES ☑ NO

18. WHAT WAS YOUR IMPRESSION OF THE SPEED OF THE PHENOMENON? GIVE ESTIMATE OF SPEED 15 mi.

19. WHAT WAS YOUR IMPRESSION OF THE DISTANCE OF THE PHENOMENON? GIVE ESTIMATE OF DISTANCE 5 miles.

20. IN ORDER THAT WE MAY OBTAIN AS CLEAR A PICTURE AS POSSIBLE OF WHAT YOU SAW, DESCRIBE IN YOUR OWN WORDS A COMMON OBJECT OR OBJECTS WHICH, WHEN PLACED IN THE SKY, SIMILAR TO WHERE YOU NOTED THE PHENOMENON, WOULD BEAR SOME RESEMBLANCE TO WHAT YOU SAW. DESCRIBE SIMILARITIES AND DIFFERENCES BETWEEN THE COMMON OBJECT AND WHAT YOU SAW.

21. DID YOU NOTICE ANY ODOR, NOISE, OR HEAT EMANATING FROM THE PHENOMENON OR ANY EFFECT ON YOURSELF, ANIMALS OR MACHINERY IN THE VICINITY? ☐ YES ☑ NO. IF "YES," DESCRIBE.

A. DID THE PHENOMENON DISTURB THE GROUND OR LEAVE ANY PHYSICAL EVIDENCE. ☐ YES ☑ NO. IF "YES," DESCRIBE.

6A. NOW IMAGINE YOU ARE AT THE CENTER OF THE COMPASS ROSE. PLACE AN "A" ON THE COMPASS TO INDICATE THE DIRECTION TO THE PHENOMENON WHEN FIRST SEEN. PLACE A "B" ON THE COMPASS TO INDICATE THE DIRECTION TO THE PHENOMENON WHEN LAST SEEN.

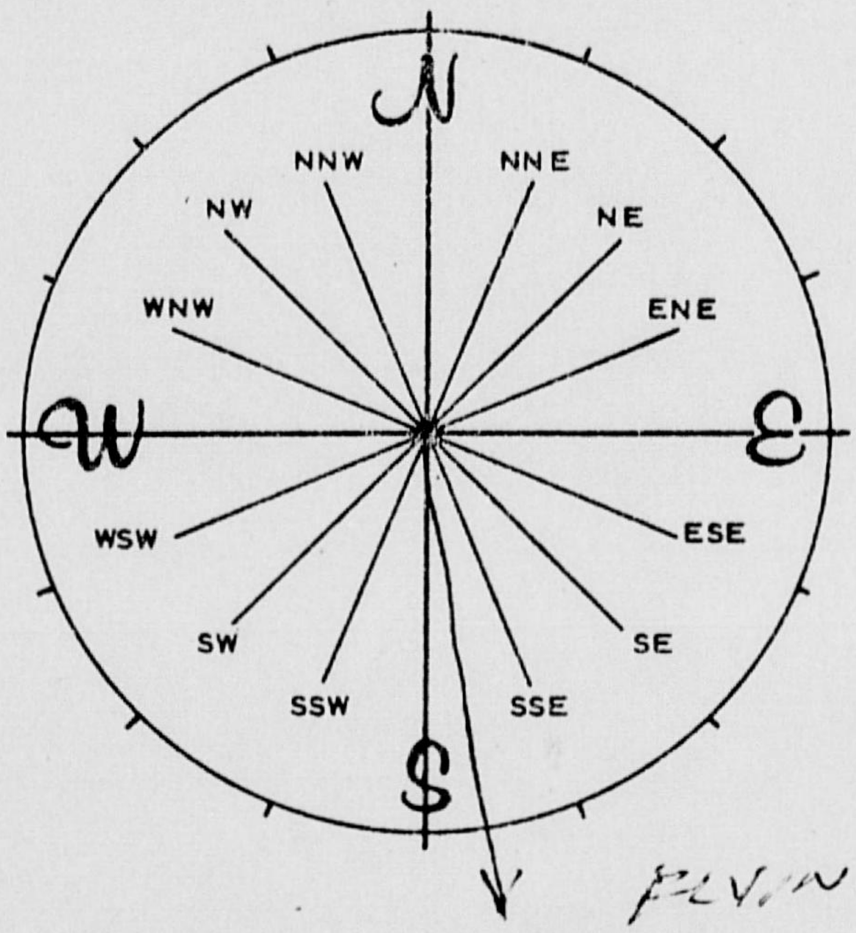

7. IN THE SKETCH BELOW, PLACE AN "A" AT THE POSITION OF THE PHENOMENON WHEN FIRST SEEN, AND A "B" AT THE POSITION OF THE PHENOMENON WHEN LAST SEEN. CONNECT THE "A" AND "B" WITH A LINE TO APPROXIMATE THE MOVEMENT OF THE PHENOMENON BETWEEN "A" AND "B". THAT IS, SCHEMATICALLY SHOW WHETHER THE MOVEMENT APPEARED TO BE STRAIGHT, CURVED OR ZIG-ZAG. REFER TO SMALLER SKETCH AS AN EXAMPLE OF HOW TO COMPLETE THE LARGER SKETCH.

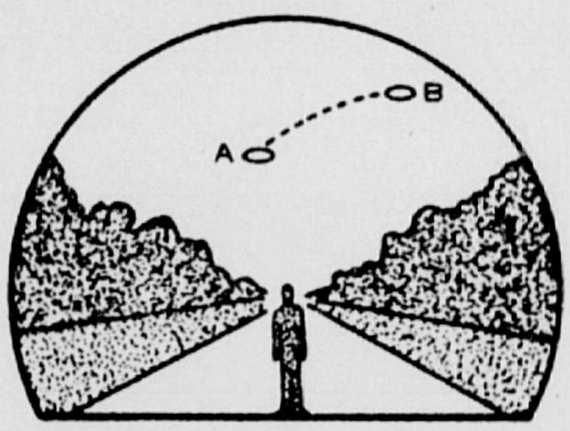

AFR 80-17(C1)

SIGHTING OF UNIDENTIFIED PHENOMENA QUESTIONNAIRE

BUDGET BUREAU APPROVAL NUMBER 21-R258

THIS QUESTIONNAIRE HAS BEEN PREPARED SO THAT YOU CAN GIVE THE U.S. AIR FORCE AS MUCH INFORMATION AS POSSIBLE CONCERNING THE UNIDENTIFIED PHENOMENON THAT YOU HAVE OBSERVED. PLEASE TRY TO ANSWER ALL OF THE QUESTIONS. THE INFORMATION YOU GIVE WILL BE USED FOR RESEARCH PURPOSES. YOUR NAME WILL NOT BE USED IN CONNECTION WITH ANY OF YOUR STATEMENTS OR CONCLUSIONS WITHOUT YOUR PERMISSION. RETURN TO AIR FORCE BASE INVESTIGATOR FOR FORWARDING TO FTD (TDETR), WRIGHT-PATTERSON AFB, OHIO 45433, IAW AFR 80-17. *(IF ADDITIONAL SHEETS ARE NEEDED FOR NARRATIVE OR SKETCHES ATTACH SECURELY TO THIS FORM OR ANNOTATE WITH YOUR NAME FOR IDENTIFICATION.)*

1. WHEN DID YOU SEE THE PHENOMENON?
   DAY 14 July MONTH _____ YEAR _____

2. WHAT TIME DID YOU FIRST SIGHT THE PHENOMENON?
   HOUR 1010 MINUTES _____ ☐ A.M. ☒ P.M.

3. WHAT TIME DID YOU LAST SIGHT THE PHENOMENON?
   HOUR 1015 MINUTES _____ ☐ A.M. ☐ P.M.

4. TIME ZONE ☒ DAYLIGHT SAVINGS ☐ STANDARD
   ☒ EASTERN ☐ CENTRAL ☐ MOUNTAIN ☐ PACIFIC ☐ OTHER

5. WHERE WERE YOU WHEN YOU SAW THE PHENOMENON? IF IN CITY, GIVE THE NEAREST STREET ADDRESS AND INDICATE ON A HAND DRAWN MAP WHERE YOU WERE STANDING WITH REFERENCE TO THE ADDRESS. IF IN THE COUNTRY, IDENTIFY THE HIGHWAY YOU WERE ON OR NEAR AND TRY TO FIX A DISTANCE AND DIRECTION FROM SOME RECOGNIZABLE LANDMARK.

Miamisburg RT. 25 by UNDER PASS.

6. IMAGINE YOU ARE AT THE POINT SHOWN IN THE SKETCH, PLACE AN "A" ON THE CURVED LINE TO SHOW HOW HIGH THE PHENOMENON WAS ABOVE THE HORIZON, OR SKYLINE. WHEN FIRST SEEN. PLACE A "B" ON THE SAME CURVED LINE TO SHOW HOW HIGH ABOVE THE HORIZON THE PHENOMENON WAS WHEN LAST SEEN.

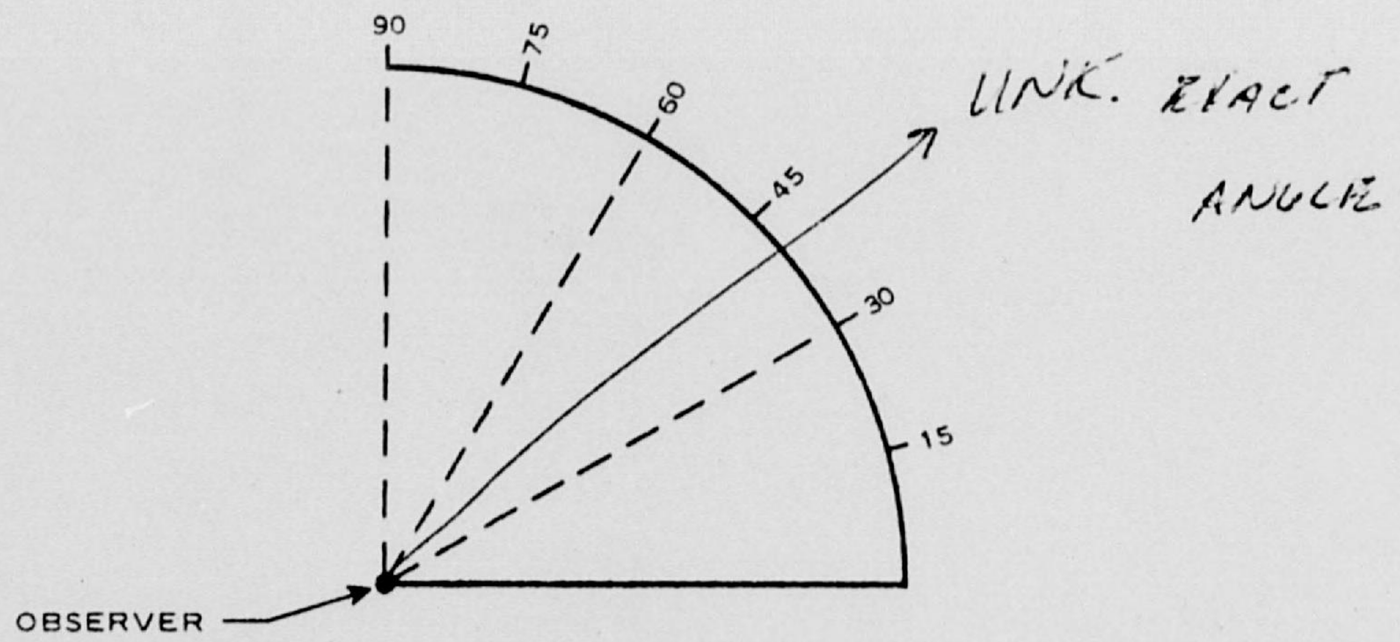

AF FORM AUG 67 117

10. IF THERE WERE MORE THAN ONE PHENOMENON, HOW MANY WERE THERE? DRAW A PICTURE TO SHOW HOW THEY WERE ARRANGED. DID THIS ARRANGEMENT CHANGE DURING THE SIGHTING?

11. CONDITIONS *(Check appropriate blocks.)*

A. SKY		B. WEATHER			
	DAY		CUMULUS CLOUDS *(Low fluffy)*		FOG OR MIST
	TWILIGHT		CIRRUS CLOUDS *(High fleecy or Herring-bone)*		HEAVY RAIN
	NIGHT				LIGHT RAIN OR DRIZZLE
✓	CLEAR		NIMBUS CLOUDS *(Rain)*		HAIL
	PARTLY CLOUDY		CUMULONIMBUS CLOUDS *(Thunderstorms)*		SNOW OR SLEET
	COMPLETELY OVERCAST				UNKNOWN
			HAZE OR SMOG		NONE OF THE ABOVE

C. IF THE SIGHTING WAS AT TWILIGHT OR NIGHT, WHAT DID YOU NOTICE ABOUT THE STARS AND MOON?

(1) STARS		(2) MOON			
	NONE		BRIGHT MOONLIGHT		NO MOONLIGHT
✓	A FEW	✓	MOON WITH HALO	✓	UNKNOWN
	MANY		MOON HIDDEN BY CLOUDS		
	UNKNOWN		PARTIAL *(New or quarter)*		

D. IF SIGHTING WAS IN DAYLIGHT, WAS THE SUN VISIBLE? ☐ YES ☐ NO. IF "YES," WHERE WAS THE SUN AS YOU FACED THE PHENOMENON?

	IN FRONT OF YOU		TO YOUR RIGHT		OVERHEAD *(Near noon)*
	IN BACK OF YOU		TO YOUR LEFT		UNKNOWN

E. SPECIFY THE MAJOR SOURCE OF ILLUMINATION PRESENT DURING THE SIGHTING, SUCH AS THE SUN, HEADLIGHTS OR STREET LAMP, ETC. FOR TERRESTRIAL ILLUMINATION, SPECIFY DISTANCE TO LIGHT SOURCE.

12. GIVE A BRIEF DESCRIPTION OF THE PHENOMENON, INDICATING WHETHER IT APPEARED DARK OR LIGHT, WHETHER IT REFLECTED LIGHT OR WAS SELF-LUMINOUS AND WHAT COLORS YOU NOTICED. DESCRIBE YOUR IMPRESSION OF WHETHER IT WAS SOLID OR TRANSPARENT, WHETHER EDGES WERE SHARP OR FUZZY. DESCRIBE THE SHAPE OR INDICATE IF IT APPEARED AS A POINT OF LIGHT. INDICATE COMPARISONS WITH OTHER OBSERVED OBJECTS, LIKE STARS, A LIGHT OR OTHER OBJECT IN YOUR FIELD OF VIEW.

HAD OWN LIGHTS WHITE LIGHTS

BIG AND ROUND & SPINNING

8. WHERE WERE YOU WHEN YOU SAW THE PHENOMENON? *(Check appropriate blocks.)*

✓	OUTDOORS IN FRONT OF HOUSE		IN BUSINESS SECTION OF CITY
	IN BUILDING	✓	IN RESIDENTIAL SECTION OF CITY
	IN CAR ☐ AS DRIVER ☐ AS PASSENGER		IN OPEN COUNTRYSIDE
	IN BOAT		NEAR AIRFIELD
	IN AIRPLANE ☐ AS PILOT ☐ AS PASSENGER		FLYING OVER CITY
	OTHER		FLYING OVER OPEN COUNTRY
			OTHER

A. IF YOU WERE IN A VEHICLE, COMPLETE THE FOLLOWING:

WHAT DIRECTION WERE YOU MOVING?				HOW FAST WERE YOU MOVING?
	NORTH		EAST	
	SOUTH		WEST	DID YOU STOP ANYTIME WHILE OBSERVING THE PHENOMENON? ☐ YES ☐ NO
	NORTHEAST		SOUTHEAST	
	NORTHWEST		SOUTHWEST	

EXPLAIN WHETHER SUCH MOVEMENT AFFECTS YOUR SKETCHES IN ITEMS 5 AND 6.

DESCRIBE TYPE OF VEHICLE YOU WERE IN AND TYPE OF ROAD, TERRAIN OR BODY OF WATER YOU TRAVERSED DURING THE SIGHTING. STATE WHETHER WINDOWS OR CONVERTIBLE TOP WERE UP OR DOWN.

HOW MUCH OTHER TRAFFIC WAS THERE?

DID YOU NOTICE ANY AIRPLANES? ☑ YES ☐ NO. IF "YES," DESCRIBE WHEN THEY WERE IN SIGHT RELATIVE TO THE TIME OF SIGHTING THE PHENOMENON AND WHERE THEY WERE IN THE SKY RELATIVE TO THE POSITION OF THE PHENOMENON.

AIRPLANE IN ARR.

9. HOW LONG WAS THE PHENOMENON IN SIGHT?

LENGTH OF TIME				
5 Min.	✓	CERTAIN OF TIME		NOT VERY SURE
		FAIRLY CERTAIN		JUST A GUESS

HOW WAS TIME DETERMINED?

GUESSED.

WAS THE PHENOMENON IN SIGHT CONTINUOUSLY? ☑ YES ☐ NO. IF "NO," INDICATE WHETHER THIS IS DUE TO YOUR MOVEMENT OR THE BEHAVIOR OF THE PHENOMENON, AND DESCRIBE SUCH MOVEMENT OR BEHAVIOR. INDICATE DISAPPEARANCES ON PREVIOUS SKETCHES.

15. DRAW A PICTURE THAT WILL SHOW THE SHAPE OF THE PHENOMENON. INCLUDE AND LABEL ANY DETAILS THAT MIGHT HAVE APPEARED AS WINGS OR PROTRUSIONS, AND INDICATE EXHAUST OR VAPOR TRAILS. INDICATE BY AN ARROW THE DIRECTION THE PHENOMENON WAS MOVING.



Had lights around it

16. WHAT WAS THE ANGULAR SIZE? HOLD A MATCH AT ARM'S LENGTH IN FRONT OF A KNOWN OBJECT, SUCH AS A STREET LAMP OR THE MOON. NOTE HOW MUCH OF THE OBJECT IS COVERED BY THE HEAD OF THE MATCH. NOW IF YOU HAD BEEN ABLE TO PERFORM THIS EXPERIMENT AT THE TIME OF THE SIGHTING, ESTIMATE WHAT FRACTION OF THE PHENOMENON WOULD HAVE BEEN COVERED BY THE MATCH HEAD.

13. DID THE PHENOMENON	YES	NO	UNKNOWN
MOVE IN A STRAIGHT LINE? Curve	✓		
STAND STILL AT ANY TIME?		✓	
SUDDENLY SPEED UP AND RUN AWAY? ATRND.	✓		
BREAK UP IN PARTS AND EXPLODE?		✓	
CHANGE COLOR?		✓	
GIVE OFF SMOKE?		✓	
CHANGE BRIGHTNESS?		✓	
CHANGE SHAPE?		✓	
FLASH OR FLICKER?			
DISAPPEAR AND REAPPEAR?			
SPIN LIKE A TOP?	✓		
MAKE A NOISE?		✓	
FLUTTER OR WOBBLE?			

14. WHAT DREW YOUR ATTENTION TO THE PHENOMENON?

THE LIGHTS.

A. HOW DID IT FINALLY DISAPPEAR?

ABOUT 2 miles AWAY READY TO CAMP.

B. DID THE PHENOMENON MOVE BEHIND OR IN FRONT OF SOMETHING, LIKE A CLOUD, TREE, OR BUILDING AT ANY TIME?
☐ YES ☐ NO. IF "YES," DESCRIBE.

YES, BEHIND TREES IT TRIED TO COME BACK.

22. HAVE YOU EVER SEEN THIS OR A SIMILAR PHENOMENON BEFORE? ☐ YES ☑ NO. IF "YES," GIVE DATE AND LOCATION.

23. WAS ANYONE WITH YOU AT THE TIME YOU SAW THE PHENOMENON? ☑ YES ☐ NO. IF "YES," DID THEY SEE IT TOO? ☑ YES ☐ NO.

A. LIST THEIR NAMES AND ADDRESSES [redacted] Cannot locate name in directory incorrect address

Detroit, Dayton

CINCINNATI

CINN & PIKE

Williamsburg.

24. GIVE THE FOLLOWING INFORMATION ABOUT YOURSELF

LAST NAME, FIRST NAME, MIDDLE NAME [redacted]

ADDRESS (Street, City, State and Zip Code) [redacted] (Spelling?) Pike Williamsburg.

TELEPHONE (Area code and number)	AGE		MALE		FEMALE
[redacted]	42.			✓	

INCLUDE ADDITIONAL INFORMATION INCLUDING OCCUPATION AND ANY EXPERIENCE WHICH MAY BE PERTINENT.

CINCINNATI

PREPARED BY CAPT. Hancock SDO

25. WHEN AND TO WHOM DID YOU REPORT THAT YOU HAD SIGHTED THIS PHENOMENON?

NAME _____ DAY _____ MONTH _____ YEAR _____

26. DATE YOU COMPLETED THIS QUESTIONNAIRE.

DAY _____ MONTH _____ YEAR _____

17. DID YOU OBSERVE THE PHENOMENON THROUGH ANY OF THE FOLLOWING? INCLUDE INFORMATION ON MODEL, TYPE, FILTER, LENS PRESCRIPTION OR OTHER APPLICABLE DATA.

	EYEGLASSES NO		CAMERA VIEWER NO
	SUNGLASSES NO		BINOCULARS NO
	WINDSHIELD NO		TELESCOPE NO
	SIDE WINDOW OF VEHICLE NO		THEODOLITE NO
	WINDOWPANE NO		OTHER NO

A. DO YOU ORDINARILY WEAR GLASSES? ☐ YES ☒ NO

B. DO YOU USE READING GLASSES? ☐ YES ☐ NO

18. WHAT WAS YOUR IMPRESSION OF THE SPEED OF THE PHENOMENON? GIVE ESTIMATE OF SPEED SLOW.

19. WHAT WAS YOUR IMPRESSION OF THE DISTANCE OF THE PHENOMENON? GIVE ESTIMATE OF DISTANCE _____.

20. IN ORDER THAT WE MAY OBTAIN AS CLEAR A PICTURE AS POSSIBLE OF WHAT YOU SAW, DESCRIBE IN YOUR OWN WORDS A COMMON OBJECT OR OBJECTS WHICH, WHEN PLACED IN THE SKY, SIMILAR TO WHERE YOU NOTED THE PHENOMENON, WOULD BEAR SOME RESEMBLANCE TO WHAT YOU SAW. DESCRIBE SIMILARITIES AND DIFFERENCES BETWEEN THE COMMON OBJECT AND WHAT YOU SAW.

21. DID YOU NOTICE ANY ODOR, NOISE, OR HEAT EMANATING FROM THE PHENOMENON OR ANY EFFECT ON YOURSELF, ANIMALS OR MACHINERY IN THE VICINITY? ☐ YES ☐ NO. IF "YES," DESCRIBE.

NO ODOR
NO NOISE
NO HEAT.

A. DID THE PHENOMENON DISTURB THE GROUND OR LEAVE ANY PHYSICAL EVIDENCE. ☐ YES ☐ NO. IF "YES," DESCRIBE.

NO.

5 Oct 68

DEPARTMENT OF THE AIR FORCE
HEADQUARTERS FOREIGN TECHNOLOGY DIVISION (AFSC)
WRIGHT-PATTERSON AIR FORCE BASE, OHIO 45433

REPLY TO ATTN OF: TDPT (UFO)

SUBJECT: UFO Observation , 5 July 1968

JUL 10 1968

TO: [redacted]
[redacted] Avenue Apt 303
Dayton, Ohio 45420

Reference your recent unidentified flying object sighting which you reported to the Air Force. The information which we have received is not sufficient for a scientific investigation. Request you complete the attached AF Form 117 and return it in the self-addressed envelope. Thank you for reporting your observation to the Air Force.

HECTOR QUINTANILLA, Jr, Lt Colonel, USAF
Chief, Aerial Phenomena Office
Aerospace Technologies Division
Production Directorate

1 Atch
AF Form 117 w/envelope

6A. NOW IMAGINE YOU ARE AT THE CENTER OF THE COMPASS ROSE. PLACE AN "A" ON THE COMPASS TO INDICATE THE DIRECTION TO THE PHENOMENON WHEN FIRST SEEN. PLACE A "B" ON THE COMPASS TO INDICATE THE DIRECTION TO THE PHENOMENON WHEN LAST SEEN.

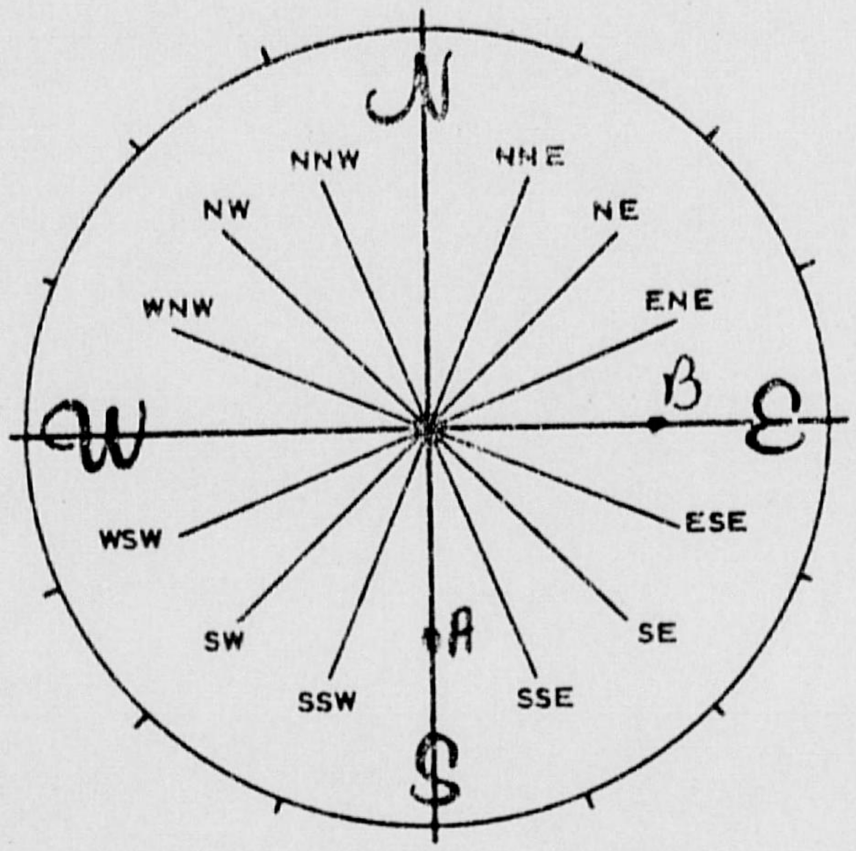

7. IN THE SKETCH BELOW, PLACE AN "A" AT THE POSITION OF THE PHENOMENON WHEN FIRST SEEN, AND A "B" AT THE POSITION OF THE PHENOMENON WHEN LAST SEEN. CONNECT THE "A" AND "B" WITH A LINE TO APPROXIMATE THE MOVEMENT OF THE PHENOMENON BETWEEN "A" AND "B". THAT IS, SCHEMATICALLY SHOW WHETHER THE MOVEMENT APPEARED TO BE STRAIGHT, CURVED OR ZIG-ZAG. REFER TO SMALLER SKETCH AS AN EXAMPLE OF HOW TO COMPLETE THE LARGER SKETCH.



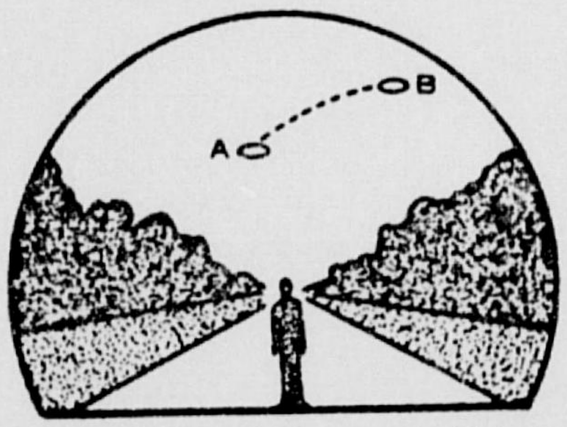

AFR 80-17(C1)

SIGHTING OF UNIDENTIFIED PHENOMENA QUESTIONNAIRE

BUDGET BUREAU APPROVAL NUMBER 21-R258

THIS QUESTIONNAIRE HAS BEEN PREPARED SO THAT YOU CAN GIVE THE U.S. AIR FORCE AS MUCH INFORMATION AS POSSIBLE CONCERNING THE UNIDENTIFIED PHENOMENON THAT YOU HAVE OBSERVED. PLEASE TRY TO ANSWER ALL OF THE QUESTIONS. THE INFORMATION YOU GIVE WILL BE USED FOR RESEARCH PURPOSES. YOUR NAME WILL NOT BE USED IN CONNECTION WITH ANY OF YOUR STATEMENTS OR CONCLUSIONS WITHOUT YOUR PERMISSION. RETURN TO AIR FORCE BASE INVESTIGATOR FOR FORWARDING TO FTD (TDETR), WRIGHT-PATTERSON AFB, OHIO 45433, IAW AFR 80-17. *(IF ADDITIONAL SHEETS ARE NEEDED FOR NARRATIVE OR SKETCHES ATTACH SECURELY TO THIS FORM OR ANNOTATE WITH YOUR NAME FOR IDENTIFICATION.)*

1. WHEN DID YOU SEE THE PHENOMENON?

DAY _____ MONTH _____ YEAR _____

2. WHAT TIME DID YOU FIRST SIGHT THE PHENOMENON?

HOUR 2230 MINUTES _____ ☐ A.M. ☐ P.M.

3. WHAT TIME DID YOU LAST SIGHT THE PHENOMENON?

HOUR 2233 MINUTES _____ ☐ A.M. ☐ P.M.

4. TIME/ZONE ☐ DAYLIGHT SAVINGS ☐ STANDARD

☐ EASTERN ☐ CENTRAL ☐ MOUNTAIN ☐ PACIFIC ☐ OTHER

5. WHERE WERE YOU WHEN YOU SAW THE PHENOMENON? IF IN CITY, GIVE THE NEAREST STREET ADDRESS AND INDICATE ON A HAND DRAWN MAP WHERE YOU WERE STANDING WITH REFERENCE TO THE ADDRESS. IF IN THE COUNTRY, IDENTIFY THE HIGHWAY YOU WERE ON OR NEAR AND TRY TO FIX A DISTANCE AND DIRECTION FROM SOME RECOGNIZABLE LANDMARK.

Driving southbound Riverside near Triangle park

6. IMAGINE YOU ARE AT THE POINT SHOWN IN THE SKETCH, PLACE AN "A" ON THE CURVED LINE TO SHOW HOW HIGH THE PHENOMENON WAS ABOVE THE HORIZON, OR SKYLINE, WHEN FIRST SEEN. PLACE A "B" ON THE SAME CURVED LINE TO SHOW HOW HIGH ABOVE THE HORIZON THE PHENOMENON WAS WHEN LAST SEEN.

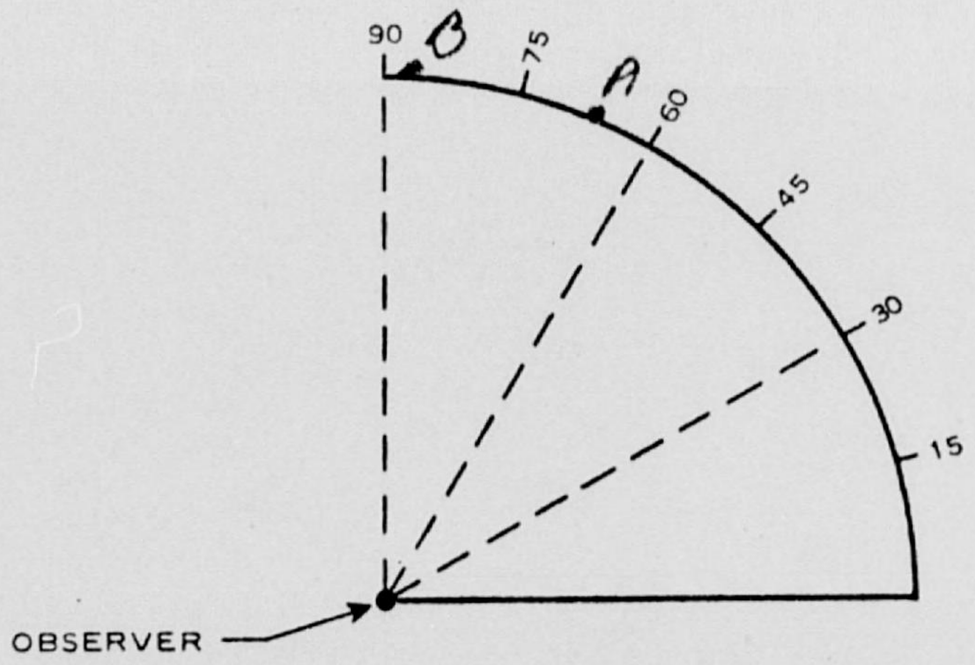

AF FORM AUG 67 117

10. IF THERE WERE MORE THAN ONE PHENOMENON, HOW MANY WERE THERE? DRAW A PICTURE TO SHOW HOW THEY WERE ARRANGED. DID THIS ARRANGEMENT CHANGE DURING THE SIGHTING?

11. CONDITIONS *(Check appropriate blocks.)*

A. SKY		B. WEATHER			
	DAY		CUMULUS CLOUDS *(Low fluffy)*		FOG OR MIST
	TWILIGHT		CIRRUS CLOUDS *(High fleecy or Herring-bone)*		HEAVY RAIN
√	NIGHT				LIGHT RAIN OR DRIZZLE
√	CLEAR		NIMBUS CLOUDS *(Rain)*		HAIL
	PARTLY CLOUDY		CUMULONIMBUS CLOUDS *(Thunderstorms)*		SNOW OR SLEET
	COMPLETELY OVERCAST				UNKNOWN
			HAZE OR SMOG		NONE OF THE ABOVE

C. IF THE SIGHTING WAS AT TWILIGHT OR NIGHT, WHAT DID YOU NOTICE ABOUT THE STARS AND MOON?

(1) STARS		(2) √ MOON		
	NONE	√	BRIGHT MOONLIGHT	NO MOONLIGHT
	A FEW		MOON WITH HALO	UNKNOWN
√	MANY		MOON HIDDEN BY CLOUDS	
	UNKNOWN		PARTIAL *(New or quarter)*	

D. IF SIGHTING WAS IN DAYLIGHT, WAS THE SUN VISIBLE? ☐ YES ☐ NO. IF "YES," WHERE WAS THE SUN AS YOU FACED THE PHENOMENON?

IN FRONT OF YOU	TO YOUR RIGHT		OVERHEAD *(Near noon)*
IN BACK OF YOU	TO YOUR LEFT		UNKNOWN

E. SPECIFY THE MAJOR SOURCE OF ILLUMINATION PRESENT DURING THE SIGHTING, SUCH AS THE SUN, HEADLIGHTS OR STREET LAMP, ETC. FOR TERRESTRIAL ILLUMINATION, SPECIFY DISTANCE TO LIGHT SOURCE.

lights blinking from right to left

12. GIVE A BRIEF DESCRIPTION OF THE PHENOMENON, INDICATING WHETHER IT APPEARED DARK OR LIGHT, WHETHER IT REFLECTED LIGHT OR WAS SELF-LUMINOUS AND WHAT COLORS YOU NOTICED. DESCRIBE YOUR IMPRESSION OF WHETHER IT WAS SOLID OR TRANSPARENT, WHETHER EDGES WERE SHARP OR FUZZY. DESCRIBE THE SHAPE OR INDICATE IF IT APPEARED AS A POINT OF LIGHT. INDICATE COMPARISONS WITH OTHER OBSERVED OBJECTS, LIKE STARS, A LIGHT OR OTHER OBJECT IN YOUR FIELD OF VIEW.

light - stopped-reflected some
light from the top
lights on the edges

8. WHERE WERE YOU WHEN YOU SAW THE PHENOMENON? *(Check appropriate blocks.)*

	OUTDOORS		IN BUSINESS SECTION OF CITY
	IN BUILDING	✓	IN RESIDENTIAL SECTION OF CITY
✓	IN CAR ☑ AS DRIVER ☐ AS PASSENGER		IN OPEN COUNTRYSIDE
	IN BOAT		NEAR AIRFIELD
	IN AIRPLANE ☐ AS PILOT ☐ AS PASSENGER		FLYING OVER CITY
	OTHER		FLYING OVER OPEN COUNTRY
			OTHER

A. IF YOU WERE IN A VEHICLE, COMPLETE THE FOLLOWING:

WHAT DIRECTION WERE YOU MOVING?

	NORTH		EAST
✓	SOUTH		WEST
	NORTHEAST		SOUTHEAST
	NORTHWEST		SOUTHWEST

HOW FAST WERE YOU MOVING?
35-40

DID YOU STOP ANYTIME WHILE OBSERVING THE PHENOMENON?
☑ YES ☐ NO

EXPLAIN WHETHER SUCH MOVEMENT AFFECTS YOUR SKETCHES IN ITEMS 5 AND 6.

DESCRIBE TYPE OF VEHICLE YOU WERE IN AND TYPE OF ROAD, TERRAIN OR BODY OF WATER YOU TRAVERSED DURING THE SIGHTING. STATE WHETHER WINDOWS OR CONVERTIBLE TOP WERE UP OR DOWN.
65 FORD-CONV overhead

HOW MUCH OTHER TRAFFIC WAS THERE?
average -

DID YOU NOTICE ANY AIRPLANES? ☐ YES ☑ NO. IF "YES," DESCRIBE WHEN THEY WERE IN SIGHT RELATIVE TO THE TIME OF SIGHTING THE PHENOMENON AND WHERE THEY WERE IN THE SKY RELATIVE TO THE POSITION OF THE PHENOMENON.

9. HOW LONG WAS THE PHENOMENON IN SIGHT?

LENGTH OF TIME 3 MIN

✓	CERTAIN OF TIME		NOT VERY SURE
	FAIRLY CERTAIN		JUST A GUESS

HOW WAS TIME DETERMINED?

WAS THE PHENOMENON IN SIGHT CONTINUOUSLY? ☑ YES ☐ NO. IF "NO," INDICATE WHETHER THIS IS DUE TO YOUR MOVEMENT OR THE BEHAVIOR OF THE PHENOMENON, AND DESCRIBE SUCH MOVEMENT OR BEHAVIOR. INDICATE DISAPPEARANCES ON PREVIOUS SKETCHES.

15. DRAW A PICTURE THAT WILL SHOW THE SHAPE OF THE PHENOMENON. INCLUDE AND LABEL ANY DETAILS THAT MIGHT HAVE APPEARED AS WINGS OR PROTRUSIONS, AND INDICATE EXHAUST OR VAPOR TRAILS. INDICATE BY AN ARROW THE DIRECTION THE PHENOMENON WAS MOVING.



white light around edges



lights around the edges light reflecting from the top

16. WHAT WAS THE ANGULAR SIZE? HOLD A MATCH AT ARM'S LENGTH IN FRONT OF A KNOWN OBJECT, SUCH AS A STREET LAMP OR THE MOON. NOTE HOW MUCH OF THE OBJECT IS COVERED BY THE HEAD OF THE MATCH. NOW IF YOU HAD BEEN ABLE TO PERFORM THIS EXPERIMENT AT THE TIME OF THE SIGHTING, ESTIMATE WHAT FRACTION OF THE PHENOMENON WOULD HAVE BEEN COVERED BY THE MATCH HEAD.

2/3 the size of the moon

13. DID THE PHENOMENON	YES	NO	UNKNOWN
MOVE IN A STRAIGHT LINE?	✓		
STAND STILL AT ANYTIME?	✓		
SUDDENLY SPEED UP AND RUN AWAY?	✓		
BREAK UP IN PARTS AND EXPLODE?		✓	
CHANGE COLOR?		✓	
GIVE OFF SMOKE?		✓	
CHANGE BRIGHTNESS?	✓		
CHANGE SHAPE?	✓		
FLASH OR FLICKER?	✓		
DISAPPEAR AND REAPPEAR?		✓	
SPIN LIKE A TOP?	✓		
MAKE A NOISE?		✓	
FLUTTER OR WOBBLE?	✓		

14. WHAT DREW YOUR ATTENTION TO THE PHENOMENON?

bright light

A. HOW DID IT FINALLY DISAPPEAR?

just last night

B. DID THE PHENOMENON MOVE BEHIND OR IN FRONT OF SOMETHING, LIKE A CLOUD, TREE, OR BUILDING AT ANY TIME?
☐ YES ☑ NO. IF "YES," DESCRIBE.

22. HAVE YOU EVER SEEN THIS OR A SIMILAR PHENOMENON BEFORE? ☐ YES ☒ NO. IF "YES," GIVE DATE AND LOCATION.

23. WAS ANYONE WITH YOU AT THE TIME YOU SAW THE PHENOMENON? ☒ YES ☐ NO. IF "YES," DID THEY SEE IT TOO? ☐ YES ☐ NO.

A. LIST TH[redacted]MES AND ADDRESSES

[redacted]

24. GIVE THE FOLLOWING INFORMATION ABOUT YOURSELF

LAST NAME [redacted]

ADDRESS (Street, [redacted] MOREAU APTS [redacted] KETTERING

TELEPHONE (Area code and number) [redacted]	AGE 20	☐	MALE	☐	FEMALE

INDICATE ADDITIONAL INFORMATION INCLUDING OCCUPATION AND ANY EXPERIENCE WHICH MAY BE PERTINENT.

25. WHEN AND TO WHOM DID YOU REPORT THAT YOU HAD SIGHTED THIS PHENOMENON?

NAME _____ DAY _____ MONTH _____ YEAR _____

26. DATE YOU COMPLETED THIS QUESTIONNAIRE.

DAY _____ MONTH _____ YEAR _____

17. DID YOU OBSERVE THE PHENOMENON THROUGH ANY OF THE FOLLOWING? INCLUDE INFORMATION ON MODEL, TYPE, FILTER, LENS PRESCRIPTION OR OTHER APPLICABLE DATA.

☐	EYEGLASSES	☐	CAMERA VIEWER
☐	SUNGLASSES	☐	BINOCULARS
☐	WINDSHIELD	☐	TELESCOPE
☐	SIDE WINDOW OF VEHICLE	☐	THEODOLITE
☐	WINDOWPANE	☐	OTHER

A. DO YOU ORDINARILY WEAR GLASSES? ☐ YES ☑ NO

B. DO YOU USE READING GLASSES? ☐ YES ☑ NO

18. WHAT WAS YOUR IMPRESSION OF THE SPEED OF THE PHENOMENON? GIVE ESTIMATE OF SPEED very fast

19. WHAT WAS YOUR IMPRESSION OF THE DISTANCE OF THE PHENOMENON? GIVE ESTIMATE OF DISTANCE 700 ft.

20. IN ORDER THAT WE MAY OBTAIN AS CLEAR A PICTURE AS POSSIBLE OF WHAT YOU SAW, DESCRIBE IN YOUR OWN WORDS A COMMON OBJECT OR OBJECTS WHICH, WHEN PLACED IN THE SKY, SIMILAR TO WHERE YOU NOTED THE PHENOMENON, WOULD BEAR SOME RESEMBLANCE TO WHAT YOU SAW. DESCRIBE SIMILARITIES AND DIFFERENCES BETWEEN THE COMMON OBJECT AND WHAT YOU SAW.

similar to a hub cap

21. DID YOU NOTICE ANY ODOR, NOISE, OR HEAT EMANATING FROM THE PHENOMENON OR ANY EFFECT ON YOURSELF, ANIMALS OR MACHINERY IN THE VICINITY? ☐ YES ☑ NO. IF "YES," DESCRIBE.

A. DID THE PHENOMENON DISTURB THE GROUND OR LEAVE ANY PHYSICAL EVIDENCE. ☐ YES ☑ NO. IF "YES," DESCRIBE.

27. INFORMATION WHICH YOU FEEL IS PERTINENT BUT WHICH IS NOT ADEQUATELY COVERED IN THIS QUESTIONNAIRE, ALTERNATIVELY PROVIDE A NARRATIVE EXPLANATION OF THE SIGHTING.

5 Jul 68

DEPARTMENT OF THE AIR FORCE
HEADQUARTERS FOREIGN TECHNOLOGY DIVISION (AFSC)
WRIGHT-PATTERSON AIR FORCE BASE, OHIO 45433

REPLY TO ATTN OF: TDPT (UFO)

SUBJECT: UFO Observation, 5 July 1968

JUL 10 1968

TO:
Eugene Root
4425 Woodcliffe Avenue
Dayton, Ohio 45420

Reference your recent unidentified flying object sighting which you reported to the Air Force. The information which we have received is not sufficient for a scientific investigation. Request you complete the attached AF Form 117 and return it in the self-addressed envelope. Thank you for reporting your observation to the Air Force.

HECTOR QUINTANILLA, Jr, Lt Colonel, USAF
Chief, Aerial Phenomena Office
Aerospace Technologies Division
Production Directorate

1 Atch
AF Form 117 w/envelope

6A. NOW IMAGINE YOU ARE AT THE CENTER OF THE COMPASS ROSE. PLACE AN "A" ON THE COMPASS TO INDICATE THE DIRECTION TO THE PHENOMENON WHEN FIRST SEEN. PLACE A "B" ON THE COMPASS TO INDICATE THE DIRECTION TO THE PHENOMENON WHEN LAST SEEN.

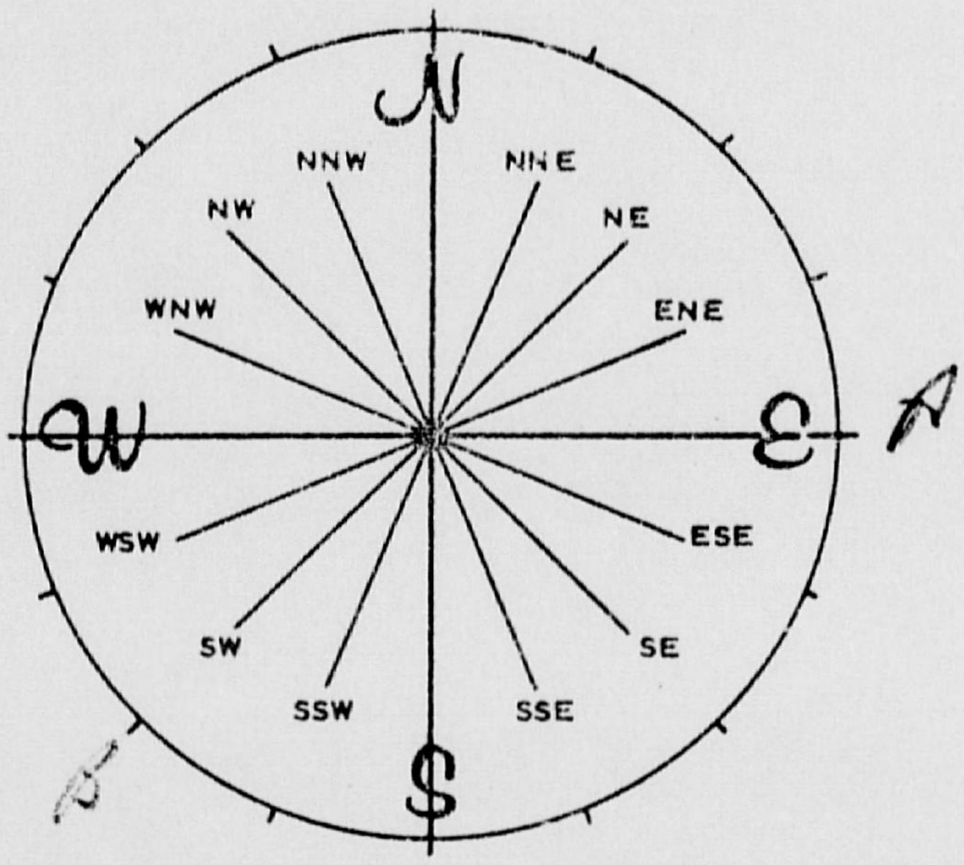

7. IN THE SKETCH BELOW, PLACE AN "A" AT THE POSITION OF THE PHENOMENON WHEN FIRST SEEN, AND A "B" AT THE POSITION OF THE PHENOMENON WHEN LAST SEEN. CONNECT THE "A" AND "B" WITH A LINE TO APPROXIMATE THE MOVEMENT OF THE PHENOMENON BETWEEN "A" AND "B". THAT IS, SCHEMATICALLY SHOW WHETHER THE MOVEMENT APPEARED TO BE STRAIGHT, CURVED OR ZIG-ZAG. REFER TO SMALLER SKETCH AS AN EXAMPLE OF HOW TO COMPLETE THE LARGER SKETCH.



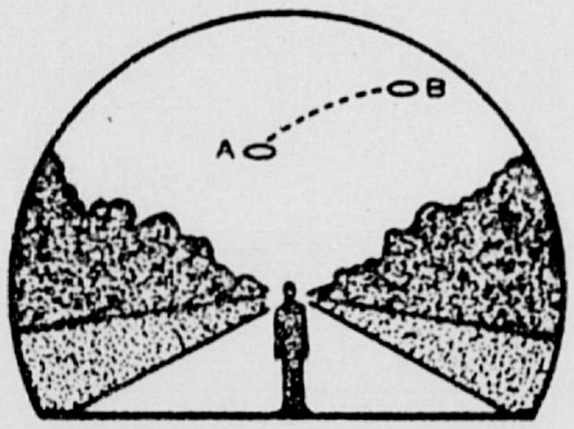

SIGHTING OF UNIDENTIFIED PHENOMENA QUESTIONNAIRE

BUDGET BUREAU APPROVAL NUMBER 21-R258

THIS QUESTIONNAIRE HAS BEEN PREPARED SO THAT YOU CAN GIVE THE U.S. AIR FORCE AS MUCH INFORMATION AS POSSIBLE CONCERNING THE UNIDENTIFIED PHENOMENON THAT YOU HAVE OBSERVED. PLEASE TRY TO ANSWER ALL OF THE QUESTIONS. THE INFORMATION YOU GIVE WILL BE USED FOR RESEARCH PURPOSES. YOUR NAME WILL NOT BE USED IN CONNECTION WITH ANY OF YOUR STATEMENTS OR CONCLUSIONS WITHOUT YOUR PERMISSION. RETURN TO AIR FORCE BASE INVESTIGATOR FOR FORWARDING TO FTD (TDETR), WRIGHT-PATTERSON AFB, OHIO 45433, IAW AFR 80-17. *(IF ADDITIONAL SHEETS ARE NEEDED FOR NARRATIVE OR SKETCHES ATTACH SECURELY TO THIS FORM OR ANNOTATE WITH YOUR NAME FOR IDENTIFICATION.)*

1. WHEN DID YOU SEE THE PHENOMENON?
DAY 5 MONTH Jul YEAR 68

2. WHAT TIME DID YOU FIRST SIGHT THE PHENOMENON?
HOUR 2315 MINUTES _____ ☐ A.M. ☐ P.M.

3. WHAT TIME DID YOU LAST SIGHT THE PHENOMENON?
HOUR 2320 MINUTES _____ ☐ A.M. ☐ P.M.

4. TIME/ZONE ☐ DAYLIGHT SAVINGS ☐ STANDARD
☐ EASTERN ☐ CENTRAL ☐ MOUNTAIN ☐ PACIFIC ☐ OTHER

5. WHERE WERE YOU WHEN YOU SAW THE PHENOMENON? IF IN CITY, GIVE THE NEAREST STREET ADDRESS AND INDICATE ON A HAND DRAWN MAP WHERE YOU WERE STANDING WITH REFERENCE TO THE ADDRESS. IF IN THE COUNTRY, IDENTIFY THE HIGHWAY YOU WERE ON OR NEAR AND TRY TO FIX A DISTANCE AND DIRECTION FROM SOME RECOGNIZABLE LANDMARK.

DORNIN y LANE & FOX HILLS

6. IMAGINE YOU ARE AT THE POINT SHOWN IN THE SKETCH, PLACE AN "A" ON THE CURVED LINE TO SHOW HOW HIGH THE PHENOMENON WAS ABOVE THE HORIZON, OR SKYLINE, WHEN FIRST SEEN. PLACE A "B" ON THE SAME CURVED LINE TO SHOW HOW HIGH ABOVE THE HORIZON THE PHENOMENON WAS WHEN LAST SEEN.

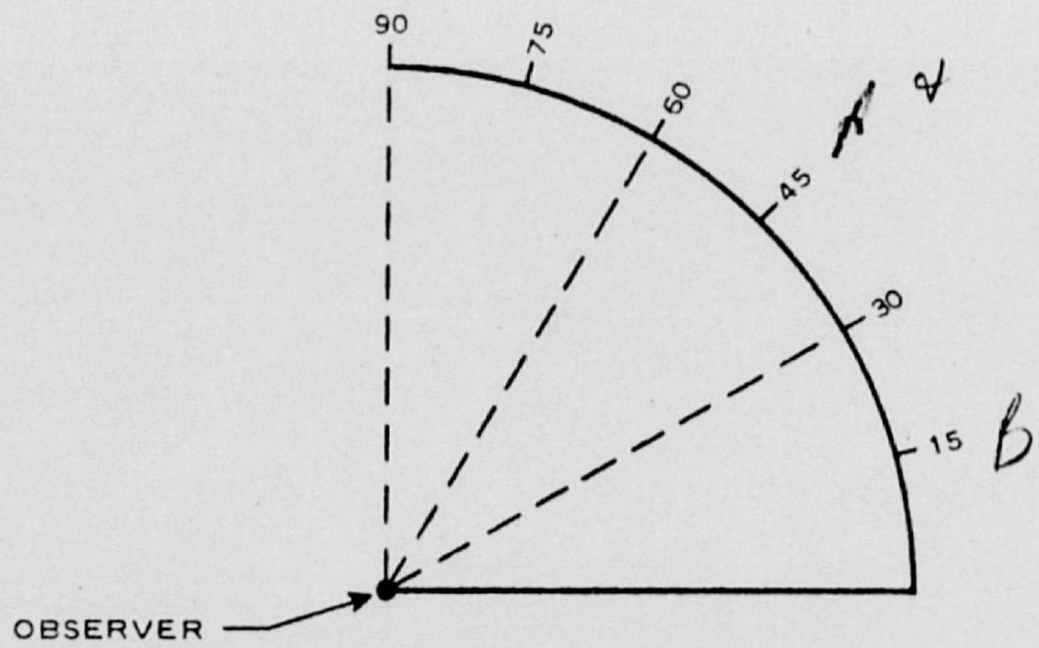

AF FORM AUG 67 117

10. IF THERE WERE MORE THAN ONE PHENOMENON, HOW MANY WERE THERE? DRAW A PICTURE TO SHOW HOW THEY WERE ARRANGED. DID THIS ARRANGEMENT CHANGE DURING THE SIGHTING?

/

11. CONDITIONS *(Check appropriate blocks.)*

A. SKY		B. WEATHER			
	DAY		CUMULUS CLOUDS *(Low fluffy)*		FOG OR MIST
	TWILIGHT		CIRRUS CLOUDS *(High fleecy or Herring-bone)*		HEAVY RAIN
L	NIGHT				LIGHT RAIN OR DRIZZLE
✓	CLEAR		NIMBUS CLOUDS *(Rain)*		HAIL
	PARTLY CLOUDY		CUMULONIMBUS CLOUDS *(Thunderstorms)*		SNOW OR SLEET
	COMPLETELY OVERCAST				UNKNOWN
			HAZE OR SMOG	✓	NONE OF THE ABOVE

C. IF THE SIGHTING WAS AT TWILIGHT OR NIGHT, WHAT DID YOU NOTICE ABOUT THE STARS AND MOON?

(1) STARS		(2) MOON			
	NONE	✓	BRIGHT MOONLIGHT		NO MOONLIGHT
	A FEW		MOON WITH HALO		UNKNOWN
	MANY		MOON HIDDEN BY CLOUDS		
✓	UNKNOWN		PARTIAL *(New or quarter)*		

D. IF SIGHTING WAS IN DAYLIGHT, WAS THE SUN VISIBLE? ☐ YES ☐ NO. IF "YES," WHERE WAS THE SUN AS YOU FACED THE PHENOMENON?

	IN FRONT OF YOU		TO YOUR RIGHT		OVERHEAD *(Near noon)*
	IN BACK OF YOU		TO YOUR LEFT		UNKNOWN

E. SPECIFY THE MAJOR SOURCE OF ILLUMINATION PRESENT DURING THE SIGHTING, SUCH AS THE SUN, HEADLIGHTS OR STREET LAMP, ETC. FOR TERRESTRIAL ILLUMINATION, SPECIFY DISTANCE TO LIGHT SOURCE.

OBJECT IN SKY

12. GIVE A BRIEF DESCRIPTION OF THE PHENOMENON, INDICATING WHETHER IT APPEARED DARK OR LIGHT, WHETHER IT REFLECTED LIGHT OR WAS SELF-LUMINOUS AND WHAT COLORS YOU NOTICED. DESCRIBE YOUR IMPRESSION OF WHETHER IT WAS SOLID OR TRANSPARENT, WHETHER EDGES WERE SHARP OR FUZZY. DESCRIBE THE SHAPE OR INDICATE IF IT APPEARED AS A POINT OF LIGHT. INDICATE COMPARISONS WITH OTHER OBSERVED OBJECTS, LIKE STARS, A LIGHT OR OTHER OBJECT IN YOUR FIELD OF VIEW.

BRIGHT GLITTERY
WHITE MOON SIZED

FUZZY EDGES

OVAL SHAPE

8. WHERE WERE YOU WHEN YOU SAW THE PHENOMENON? *(Check appropriate blocks.)*

✓	OUTDOORS		IN BUSINESS SECTION OF CITY
	IN BUILDING		IN RESIDENTIAL SECTION OF CITY
	IN CAR ☐ AS DRIVER ☐ AS PASSENGER	✓	IN OPEN COUNTRYSIDE
	IN BOAT		NEAR AIRFIELD
	IN AIRPLANE ☐ AS PILOT ☐ AS PASSENGER		FLYING OVER CITY
	OTHER		FLYING OVER OPEN COUNTRY
			OTHER

A. IF YOU WERE IN A VEHICLE, COMPLETE THE FOLLOWING:

WHAT DIRECTION WERE YOU MOVING?

	NORTH	✓	EAST
	SOUTH		WEST
	NORTHEAST		SOUTHEAST
	NORTHWEST		SOUTHWEST

HOW FAST WERE YOU MOVING? 15

DID YOU STOP ANYTIME WHILE OBSERVING THE PHENOMENON? ☑ YES ☐ NO

EXPLAIN WHETHER SUCH MOVEMENT AFFECTS YOUR SKETCHES IN ITEMS 5 AND 6.

DESCRIBE TYPE OF VEHICLE YOU WERE IN AND TYPE OF ROAD, TERRAIN OR BODY OF WATER YOU TRAVERSED DURING THE SIGHTING. STATE WHETHER WINDOWS OR CONVERTIBLE TOP WERE UP OR DOWN.

STREET BLACK TOP CONVERTIBLE window down

HOW MUCH OTHER TRAFFIC WAS THERE?

NO

DID YOU NOTICE ANY AIRPLANES? ☐ YES ☑ NO. IF "YES," DESCRIBE WHEN THEY WERE IN SIGHT RELATIVE TO THE TIME OF SIGHTING THE PHENOMENON AND WHERE THEY WERE IN THE SKY RELATIVE TO THE POSITION OF THE PHENOMENON.

9. HOW LONG WAS THE PHENOMENON IN SIGHT?

LENGTH OF TIME					
5 min		CERTAIN OF TIME		NOT VERY SURE
	✓	FAIRLY CERTAIN		JUST A GUESS

HOW WAS TIME DETERMINED?

WATCH

WAS THE PHENOMENON IN SIGHT CONTINUOUSLY? ☑ YES ☐ NO. IF "NO," INDICATE WHETHER THIS IS DUE TO YOUR MOVEMENT OR THE BEHAVIOR OF THE PHENOMENON, AND DESCRIBE SUCH MOVEMENT OR BEHAVIOR. INDICATE DISAPPEARANCES ON PREVIOUS SKETCHES.

15. DRAW A PICTURE THAT WILL SHOW THE SHAPE OF THE PHENOMENON. INCLUDE AND LABEL ANY DETAILS THAT MIGHT HAVE APPEARED AS WINGS OR PROTRUSIONS, AND INDICATE EXHAUST OR VAPOR TRAILS. INDICATE BY AN ARROW THE DIRECTION THE PHENOMENON WAS MOVING.



LIKE A FOOT BALL

NO SIGNIFICANT SOUND

IT (WAS MOVING)

DOES YOU

TWISTED

16. WHAT WAS THE ANGULAR SIZE? HOLD A MATCH AT ARM'S LENGTH IN FRONT OF A KNOWN OBJECT, SUCH AS A STREET LAMP OR THE MOON. NOTE HOW MUCH OF THE OBJECT IS COVERED BY THE HEAD OF THE MATCH. NOW IF YOU HAD BEEN ABLE TO PERFORM THIS EXPERIMENT AT THE TIME OF THE SIGHTING, ESTIMATE WHAT FRACTION OF THE PHENOMENON WOULD HAVE BEEN COVERED BY THE MATCH HEAD.

1/2

13. DID THE PHENOMENON	YES	NO	UNKNOWN
MOVE IN A STRAIGHT LINE?	✓		
STAND STILL AT ANYTIME?	✓		
SUDDENLY SPEED UP AND RUN AWAY?	✓		
BREAK UP IN PARTS AND EXPLODE?		✓	
CHANGE COLOR?		✓	
GIVE OFF SMOKE?		✓	
CHANGE BRIGHTNESS?		✓	
CHANGE SHAPE?		✓	
FLASH OR FLICKER?	✓		
DISAPPEAR AND REAPPEAR?		✓	
SPIN LIKE A TOP?		✓	
MAKE A NOISE?		✓	
FLUTTER OR WOBBLE?		✓	

14. WHAT DREW YOUR ATTENTION TO THE PHENOMENON?

JUST HAPPENED TO LOOK UP & WAS IN LINE WITH STEET LIGHT

A. HOW DID IT FINALLY DISAPPEAR?

MOVED OUT / tried to follow for fast

B. DID THE PHENOMENON MOVE BEHIND OR IN FRONT OF SOMETHING, LIKE A CLOUD, TREE, OR BUILDING AT ANY TIME?
☐ YES ☒ NO. IF "YES," DESCRIBE.

22. HAVE YOU EVER SEEN THIS OR A SIMILAR PHENOMENON BEFORE? ☐ YES ☒ NO. IF "YES," GIVE DATE AND LOCATION.

23. WAS ANYONE WITH YOU AT THE TIME YOU SAW THE PHENOMENON? ☒ YES ☐ NO. IF "YES," DID THEY SEE IT TOO? ☒ YES ☐ NO.

A. LIST THEIR NAMES AND ADDRESSES

[redacted]
SAME AS ABOVE

[redacted]
[redacted] Town KY

24. GIVE THE FOLLOWING INFORMATION ABOUT YOURSELF

LAST NAME, FIRST NAME, MIDDLE NAME [redacted]

ADDRESS (Street, City, State and ZIP Code) [redacted] NUC

TELEPHONE (Area code and number)	AGE		MALE		FEMALE
[redacted]	27	4			

INDICATE ADDITIONAL INFORMATION INCLUDING OCCUPATION AND ANY EXPERIENCE WHICH MAY BE PERTINENT.

Saw it go around seeing things.

25. WHEN AND TO WHOM DID YOU REPORT THAT YOU HAD SIGHTED THIS PHENOMENON?

NAME David J. Perol DAY 5 MONTH Jul YEAR 68

26. DATE YOU COMPLETED THIS QUESTIONNAIRE.

DAY 5 MONTH Jul YEAR 68

17. DID YOU OBSERVE THE PHENOMENON THROUGH ANY OF THE FOLLOWING? INCLUDE INFORMATION ON MODEL, TYPE, FILTER, LENS PRESCRIPTION OR OTHER APPLICABLE DATA.

	EYEGLASSES		CAMERA VIEWER
	SUNGLASSES		BINOCULARS
✓	WINDSHIELD		TELESCOPE
	SIDE WINDOW OF VEHICLE		THEODOLITE
	WINDOWPANE		OTHER

A. DO YOU ORDINARILY WEAR GLASSES? ☐ YES ☑ NO

B. DO YOU USE READING GLASSES? ☐ YES ☑ NO

18. WHAT WAS YOUR IMPRESSION OF THE SPEED OF THE PHENOMENON? GIVE ESTIMATE OF SPEED 200 MPH

19. WHAT WAS YOUR IMPRESSION OF THE DISTANCE OF THE PHENOMENON? GIVE ESTIMATE OF DISTANCE 3 MI

20. IN ORDER THAT WE MAY OBTAIN AS CLEAR A PICTURE AS POSSIBLE OF WHAT YOU SAW, DESCRIBE IN YOUR OWN WORDS A COMMON OBJECT OR OBJECTS WHICH, WHEN PLACED IN THE SKY, SIMILAR TO WHERE YOU NOTED THE PHENOMENON, WOULD BEAR SOME RESEMBLANCE TO WHAT YOU SAW. DESCRIBE SIMILARITIES AND DIFFERENCES BETWEEN THE COMMON OBJECT AND WHAT YOU SAW.

WHITE LOOKS BALL (glowing)

21. DID YOU NOTICE ANY ODOR, NOISE, OR HEAT EMANATING FROM THE PHENOMENON OR ANY EFFECT ON YOURSELF, ANIMALS OR MACHINERY IN THE VICINITY? ☐ YES ☑ NO. IF "YES," DESCRIBE.

A. DID THE PHENOMENON DISTURB THE GROUND OR LEAVE ANY PHYSICAL EVIDENCE. ☐ YES ☑ NO. IF "YES," DESCRIBE.

27. INFORMATION WHICH YOU FEEL IS PERTINENT BUT WHICH IS NOT ADEQUATELY COVERED IN THIS QUESTIONNAIRE, ALTERNATIVELY PROVIDE A NARRATIVE EXPLANATION OF THE SIGHTING.

COVERED WELL

6A. NOW IMAGINE YOU ARE AT THE CENTER OF THE COMPASS ROSE. PLACE AN "A" ON THE COMPASS TO INDICATE THE DIRECTION TO THE PHENOMENON WHEN FIRST SEEN. PLACE A "B" ON THE COMPASS TO INDICATE THE DIRECTION TO THE PHENOMENON WHEN LAST SEEN.

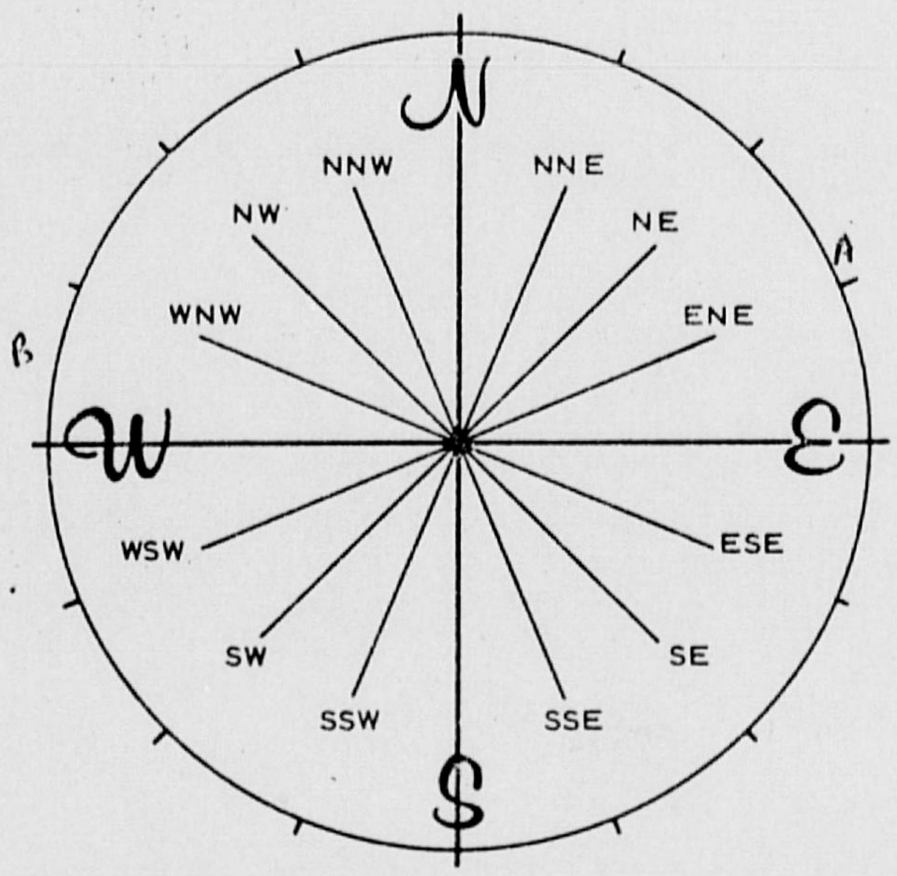

7. IN THE SKETCH BELOW, PLACE AN "A" AT THE POSITION OF THE PHENOMENON WHEN FIRST SEEN, AND A "B" AT THE POSITION OF THE PHENOMENON WHEN LAST SEEN. CONNECT THE "A" AND "B" WITH A LINE TO APPROXIMATE THE MOVEMENT OF THE PHENOMENON BETWEEN "A" AND "B". THAT IS, SCHEMATICALLY SHOW WHETHER THE MOVEMENT APPEARED TO BE STRAIGHT, CURVED OR ZIG-ZAG. REFER TO SMALLER SKETCH AS AN EXAMPLE OF HOW TO COMPLETE THE LARGER SKETCH.



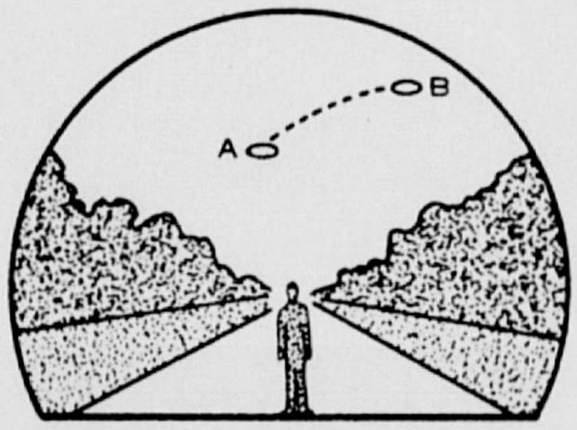

SIGHTING OF UNIDENTIFIED PHENOMENA QUESTIONNAIRE

BUDGET BUREAU APPROVAL NUMBER 21-R258

THIS QUESTIONNAIRE HAS BEEN PREPARED SO THAT YOU CAN GIVE THE U.S. AIR FORCE AS MUCH INFORMATION AS POSSIBLE CONCERNING THE UNIDENTIFIED PHENOMENON THAT YOU HAVE OBSERVED. PLEASE TRY TO ANSWER ALL OF THE QUESTIONS. THE INFORMATION YOU GIVE WILL BE USED FOR RESEARCH PURPOSES YOUR NAME WILL NOT BE USED IN CONNECTION WITH ANY OF YOUR STATEMENTS OR CONCLUSIONS WITHOUT YOUR PERMISSION. RETURN TO AIR FORCE BASE INVESTIGATOR FOR FORWARDING TO FTD (TDETR), WRIGHT-PATTERSON AFB, OHIO 45433, IAW AFR 80-17. *(IF ADDITIONAL SHEETS ARE NEEDED FOR NARRATIVE OR SKETCHES ATTACH SECURELY TO THIS FORM OR ANNOTATE WITH YOUR NAME FOR IDENTIFICATION.)*

1. WHEN DID YOU SEE THE PHENOMENON?

DAY 5 MONTH July YEAR 68

2. WHAT TIME DID YOU FIRST SIGHT THE PHENOMENON?

HOUR 11 MINUTES 15 ☐ A.M. ☒ P.M.

3. WHAT TIME DID YOU LAST SIGHT THE PHENOMENON?

HOUR 11 MINUTES 20 ☐ A.M. ☒ P.M.

4. TIME / ZONE ☒ DAYLIGHT SAVINGS ☐ STANDARD

☐ EASTERN ☐ CENTRAL ☐ MOUNTAIN ☐ PACIFIC ☐ OTHER

5. WHERE WERE YOU WHEN YOU SAW THE PHENOMENON? IF IN CITY, GIVE THE NEAREST STREET ADDRESS AND INDICATE ON A HAND DRAWN MAP WHERE YOU WERE STANDING WITH REFERENCE TO THE ADDRESS. IF IN THE COUNTRY, IDENTIFY THE HIGHWAY YOU WERE ON OR NEAR AND TRY TO FIX A DISTANCE AND DIRECTION FROM SOME RECOGNIZABLE LANDMARK.

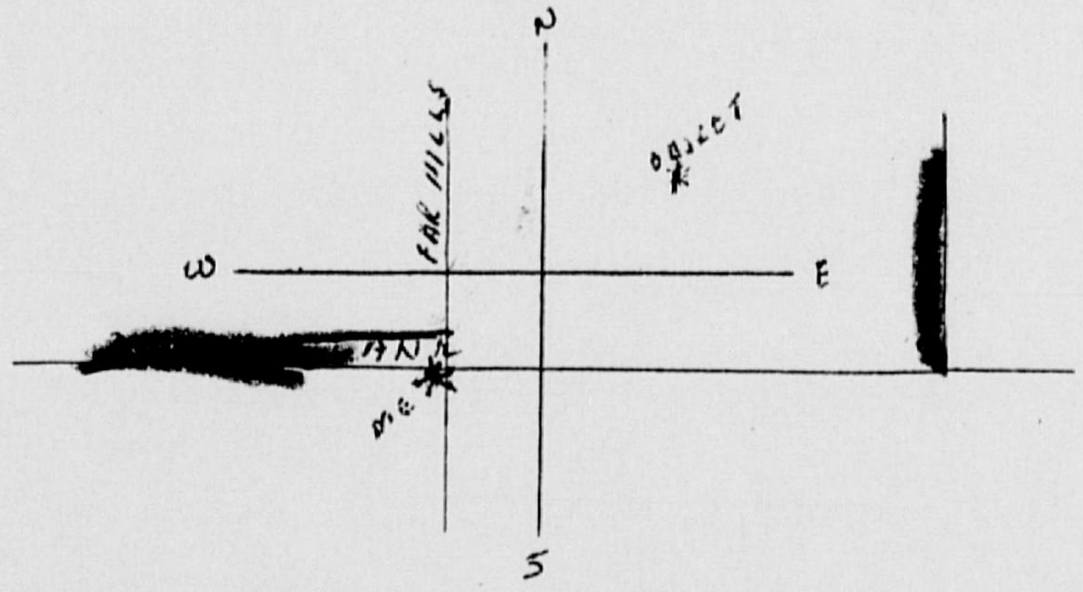

6. IMAGINE YOU ARE AT THE POINT SHOWN IN THE SKETCH, PLACE AN "A" ON THE CURVED LINE TO SHOW HOW HIGH THE PHENOMENON WAS ABOVE THE HORIZON, OR SKYLINE, WHEN FIRST SEEN. PLACE A "B" ON THE SAME CURVED LINE TO SHOW HOW HIGH ABOVE THE HORIZON THE PHENOMENON WAS WHEN LAST SEEN.

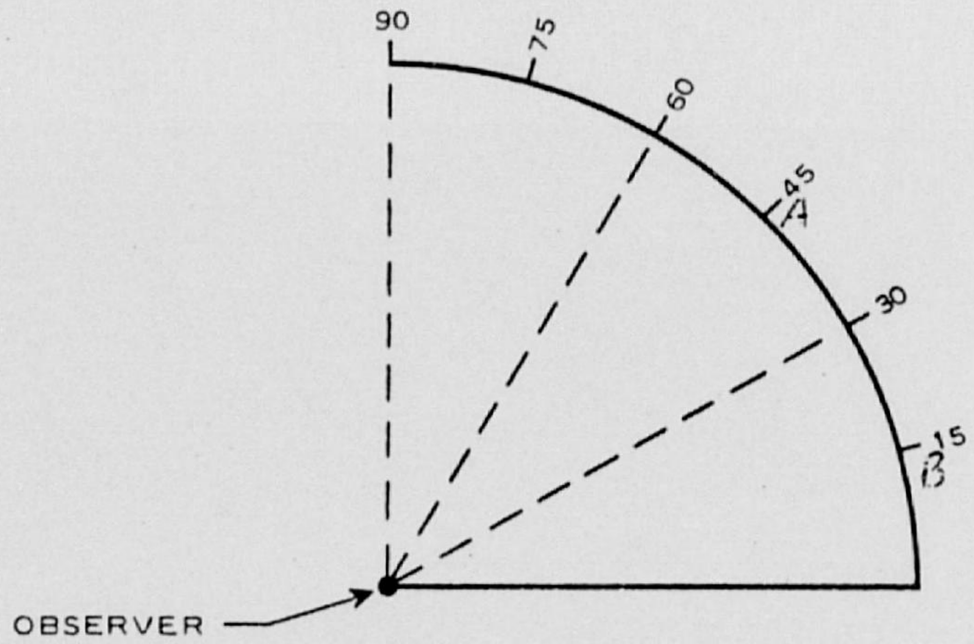

AF FORM AUG 67 117

10. IF THERE WERE MORE THAN ONE PHENOMENON, HOW MANY WERE THERE? DRAW A PICTURE TO SHOW HOW THEY WERE ARRANGED. DID THIS ARRANGEMENT CHANGE DURING THE SIGHTING?

11. CONDITIONS *(Check appropriate blocks.)*

A. SKY		B. WEATHER			
	DAY		CUMULUS CLOUDS *(Low fluffy)*		FOG OR MIST
	TWILIGHT	X	CIRRUS CLOUDS *(High fleecy or Herring-bone)*		HEAVY RAIN
X	NIGHT				LIGHT RAIN OR DRIZZLE
X	CLEAR		NIMBUS CLOUDS *(Rain)*		HAIL
	PARTLY CLOUDY		CUMULONIMBUS CLOUDS *(Thunderstorms)*		SNOW OR SLEET
	COMPLETELY OVERCAST			X	UNKNOWN
			HAZE OR SMOG		NONE OF THE ABOVE

C. IF THE SIGHTING WAS AT TWILIGHT OR NIGHT, WHAT DID YOU NOTICE ABOUT THE STARS AND MOON?

(1) STARS		(2) MOON			
	NONE	X	BRIGHT MOONLIGHT		NO MOONLIGHT
	A FEW		MOON WITH HALO		UNKNOWN
	MANY		MOON HIDDEN BY CLOUDS		
X	UNKNOWN		PARTIAL *(New or quarter)*		

D. IF SIGHTING WAS IN DAYLIGHT, WAS THE SUN VISIBLE? ☐ YES ☐ NO. IF "YES," WHERE WAS THE SUN AS YOU FACED THE PHENOMENON?

	IN FRONT OF YOU		TO YOUR RIGHT		OVERHEAD *(Near noon)*
	IN BACK OF YOU		TO YOUR LEFT		UNKNOWN

E. SPECIFY THE MAJOR SOURCE OF ILLUMINATION PRESENT DURING THE SIGHTING, SUCH AS THE SUN, HEADLIGHTS OR STREET LAMP, ETC. FOR TERRESTRIAL ILLUMINATION, SPECIFY DISTANCE TO LIGHT SOURCE.

STREET LAMP

12. GIVE A BRIEF DESCRIPTION OF THE PHENOMENON, INDICATING WHETHER IT APPEARED DARK OR LIGHT, WHETHER IT REFLECTED LIGHT OR WAS SELF-LUMINOUS AND WHAT COLORS YOU NOTICED. DESCRIBE YOUR IMPRESSION OF WHETHER IT WAS SOLID OR TRANSPARENT, WHETHER EDGES WERE SHARP OR FUZZY. DESCRIBE THE SHAPE OR INDICATE IF IT APPEARED AS A POINT OF LIGHT. INDICATE COMPARISONS WITH OTHER OBSERVED OBJECTS, LIKE STARS, A LIGHT OR OTHER OBJECT IN YOUR FIELD OF VIEW.

It was light like a large group of theatre lights
fairly sharp edges fairly oval shape

8. WHERE WERE YOU WHEN YOU SAW THE PHENOMENON? *(Check appropriate blocks.)*

	OUTDOORS	X	IN BUSINESS SECTION OF CITY
	IN BUILDING	X	IN RESIDENTIAL SECTION OF CITY
X	IN CAR ☐ AS DRIVER ☒ AS PASSENGER		IN OPEN COUNTRYSIDE
	IN BOAT		NEAR AIRFIELD
	IN AIRPLANE ☐ AS PILOT ☐ AS PASSENGER		FLYING OVER CITY
	OTHER		FLYING OVER OPEN COUNTRY
			OTHER

A. IF YOU WERE IN A VEHICLE, COMPLETE THE FOLLOWING:

WHAT DIRECTION WERE YOU MOVING?

	NORTH	X	EAST
	SOUTH		WEST
	NORTHEAST		SOUTHEAST
	NORTHWEST		SOUTHWEST

HOW FAST WERE YOU MOVING?

STOPPED

DID YOU STOP ANYTIME WHILE OBSERVING THE PHENOMENON?

☒ YES ☐ NO

EXPLAIN WHETHER SUCH MOVEMENT AFFECTS YOUR SKETCHES IN ITEMS 5 AND 6.

NO

DESCRIBE TYPE OF VEHICLE YOU WERE IN AND TYPE OF ROAD, TERRAIN OR BODY OF WATER YOU TRAVERSED DURING THE SIGHTING. STATE WHETHER WINDOWS OR CONVERTIBLE TOP WERE UP OR DOWN.

1966 PONTIAC CONV TOP UP WINDOWS OPEN CITY STREET

HOW MUCH OTHER TRAFFIC WAS THERE?

NOT MUCH

DID YOU NOTICE ANY AIRPLANES? ☐ YES ☒ NO. IF "YES," DESCRIBE WHEN THEY WERE IN SIGHT RELATIVE TO THE TIME OF SIGHTING THE PHENOMENON AND WHERE THEY WERE IN THE SKY RELATIVE TO THE POSITION OF THE PHENOMENON.

9. HOW LONG WAS THE PHENOMENON IN SIGHT?

LENGTH OF TIME

5 MIN.

	CERTAIN OF TIME		NOT VERY SURE
X	FAIRLY CERTAIN		JUST A GUESS

HOW WAS TIME DETERMINED?

WAS THE PHENOMENON IN SIGHT CONTINUOUSLY? ☒ YES ☐ NO. IF "NO," INDICATE WHETHER THIS IS DUE TO YOUR MOVEMENT OR THE BEHAVIOR OF THE PHENOMENON, AND DESCRIBE SUCH MOVEMENT OR BEHAVIOR. INDICATE DISAPPEARANCES ON PREVIOUS SKETCHES.

15. DRAW A PICTURE THAT WILL SHOW THE SHAPE OF THE PHENOMENON. INCLUDE AND LABEL ANY DETAILS THAT MIGHT HAVE APPEARED AS WINGS OR PROTRUSIONS, AND INDICATE EXHAUST OR VAPOR TRAILS. INDICATE BY AN ARROW THE DIRECTION THE PHENOMENON WAS MOVING.

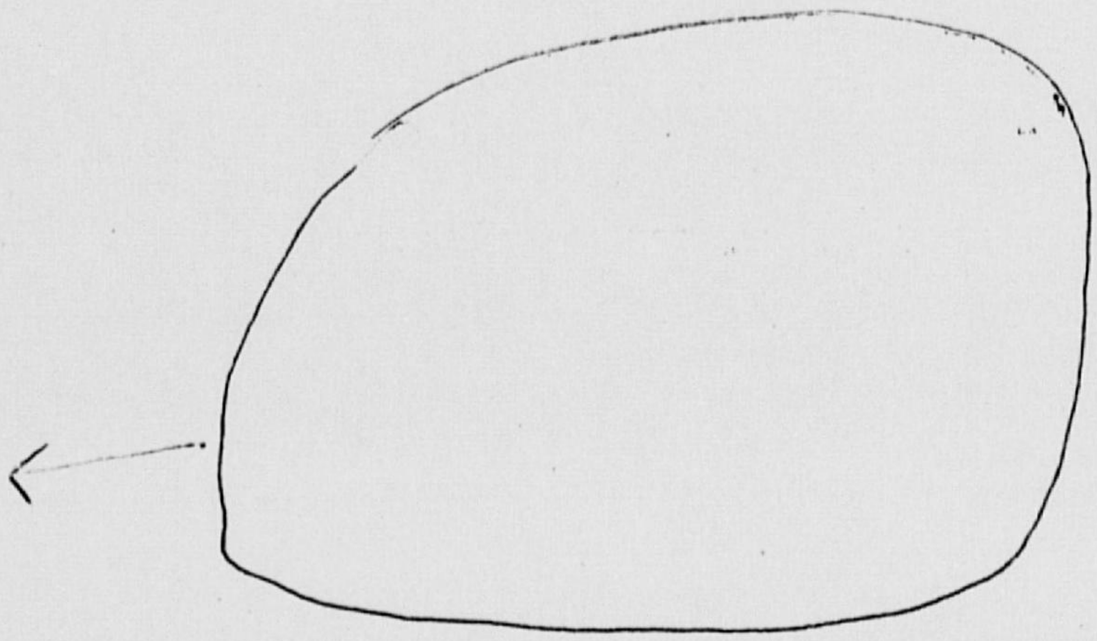

16. WHAT WAS THE ANGULAR SIZE? HOLD A MATCH AT ARM'S LENGTH IN FRONT OF A KNOWN OBJECT, SUCH AS A STREET LAMP OR THE MOON. NOTE HOW MUCH OF THE OBJECT IS COVERED BY THE HEAD OF THE MATCH. NOW IF YOU HAD BEEN ABLE TO PERFORM THIS EXPERIMENT AT THE TIME OF THE SIGHTING, ESTIMATE WHAT FRACTION OF THE PHENOMENON WOULD HAVE BEEN COVERED BY THE MATCH HEAD.

DONT KNOW

13. DID THE PHENOMENON	YES	NO	UNKNOWN
MOVE IN A STRAIGHT LINE?	X		
STAND STILL AT ANYTIME?	X		
SUDDENLY SPEED UP AND RUN AWAY?		X	
BREAK UP IN PARTS AND EXPLODE?		X	
CHANGE COLOR?		X	
GIVE OFF SMOKE?		X	
CHANGE BRIGHTNESS?		X	
CHANGE SHAPE?		X	
FLASH OR FLICKER?	X		
DISAPPEAR AND REAPPEAR?		X	
SPIN LIKE A TOP?		X	
MAKE A NOISE?		X	
FLUTTER OR WOBBLE?		X	

14. WHAT DREW YOUR ATTENTION TO THE PHENOMENON?

for looking up at a traffic light

A. HOW DID IT FINALLY DISAPPEAR?

out of sight behind trees

B. DID THE PHENOMENON MOVE BEHIND OR IN FRONT OF SOMETHING, LIKE A CLOUD, TREE, OR BUILDING AT ANY TIME?

[X] YES [ ] NO. IF "YES," DESCRIBE.

it went so far out of sight that it went behind the trees

22. HAVE YOU EVER SEEN THIS OR A SIMILAR PHENOMENON BEFORE? ☐ YES ☒ NO. IF "YES," GIVE DATE AND LOCATION.

23. WAS ANYONE WITH YOU AT THE TIME YOU SAW THE PHENOMENON? ☒ YES ☐ NO. IF "YES," DID THEY SEE IT TOO? ☐ YES ☐ NO.

A. LIST THEIR NAMES AND ADDRESSES.

Mrs [redacted] Maytown Ky.

24. GIVE THE FOLLOWING INFORMATION ABOUT YOURSELF

LAST NAME, FIRST NAME, MIDDLE NAME

[redacted]

ADDRESS (Street, City, State and ZIP Code)

[redacted] Dayton 20 Ohio 45420

TELEPHONE (Area Code and Number) [redacted]

AGE		MALE		FEMALE
27	X			

INDICATE ADDITIONAL INFORMATION INCLUDING OCCUPATION AND ANY EXPERIENCE WHICH MAY BE PERTINENT.

(W) PAFB

25. WHEN AND TO WHOM DID YOU REPORT THAT YOU HAD SIGHTED THIS PHENOMENON?

NAME _____ DAY _____ MONTH _____ YEAR _____

26. DATE YOU COMPLETED THIS QUESTIONNAIRE.

DAY 15 MONTH July YEAR 68

17. DID YOU OBSERVE THE PHENOMENON THROUGH ANY OF THE FOLLOWING? INCLUDE INFORMATION ON MODEL, TYPE, FILTER, LENS PRESCRIPTION OR OTHER APPLICABLE DATA.

	EYEGLASSES		CAMERA VIEWER
	SUNGLASSES		BINOCULARS
X	WINDSHIELD		TELESCOPE
	SIDE WINDOW OF VEHICLE		THEODOLITE
	WINDOWPANE		OTHER

A. DO YOU ORDINARILY WEAR GLASSES? ☐ YES ☒ NO

B. DO YOU USE READING GLASSES? ☐ YES ☒ NO

18. WHAT WAS YOUR IMPRESSION OF THE SPEED OF THE PHENOMENON? GIVE ESTIMATE OF SPEED Looks about.

19. WHAT WAS YOUR IMPRESSION OF THE DISTANCE OF THE PHENOMENON? GIVE ESTIMATE OF DISTANCE 2000 FT

20. IN ORDER THAT WE MAY OBTAIN AS CLEAR A PICTURE AS POSSIBLE OF WHAT YOU SAW, DESCRIBE IN YOUR OWN WORDS A COMMON OBJECT OR OBJECTS WHICH, WHEN PLACED IN THE SKY, SIMILAR TO WHERE YOU NOTED THE PHENOMENON, WOULD BEAR SOME RESEMBLANCE TO WHAT YOU SAW. DESCRIBE SIMILARITIES AND DIFFERENCES BETWEEN THE COMMON OBJECT AND WHAT YOU SAW.

a large group of theatre lights

21. DID YOU NOTICE ANY ODOR, NOISE, OR HEAT EMANATING FROM THE PHENOMENON OR ANY EFFECT ON YOURSELF, ANIMALS OR MACHINERY IN THE VICINITY? ☐ YES ☒ NO. IF "YES," DESCRIBE.

A. DID THE PHENOMENON DISTURB THE GROUND OR LEAVE ANY PHYSICAL EVIDENCE. ☐ YES ☒ NO. IF "YES," DESCRIBE.

5 Jul 68

DEPARTMENT OF THE AIR FORCE
HEADQUARTERS FOREIGN TECHNOLOGY DIVISION (AFSC)
WRIGHT-PATTERSON AIR FORCE BASE, OHIO 45433

JUL 10 1968

REPLY TO ATTN OF: TDPT (UFO)

SUBJECT: UFO Observation, 5 July 1968

TO: [redacted]
[redacted], Ohio 45431

Your name has been given to the Aerial Phenomena Office (Project Blue Book) as being a witness to an unidentified flying object. If you were a witness to an UFO sighting on 5 July would you please complete the attached AF Form 117 and return it in the envelope provided. If you were not a witness to this sighting, would you please make a statement to this effect on the attached form. The information which you provide will be used in evaluating this observation. Thank you for your assistance in this matter.

HECTOR QUINTANILLA, Jr, Lt Colonel, USAF
Chief, Aerial Phenomena Office
Aerospace Technologies Division
Production Directorate

1 Atch
AF Form 117 w/envelope

6A. NOW IMAGINE YOU ARE AT THE CENTER OF THE COMPASS ROSE. PLACE AN "A" ON THE COMPASS TO INDICATE THE DIRECTION TO THE PHENOMENON WHEN FIRST SEEN. PLACE A "B" ON THE COMPASS TO INDICATE THE DIRECTION TO THE PHENOMENON WHEN LAST SEEN.

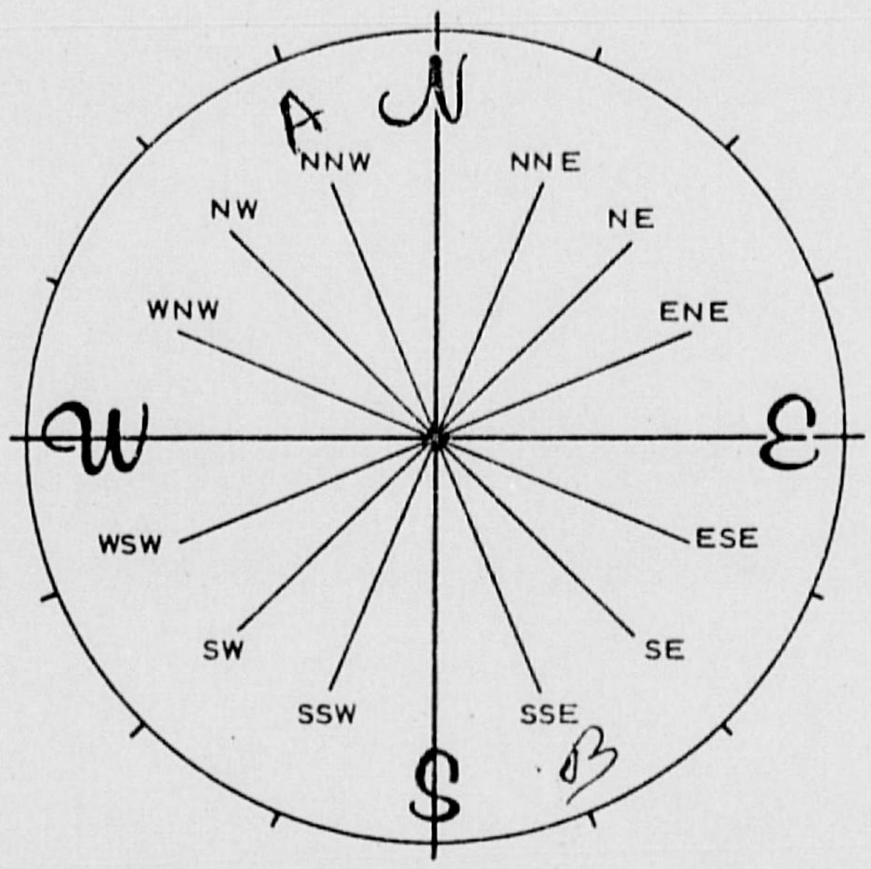

7. IN THE SKETCH BELOW, PLACE AN "A" AT THE POSITION OF THE PHENOMENON WHEN FIRST SEEN, AND A "B" AT THE POSITION OF THE PHENOMENON WHEN LAST SEEN. CONNECT THE "A" AND "B" WITH A LINE TO APPROXIMATE THE MOVEMENT OF THE PHENOMENON BETWEEN "A" AND "B". THAT IS, SCHEMATICALLY SHOW WHETHER THE MOVEMENT APPEARED TO BE STRAIGHT, CURVED OR ZIG-ZAG. REFER TO SMALLER SKETCH AS AN EXAMPLE OF HOW TO COMPLETE THE LARGER SKETCH.

~~coming~~ coming toward me pass over me and went away from me

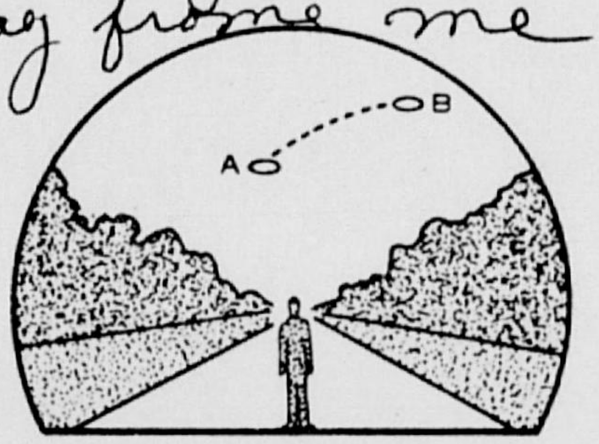



AFR 80-17(C1)

SIGHTING OF UNIDENTIFIED PHENOMENA QUESTIONNAIRE

BUDGET BUREAU APPROVAL NUMBER 21-R258

THIS QUESTIONNAIRE HAS BEEN PREPARED SO THAT YOU CAN GIVE THE U.S. AIR FORCE AS MUCH INFORMATION AS POSSIBLE CONCERNING THE UNIDENTIFIED PHENOMENON THAT YOU HAVE OBSERVED. PLEASE TRY TO ANSWER ALL OF THE QUESTIONS. THE INFORMATION YOU GIVE WILL BE USED FOR RESEARCH PURPOSES YOUR NAME WILL NOT BE USED IN CONNECTION WITH ANY OF YOUR STATEMENTS OR CONCLUSIONS WITHOUT YOUR PERMISSION. RETURN TO AIR FORCE BASE INVESTIGATOR FOR FORWARDING TO FTD (TDETR), WRIGHT-PATTERSON AFB, OHIO 45433, IAW AFR 80-17. *(IF ADDITIONAL SHEETS ARE NEEDED FOR NARRATIVE OR SKETCHES ATTACH SECURELY TO THIS FORM OR ANNOTATE WITH YOUR NAME FOR IDENTIFICATION.)*

1. WHEN DID YOU SEE THE PHENOMENON?
DAY 5 MONTH July YEAR 68

2. WHAT TIME DID YOU FIRST SIGHT THE PHENOMENON?
HOUR 11th MINUTES 45 [ ] A.M. [X] ~~P~~.M.

3. WHAT TIME DID YOU LAST SIGHT THE PHENOMENON?
HOUR 11 MINUTES 48 [ ] A.M. [X] ~~P~~.M.

4. TIME / ZONE [X] DAYLIGHT SAVINGS [ ] STANDARD
[X] EASTERN [ ] CENTRAL [ ] MOUNTAIN [ ] PACIFIC [ ] OTHER

5. WHERE WERE YOU WHEN YOU SAW THE PHENOMENON? IF IN CITY, GIVE THE NEAREST STREET ADDRESS AND INDICATE ON A HAND DRAWN MAP WHERE YOU WERE STANDING WITH REFERENCE TO THE ADDRESS. IF IN THE COUNTRY, IDENTIFY THE HIGHWAY YOU WERE ON OR NEAR AND TRY TO FIX A DISTANCE AND DIRECTION FROM SOME RECOGNIZABLE LANDMARK.

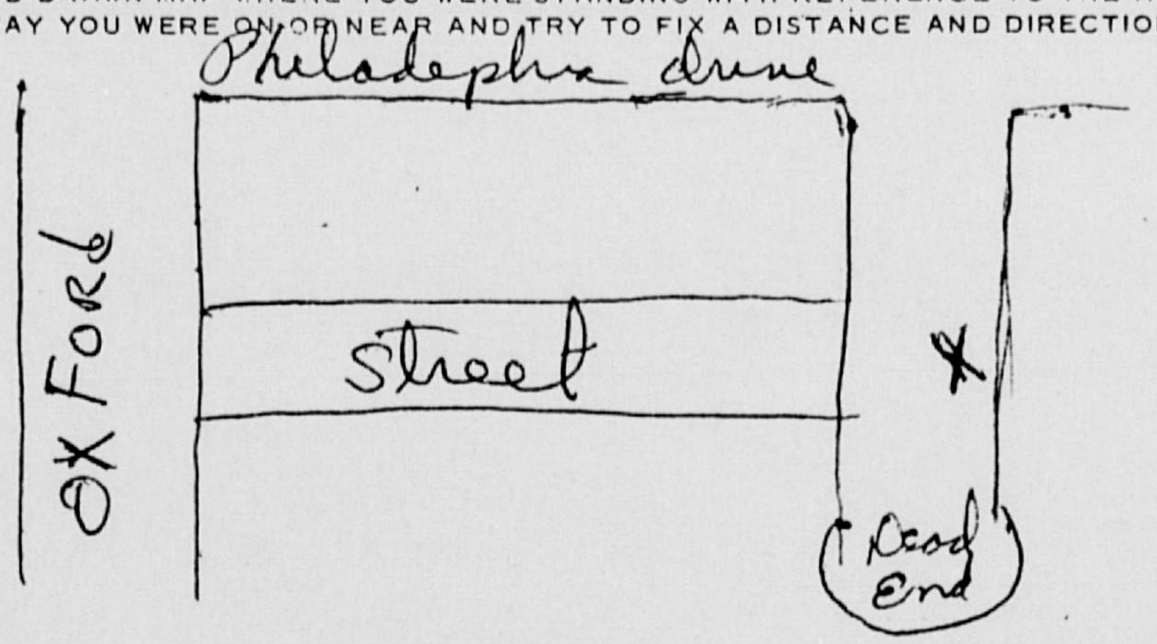

6. IMAGINE YOU ARE AT THE POINT SHOWN IN THE SKETCH, PLACE AN "A" ON THE CURVED LINE TO SHOW HOW HIGH THE PHENOMENON WAS ABOVE THE HORIZON, OR SKYLINE, WHEN FIRST SEEN. PLACE A "B" ON THE SAME CURVED LINE TO SHOW HOW HIGH ABOVE THE HORIZON THE PHENOMENON WAS WHEN LAST SEEN.

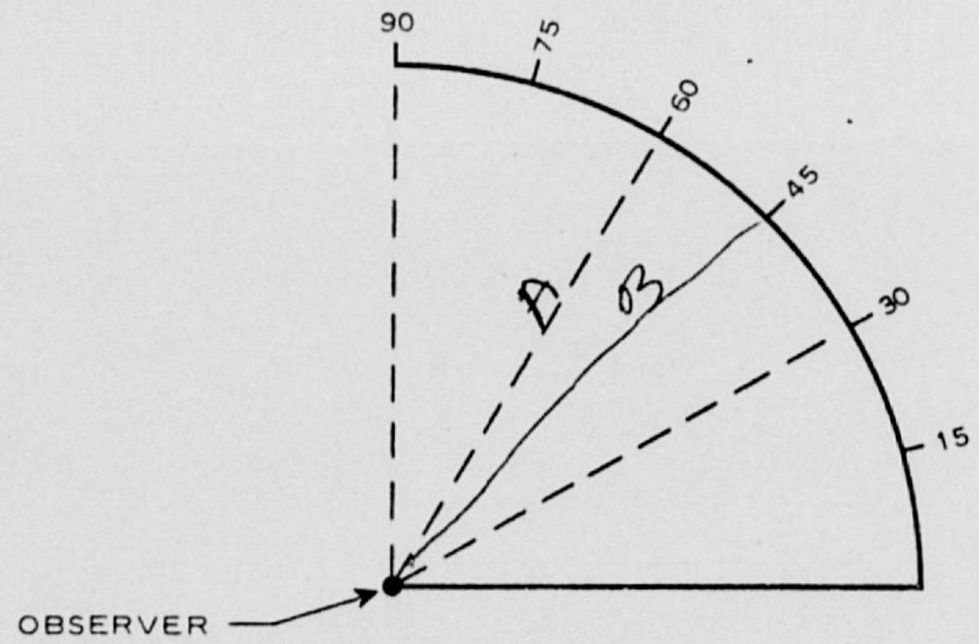

AF FORM AUG 67 117

10. IF THERE WERE MORE THAN ONE PHENOMENON, HOW MANY WERE THERE? DRAW A PICTURE TO SHOW HOW THEY WERE ARRANGED. DID THIS ARRANGEMENT CHANGE DURING THE SIGHTING?

NO

11. CONDITIONS *(Check appropriate blocks.)*

A. SKY		B. NO Clouds WEATHER			
	DAY		CUMULUS CLOUDS *(Low fluffy)*		FOG OR MIST
	TWILIGHT		CIRRUS CLOUDS *(High fleecy or Herring-bone)*		HEAVY RAIN
	NIGHT				LIGHT RAIN OR DRIZZLE
X	CLEAR		NIMBUS CLOUDS *(Rain)*		HAIL
	PARTLY CLOUDY		CUMULONIMBUS CLOUDS *(Thunderstorms)*		SNOW OR SLEET
	COMPLETELY OVERCAST				UNKNOWN
			HAZE OR SMOG	X	NONE OF THE ABOVE

C. IF THE SIGHTING WAS AT TWILIGHT OR NIGHT, WHAT DID YOU NOTICE ABOUT THE STARS AND MOON?

(1) STARS		(2) MOON			
	NONE		BRIGHT MOONLIGHT		NO MOONLIGHT
	A FEW		MOON WITH HALO		UNKNOWN
X	MANY		MOON HIDDEN BY CLOUDS		
	UNKNOWN	X	PARTIAL *(New or quarter)*		

D. IF SIGHTING WAS IN DAYLIGHT, WAS THE SUN VISIBLE? ☐ YES ☐ NO. IF "YES," WHERE WAS THE SUN AS YOU FACED THE PHENOMENON?

	IN FRONT OF YOU		TO YOUR RIGHT		OVERHEAD *(Near noon)*
	IN BACK OF YOU		TO YOUR LEFT		UNKNOWN

E. SPECIFY THE MAJOR SOURCE OF ILLUMINATION PRESENT DURING THE SIGHTING, SUCH AS THE SUN, HEADLIGHTS OR STREET LAMP, ETC. FOR TERRESTRIAL ILLUMINATION, SPECIFY DISTANCE TO LIGHT SOURCE.

1 street light

12. GIVE A BRIEF DESCRIPTION OF THE PHENOMENON, INDICATING WHETHER IT APPEARED DARK OR LIGHT, WHETHER IT REFLECTED LIGHT OR WAS SELF-LUMINOUS AND WHAT COLORS YOU NOTICED. DESCRIBE YOUR IMPRESSION OF WHETHER IT WAS SOLID OR TRANSPARENT, WHETHER EDGES WERE SHARP OR FUZZY. DESCRIBE THE SHAPE OR INDICATE IF IT APPEARED AS A POINT OF LIGHT. INDICATE COMPARISONS WITH OTHER OBSERVED OBJECTS, LIKE STARS, A LIGHT OR OTHER OBJECT IN YOUR FIELD OF VIEW.

It was round and move in a circular motion and had white light around the entire thing

8. WHERE WERE YOU WHEN YOU SAW THE PHENOMENON? *(Check appropriate blocks.)*

	OUTDOORS		IN BUSINESS SECTION OF CITY
	IN BUILDING	X	IN RESIDENTIAL SECTION OF CITY
	IN CAR ☒ AS DRIVER ☐ AS PASSENGER		IN OPEN COUNTRYSIDE
	IN BOAT		NEAR AIRFIELD
	IN AIRPLANE ☐ AS PILOT ☐ AS PASSENGER		FLYING OVER CITY
	OTHER I stop the car		FLYING OVER OPEN COUNTRY
			OTHER

A. IF YOU WERE IN A VEHICLE, COMPLETE THE FOLLOWING:

	WHAT DIRECTION WERE YOU MOVING?		
	NORTH		EAST
	SOUTH	X	WEST
	NORTHEAST		SOUTHEAST
	NORTHWEST		SOUTHWEST

HOW FAST WERE YOU MOVING?
15 mph

DID YOU STOP ANYTIME WHILE OBSERVING THE PHENOMENON?
☒ YES ☐ NO

EXPLAIN WHETHER SUCH MOVEMENT AFFECTS YOUR SKETCHES IN ITEMS 5 AND 6.
NO

DESCRIBE TYPE OF VEHICLE YOU WERE IN AND TYPE OF ROAD, TERRAIN OR BODY OF WATER YOU TRAVERSED DURING THE SIGHTING. STATE WHETHER WINDOWS OR CONVERTIBLE TOP WERE UP OR DOWN.
4 door hardtop corvair window down

HOW MUCH OTHER TRAFFIC WAS THERE?
None

DID YOU NOTICE ANY AIRPLANES? ☐ YES ☒ NO. IF "YES," DESCRIBE WHEN THEY WERE IN SIGHT RELATIVE TO THE TIME OF SIGHTING THE PHENOMENON AND WHERE THEY WERE IN THE SKY RELATIVE TO THE POSITION OF THE PHENOMENON.

9. HOW LONG WAS THE PHENOMENON IN SIGHT?

LENGTH OF TIME				
2-3 min	X	CERTAIN OF TIME		NOT VERY SURE
		FAIRLY CERTAIN		JUST A GUESS

HOW WAS TIME DETERMINED?

WAS THE PHENOMENON IN SIGHT CONTINUOUSLY? ☒ YES ☐ NO. IF "NO," INDICATE WHETHER THIS IS DUE TO YOUR MOVEMENT OR THE BEHAVIOR OF THE PHENOMENON, AND DESCRIBE SUCH MOVEMENT OR BEHAVIOR. INDICATE DISAPPEARANCES ON PREVIOUS SKETCHES.

15. DRAW A PICTURE THAT WILL SHOW THE SHAPE OF THE PHENOMENON. INCLUDE AND LABEL ANY DETAILS THAT MIGHT HAVE APPEARED AS WINGS OR PROTRUSIONS, AND INDICATE EXHAUST OR VAPOR TRAILS. INDICATE BY AN ARROW THE DIRECTION THE PHENOMENON WAS MOVING.

could not see the top

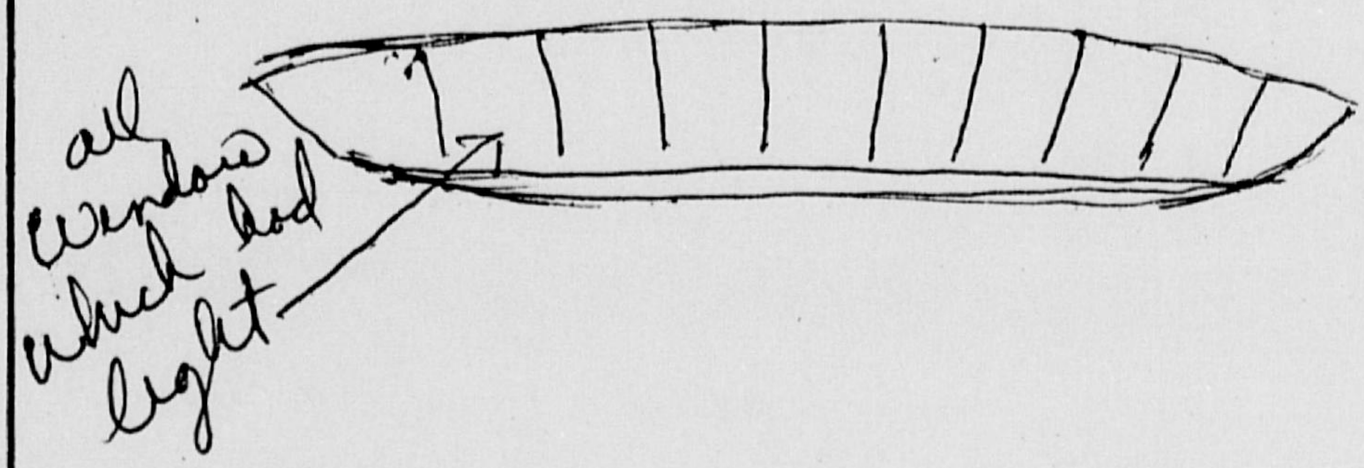

16. WHAT WAS THE ANGULAR SIZE? HOLD A MATCH AT ARM'S LENGTH IN FRONT OF A KNOWN OBJECT, SUCH AS A STREET LAMP OR THE MOON. NOTE HOW MUCH OF THE OBJECT IS COVERED BY THE HEAD OF THE MATCH. NOW IF YOU HAD BEEN ABLE TO PERFORM THIS EXPERIMENT AT THE TIME OF THE SIGHTING, ESTIMATE WHAT FRACTION OF THE PHENOMENON WOULD HAVE BEEN COVERED BY THE MATCH HEAD.

hard to say.

13. DID THE PHENOMENON	YES	NO	UNKNOWN
MOVE IN A STRAIGHT LINE?	X		
STAND STILL AT ANYTIME?		X	
SUDDENLY SPEED UP AND RUN AWAY?		X	
BREAK UP IN PARTS AND EXPLODE?		X	
CHANGE COLOR?		X	
GIVE OFF SMOKE?			X
CHANGE BRIGHTNESS?		X	
CHANGE SHAPE?		X	
FLASH OR FLICKER?		X	
DISAPPEAR AND REAPPEAR?		X	
SPIN LIKE A TOP?	X		
MAKE A NOISE?			X
FLUTTER OR WOBBLE?			X

14. WHAT DREW YOUR ATTENTION TO THE PHENOMENON?

The many lights it had on it and going around.

A. HOW DID IT FINALLY DISAPPEAR?

~~I took~~ I watch it till it went out of sight over the tree top on the Horizon

B. DID THE PHENOMENON MOVE BEHIND OR IN FRONT OF SOMETHING, LIKE A CLOUD, TREE, OR BUILDING AT ANY TIME?
☐ YES ☒ NO. IF "YES," DESCRIBE.

22. HAVE YOU EVER SEEN THIS OR A SIMILAR PHENOMENON BEFORE? ☐ YES ☒ NO. IF "YES," GIVE DATE AND LOCATION.

23. WAS ANYONE WITH YOU AT THE TIME YOU SAW THE PHENOMENON? ☒ YES ☐ NO. IF "YES," DID THEY SEE IT TOO? ☒ YES ☐ NO.

A. LIST THEIR NAMES AND ADDRESSES Don't Know could find out; but 2 people where I work saw it too when I told them.

24. GIVE THE FOLLOWING INFORMATION ABOUT YOURSELF

LAST NAME, FIRST NAME, MIDDLE NAME: [redacted]

ADDRESS (Street, City, State and Zip Code) [redacted] Ohio 45417 Dayton

TEL. [redacted]	AGE 31	☒ MALE	☐ FEMALE

INDICATE ADDITIONAL INFORMATION INCLUDING OCCUPATION AND ANY EXPERIENCE WHICH MAY BE PERTINENT.

like I said 2 people at the place I work saw it the same night when we talk about it.

I am a inspector at Globe Ind [redacted] Dayton Ohio

25. WHEN AND TO WHOM DID YOU REPORT THAT YOU HAD SIGHTED THIS PHENOMENON?

NAME _____ DAY 9 MONTH 7 YEAR 68

26. DATE YOU COMPLETED THIS QUESTIONNAIRE.

DAY 12 MONTH 7 YEAR 68

17. DID YOU OBSERVE THE PHENOMENON THROUGH ANY OF THE FOLLOWING? INCLUDE INFORMATION ON MODEL, TYPE, FILTER, LENS PRESCRIPTION OR OTHER APPLICABLE DATA.

	EYEGLASSES		CAMERA VIEWER
	SUNGLASSES		BINOCULARS
X	WINDSHIELD		TELESCOPE
	SIDE WINDOW OF VEHICLE		THEODOLITE
	WINDOWPANE		OTHER

A. DO YOU ORDINARILY WEAR GLASSES? ☐ YES ☒ NO

B. DO YOU USE READING GLASSES? ☐ YES ☒ NO

18. WHAT WAS YOUR IMPRESSION OF THE SPEED OF THE PHENOMENON? GIVE ESTIMATE OF SPEED 20 mph

19. WHAT WAS YOUR IMPRESSION OF THE DISTANCE OF THE PHENOMENON? GIVE ESTIMATE OF DISTANCE ½ mile from me about

20. IN ORDER THAT WE MAY OBTAIN AS CLEAR A PICTURE AS POSSIBLE OF WHAT YOU SAW, DESCRIBE IN YOUR OWN WORDS A COMMON OBJECT OR OBJECTS WHICH, WHEN PLACED IN THE SKY, SIMILAR TO WHERE YOU NOTED THE PHENOMENON, WOULD BEAR SOME RESEMBLANCE TO WHAT YOU SAW. DESCRIBE SIMILARITIES AND DIFFERENCES BETWEEN THE COMMON OBJECT AND WHAT YOU SAW.

nothing at all

21. DID YOU NOTICE ANY ODOR, NOISE, OR HEAT EMANATING FROM THE PHENOMENON OR ANY EFFECT ON YOURSELF, ANIMALS OR MACHINERY IN THE VICINITY? ☐ YES ☒ NO. IF "YES," DESCRIBE.

A. DID THE PHENOMENON DISTURB THE GROUND OR LEAVE ANY PHYSICAL EVIDENCE. ☐ YES ☒ NO. IF "YES," DESCRIBE.

27. INFORMATION WHICH YOU FEEL IS PERTINENT BUT WHICH IS NOT ADEQUATELY COVERED IN THIS QUESTIONNAIRE, ALTERNATIVELY PROVIDE A NARRATIVE EXPLANATION OF THE SIGHTING.

The many light it had which were white and going around.

8A. NOW IMAGINE YOU ARE AT THE CENTER OF THE COMPASS ROSE. PLACE AN "A" ON THE COMPASS TO INDICATE THE DIRECTION TO THE PHENOMENON WHEN FIRST SEEN. PLACE A "B" ON THE COMPASS TO INDICATE THE DIRECTION TO THE PHENOMENON WHEN LAST SEEN.

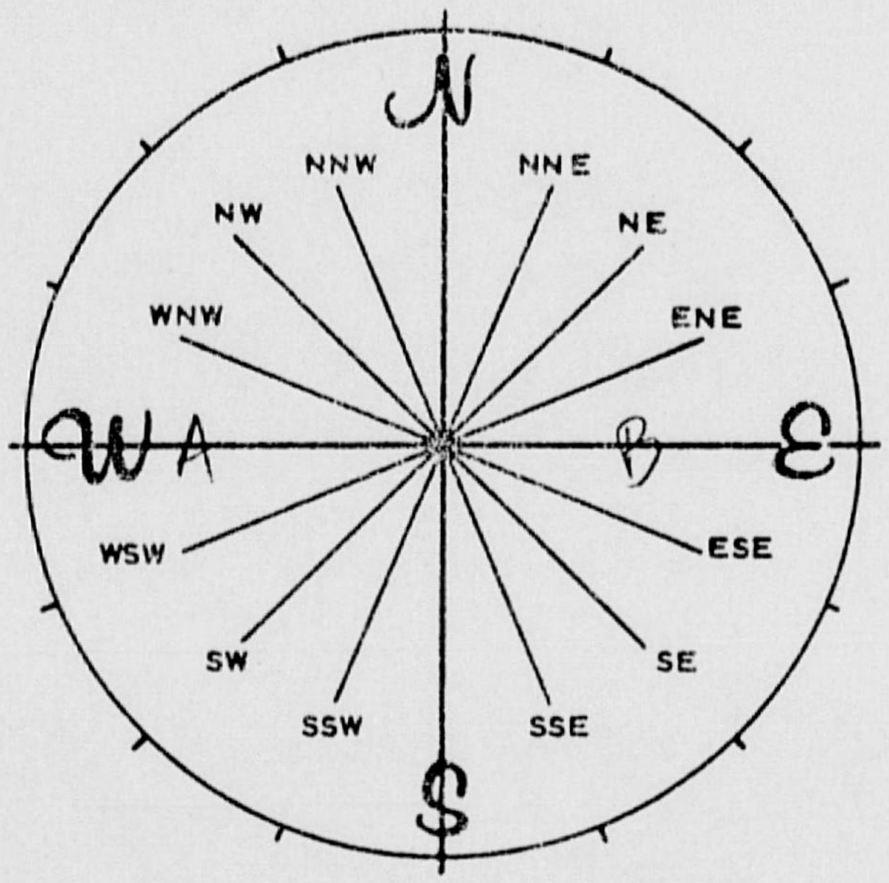

7. IN THE SKETCH BELOW, PLACE AN "A" AT THE POSITION OF THE PHENOMENON WHEN FIRST SEEN, AND A "B" AT THE POSITION OF THE PHENOMENON WHEN LAST SEEN. CONNECT THE "A" AND "B" WITH A LINE TO APPROXIMATE THE MOVEMENT OF THE PHENOMENON BETWEEN "A" AND "B". THAT IS, SCHEMATICALLY SHOW WHETHER THE MOVEMENT APPEARED TO BE STRAIGHT, CURVED OR ZIG-ZAG. REFER TO SMALLER SKETCH AS AN EXAMPLE OF HOW TO COMPLETE THE LARGER SKETCH.



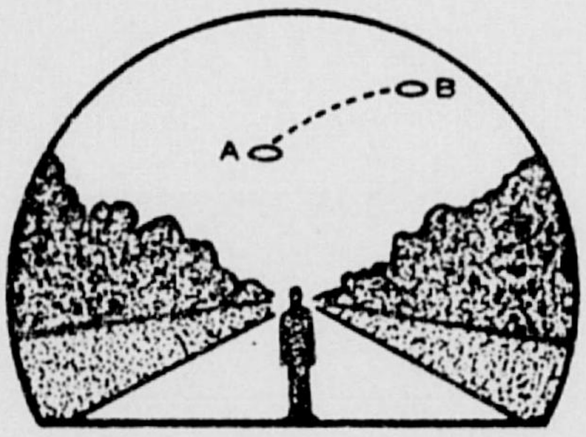

SIGHTING OF UNIDENTIFIED PHENOMENA QUESTIONNAIRE

BUDGET BUREAU APPROVAL NUMBER 21-R258

THIS QUESTIONNAIRE HAS BEEN PREPARED SO THAT YOU CAN GIVE THE U.S. AIR FORCE AS MUCH INFORMATION AS POSSIBLE CONCERNING THE UNIDENTIFIED PHENOMENON THAT YOU HAVE OBSERVED. PLEASE TRY TO ANSWER ALL OF THE QUESTIONS. THE INFORMATION YOU GIVE WILL BE USED FOR RESEARCH PURPOSES. YOUR NAME WILL NOT BE USED IN CONNECTION WITH ANY OF YOUR STATEMENTS OR CONCLUSIONS WITHOUT YOUR PERMISSION. RETURN TO AIR FORCE BASE INVESTIGATOR FOR FORWARDING TO FTD (TDETR), WRIGHT-PATTERSON AFB, OHIO 45433, IAW AFR 80-17. *(IF ADDITIONAL SHEETS ARE NEEDED FOR NARRATIVE OR SKETCHES ATTACH SECURELY TO THIS FORM OR ANNOTATE WITH YOUR NAME FOR IDENTIFICATION.)*

1. WHEN DID YOU SEE THE PHENOMENON?
DAY 5 July MONTH July YEAR 68

2. WHAT TIME DID YOU FIRST SIGHT THE PHENOMENON?
HOUR 1145 MINUTES _____ ☐ A.M. ☑ P.M.

3. WHAT TIME DID YOU LAST SIGHT THE PHENOMENON?
HOUR 1147 MINUTES _____ ☐ A.M. ☑ P.M.

4. TIME / ZONE ☐ DAYLIGHT SAVINGS ☐ STANDARD
☐ EASTERN ☐ CENTRAL ☐ MOUNTAIN ☐ PACIFIC ☐ OTHER

5. WHERE WERE YOU WHEN YOU SAW THE PHENOMENON? IF IN CITY, GIVE THE NEAREST STREET ADDRESS AND INDICATE ON A HAND DRAWN MAP WHERE YOU WERE STANDING WITH REFERENCE TO THE ADDRESS. IF IN THE COUNTRY, IDENTIFY THE HIGHWAY YOU WERE ON OR NEAR AND TRY TO FIX A DISTANCE AND DIRECTION FROM SOME RECOGNIZABLE LANDMARK.

6. IMAGINE YOU ARE AT THE POINT SHOWN IN THE SKETCH, PLACE AN "A" ON THE CURVED LINE TO SHOW HOW HIGH THE PHENOMENON WAS ABOVE THE HORIZON, OR SKYLINE. WHEN FIRST SEEN. PLACE A "B" ON THE SAME CURVED LINE TO SHOW HOW HIGH ABOVE THE HORIZON THE PHENOMENON WAS WHEN LAST SEEN.

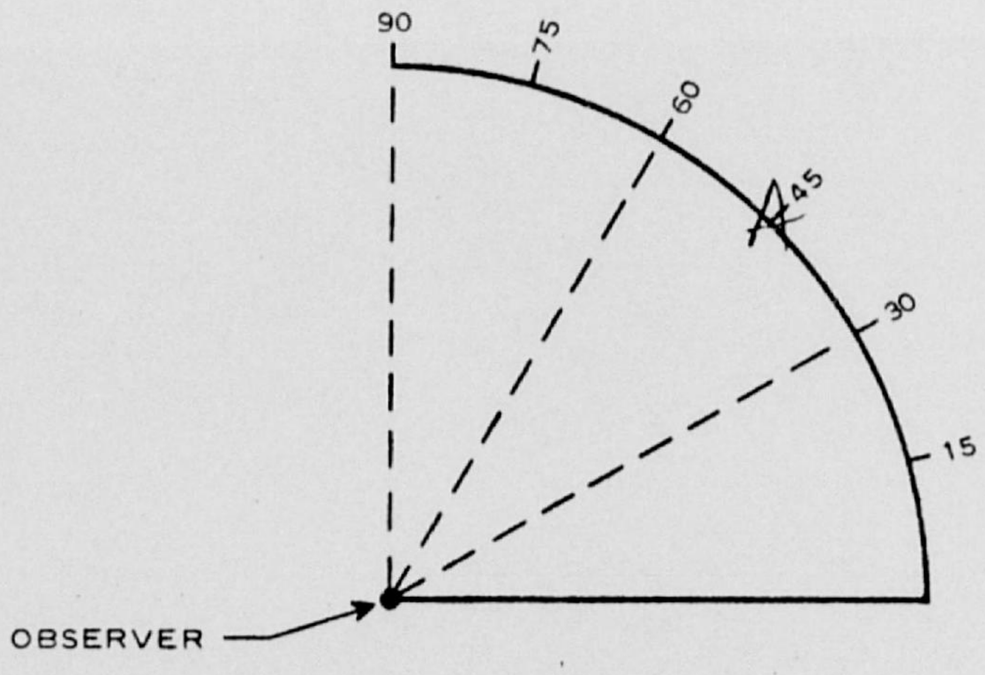

AF FORM AUG 67 117

10. IF THERE WERE MORE THAN ONE PHENOMENON, HOW MANY WERE THERE? DRAW A PICTURE TO SHOW HOW THEY WERE ARRANGED. DID THIS ARRANGEMENT CHANGE DURING THE SIGHTING?

11. CONDITIONS *(Check appropriate blocks.)*

A. SKY		B. WEATHER			
	DAY		CUMULUS CLOUDS *(Low fluffy)*		FOG OR MIST
	TWILIGHT		CIRRUS CLOUDS *(High fleecy or Herring-bone)*		HEAVY RAIN
	NIGHT				LIGHT RAIN OR DRIZZLE
✓	CLEAR		NIMBUS CLOUDS *(Rain)*		HAIL
	PARTLY CLOUDY		CUMULONIMBUS CLOUDS *(Thunderstorms)*		SNOW OR SLEET
	COMPLETELY OVERCAST				UNKNOWN
			HAZE OR SMOG		NONE OF THE ABOVE

C. IF THE SIGHTING WAS AT TWILIGHT OR NIGHT, WHAT DID YOU NOTICE ABOUT THE STARS AND MOON?

(1) STARS		(2) MOON			
	NONE	✓	BRIGHT MOONLIGHT		NO MOONLIGHT
	A FEW		MOON WITH HALO		UNKNOWN
✓	MANY		MOON HIDDEN BY CLOUDS		
	UNKNOWN		PARTIAL *(New or quarter)*		

D. IF SIGHTING WAS IN DAYLIGHT, WAS THE SUN VISIBLE? ☐ YES ☑ NO. IF "YES," WHERE WAS THE SUN AS YOU FACED THE PHENOMENON?

	IN FRONT OF YOU		TO YOUR RIGHT		OVERHEAD *(Near noon)*
	IN BACK OF YOU		TO YOUR LEFT		UNKNOWN

E. SPECIFY THE MAJOR SOURCE OF ILLUMINATION PRESENT DURING THE SIGHTING, SUCH AS THE SUN, HEADLIGHTS OR STREET LAMP, ETC. FOR TERRESTRIAL ILLUMINATION, SPECIFY DISTANCE TO LIGHT SOURCE.

STARS

12. GIVE A BRIEF DESCRIPTION OF THE PHENOMENON, INDICATING WHETHER IT APPEARED DARK OR LIGHT, WHETHER IT REFLECTED LIGHT OR WAS SELF-LUMINOUS AND WHAT COLORS YOU NOTICED. DESCRIBE YOUR IMPRESSION OF WHETHER IT WAS SOLID OR TRANSPARENT, WHETHER EDGES WERE SHARP OR FUZZY. DESCRIBE THE SHAPE OR INDICATE IF IT APPEARED AS A POINT OF LIGHT. INDICATE COMPARISONS WITH OTHER OBSERVED OBJECTS, LIKE STARS, A LIGHT OR OTHER OBJECT IN YOUR FIELD OF VIEW.

SELF LUMINOUS
SOLID
SHARP EDGES
DOUGHNUT SHAPE

8. WHERE WERE YOU WHEN YOU SAW THE PHENOMENON? *(Check appropriate blocks.)*

✓	OUTDOORS		IN BUSINESS SECTION OF CITY
	IN BUILDING		IN RESIDENTIAL SECTION OF CITY
✓	IN CAR ☑ AS DRIVER ☐ AS PASSENGER		IN OPEN COUNTRYSIDE
	IN BOAT		NEAR AIRFIELD
	IN AIRPLANE ☐ AS PILOT ☐ AS PASSENGER		FLYING OVER CITY
	OTHER		FLYING OVER OPEN COUNTRY
			OTHER

A. IF YOU WERE IN A VEHICLE, COMPLETE THE FOLLOWING:

WHAT DIRECTION WERE YOU MOVING?

	NORTH		EAST
	SOUTH		WEST
	NORTHEAST		SOUTHEAST
	NORTHWEST		SOUTHWEST

HOW FAST WERE YOU MOVING?

NOT MOVING

DID YOU STOP ANYTIME WHILE OBSERVING THE PHENOMENON?

☑ YES ☐ NO

EXPLAIN WHETHER SUCH MOVEMENT AFFECTS YOUR SKETCHES IN ITEMS 5 AND 6.

DESCRIBE TYPE OF VEHICLE YOU WERE IN AND TYPE OF ROAD, TERRAIN OR BODY OF WATER YOU TRAVERSED DURING THE SIGHTING. STATE WHETHER WINDOWS OR CONVERTIBLE TOP WERE UP OR DOWN.

HOW MUCH OTHER TRAFFIC WAS THERE?

NO

DID YOU NOTICE ANY AIRPLANES? ☐ YES ☑ NO. IF "YES," DESCRIBE WHEN THEY WERE IN SIGHT RELATIVE TO THE TIME OF SIGHTING THE PHENOMENON AND WHERE THEY WERE IN THE SKY RELATIVE TO THE POSITION OF THE PHENOMENON.

9. HOW LONG WAS THE PHENOMENON IN SIGHT?

LENGTH OF TIME 2-3 min	✓	CERTAIN OF TIME		NOT VERY SURE
		FAIRLY CERTAIN		JUST A GUESS

HOW WAS TIME DETERMINED?

WATCH

WAS THE PHENOMENON IN SIGHT CONTINUOUSLY? ☑ YES ☐ NO. IF "NO," INDICATE WHETHER THIS IS DUE TO YOUR MOVEMENT OR THE BEHAVIOR OF THE PHENOMENON, AND DESCRIBE SUCH MOVEMENT OR BEHAVIOR. INDICATE DISAPPEARANCES ON PREVIOUS SKETCHES.

15. DRAW A PICTURE THAT WILL SHOW THE SHAPE OF THE PHENOMENON. INCLUDE AND LABEL ANY DETAILS THAT MIGHT HAVE APPEARED AS WINGS OR PROTRUSIONS, AND INDICATE EXHAUST OR VAPOR TRAILS. INDICATE BY AN ARROW THE DIRECTION THE PHENOMENON WAS MOVING.

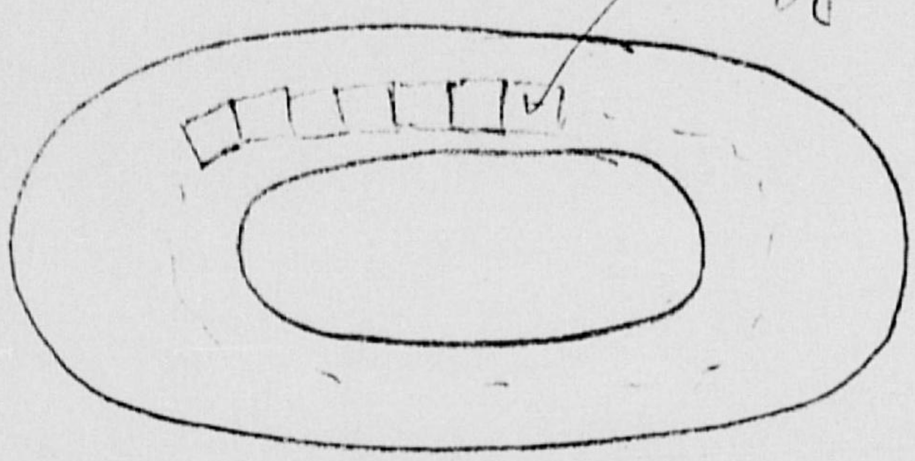

16. WHAT WAS THE ANGULAR SIZE? HOLD A MATCH AT ARM'S LENGTH IN FRONT OF A KNOWN OBJECT, SUCH AS A STREET LAMP OR THE MOON. NOTE HOW MUCH OF THE OBJECT IS COVERED BY THE HEAD OF THE MATCH. NOW IF YOU HAD BEEN ABLE TO PERFORM THIS EXPERIMENT AT THE TIME OF THE SIGHTING, ESTIMATE WHAT FRACTION OF THE PHENOMENON WOULD HAVE BEEN COVERED BY THE MATCH HEAD.

13. DID THE PHENOMENON	YES	NO	UNKNOWN
MOVE IN A STRAIGHT LINE?	✓		
STAND STILL AT ANYTIME?		✓	
SUDDENLY SPEED UP AND RUN AWAY?		✓	
BREAK UP IN PARTS AND EXPLODE?		✓	
CHANGE COLOR?		✓	
GIVE OFF SMOKE?		✓	
CHANGE BRIGHTNESS?		✓	
CHANGE SHAPE?		✓	
FLASH OR FLICKER?		✓	
DISAPPEAR AND REAPPEAR?		✓	
SPIN LIKE A TOP?		✓	
MAKE A NOISE?		✓	
FLUTTER OR WOBBLE?		✓	

14. WHAT DREW YOUR ATTENTION TO THE PHENOMENON?

It's Light (glow)

A. HOW DID IT FINALLY DISAPPEAR?

Behind trees

B. DID THE PHENOMENON MOVE BEHIND OR IN FRONT OF SOMETHING, LIKE A CLOUD, TREE, OR BUILDING AT ANY TIME?
☐ YES ☑ NO. IF "YES," DESCRIBE.

22. HAVE YOU EVER SEEN THIS OR A SIMILAR PHENOMENON BEFORE? ☐ YES ☑ NO. IF "YES," GIVE DATE AND LOCATION.

23. WAS ANYONE WITH YOU AT THE TIME YOU SAW THE PHENOMENON? ☑ YES ☐ NO. IF "YES," DID THEY SEE IT TOO? ☐ YES ☐ NO.

A. LIST THEIR NAMES AND ADDRESSES

24. GIVE THE FOLLOWING INFORMATION ABOUT YOURSELF

LAST NAME, FIRST NAME, MIDDLE NAME [redacted]

ADDRESS (Street, City, State and Zip Code) [redacted]

TELEPHONE (Area code and number) [redacted]	AGE 31		MALE		FEMALE

INDICATE ADDITIONAL INFORMATION INCLUDING OCCUPATION AND ANY EXPERIENCE WHICH MAY BE PERTINENT.

25. WHEN AND TO WHOM DID YOU REPORT THAT YOU HAD SIGHTED THIS PHENOMENON?

NAME TTD SDO DAY 8 MONTH July YEAR 68

26. DATE YOU COMPLETED THIS QUESTIONNAIRE.

DAY 8 MONTH July YEAR 68

17. DID YOU OBSERVE THE PHENOMENON THROUGH ANY OF THE FOLLOWING? INCLUDE INFORMATION ON MODEL, TYPE, FILTER, LENS PRESCRIPTION OR OTHER APPLICABLE DATA.

	EYEGLASSES		CAMERA VIEWER
	SUNGLASSES		BINOCULARS
	WINDSHIELD		TELESCOPE
	SIDE WINDOW OF VEHICLE		THEODOLITE
	WINDOWPANE		OTHER

A. DO YOU ORDINARILY WEAR GLASSES? ☐ YES ☑ NO

B. DO YOU USE READING GLASSES? ☐ YES ☑ NO

18. WHAT WAS YOUR IMPRESSION OF THE SPEED OF THE PHENOMENON? GIVE ESTIMATE OF SPEED slow.

19. WHAT WAS YOUR IMPRESSION OF THE DISTANCE OF THE PHENOMENON? GIVE ESTIMATE OF DISTANCE _____.

20. IN ORDER THAT WE MAY OBTAIN AS CLEAR A PICTURE AS POSSIBLE OF WHAT YOU SAW, DESCRIBE IN YOUR OWN WORDS A COMMON OBJECT OR OBJECTS WHICH, WHEN PLACED IN THE SKY, SIMILAR TO WHERE YOU NOTED THE PHENOMENON, WOULD BEAR SOME RESEMBLANCE TO WHAT YOU SAW. DESCRIBE SIMILARITIES AND DIFFERENCES BETWEEN THE COMMON OBJECT AND WHAT YOU SAW.

21. DID YOU NOTICE ANY ODOR, NOISE, OR HEAT EMANATING FROM THE PHENOMENON OR ANY EFFECT ON YOURSELF, ANIMALS OR MACHINERY IN THE VICINITY? ☐ YES ☑ NO. IF "YES," DESCRIBE.

A. DID THE PHENOMENON DISTURB THE GROUND OR LEAVE ANY PHYSICAL EVIDENCE. ☐ YES ☑ NO. IF "YES," DESCRIBE.

5 Jul 68

DEPARTMENT OF THE AIR FORCE
HEADQUARTERS FOREIGN TECHNOLOGY DIVISION (AFSC)
WRIGHT-PATTERSON AIR FORCE BASE, OHIO 45433

REPLY TO ATTN OF: TDPT (UFO)

JUL 10 1968

SUBJECT: UFO Observation, 5 July 1968

TO: [redacted]
Dayton, Ohio 45405

Reference your recent unidentified flying object sighting which you reported to the Air Force. The information which we have received is not sufficient for a scientific investigation. Request you complete the attached AF Form 117 and return it in the self-addressed envelope. Thank you for reporting your observation to the Air Force.

HECTOR QUINTANILLA, Jr, Lt Colonel, USAF
Chief, Aerial Phenomena Office
Aerospace Technologies Division
Production Directorate

1 Atch
AF Form 117 w/envelope

6A. NOW IMAGINE YOU ARE AT THE CENTER OF THE COMPASS ROSE. PLACE AN "A" ON THE COMPASS TO INDICATE THE DIRECTION TO THE PHENOMENON WHEN FIRST SEEN. PLACE A "B" ON THE COMPASS TO INDICATE THE DIRECTION TO THE PHENOMENON WHEN LAST SEEN.

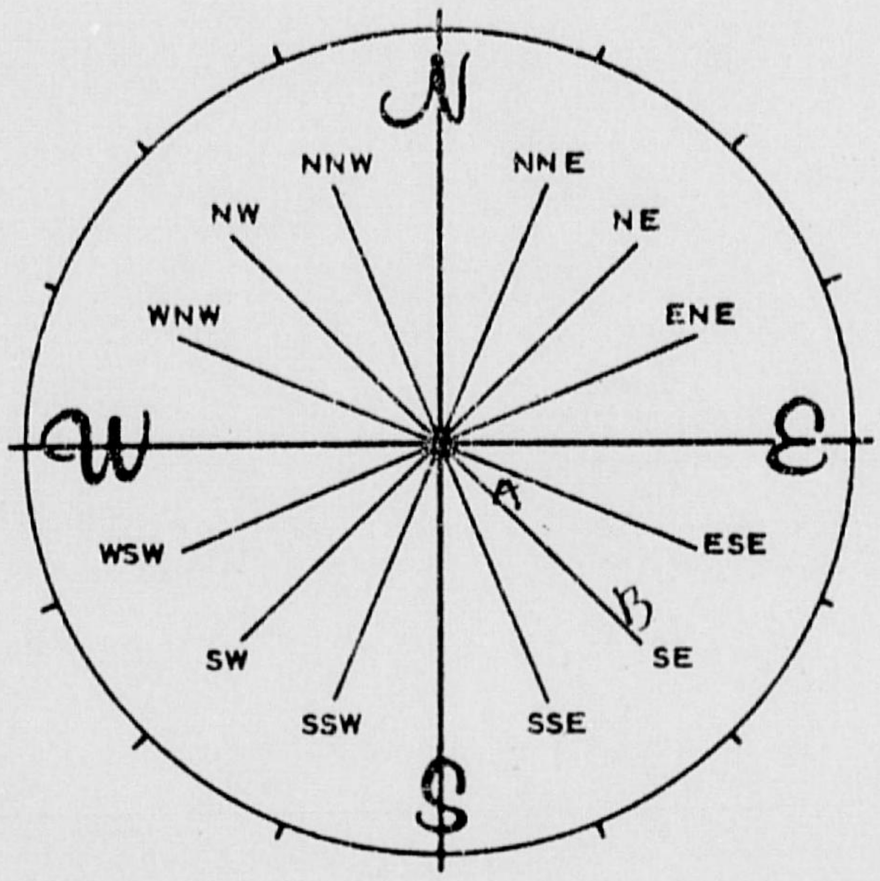

7. IN THE SKETCH BELOW, PLACE AN "A" AT THE POSITION OF THE PHENOMENON WHEN FIRST SEEN, AND A "B" AT THE POSITION OF THE PHENOMENON WHEN LAST SEEN. CONNECT THE "A" AND "B" WITH A LINE TO APPROXIMATE THE MOVEMENT OF THE PHENOMENON BETWEEN "A" AND "B". THAT IS, SCHEMATICALLY SHOW WHETHER THE MOVEMENT APPEARED TO BE STRAIGHT, CURVED OR ZIG-ZAG. REFER TO SMALLER SKETCH AS AN EXAMPLE OF HOW TO COMPLETE THE LARGER SKETCH.

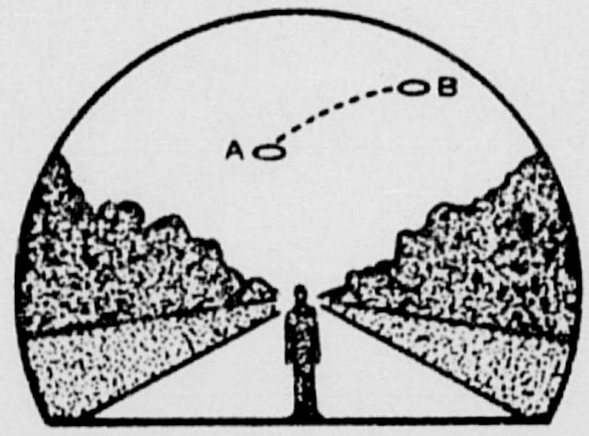



AFR 80-17(C1)

SIGHTING OF UNIDENTIFIED PHENOMENA QUESTIONNAIRE

BUDGET BUREAU APPROVAL NUMBER 21-R258

THIS QUESTIONNAIRE HAS BEEN PREPARED SO THAT YOU CAN GIVE THE U.S. AIR FORCE AS MUCH INFORMATION AS POSSIBLE CONCERNING THE UNIDENTIFIED PHENOMENON THAT YOU HAVE OBSERVED. PLEASE TRY TO ANSWER ALL OF THE QUESTIONS. THE INFORMATION YOU GIVE WILL BE USED FOR RESEARCH PURPOSES. YOUR NAME WILL NOT BE USED IN CONNECTION WITH ANY OF YOUR STATEMENTS OR CONCLUSIONS WITHOUT YOUR PERMISSION. RETURN TO AIR FORCE BASE INVESTIGATOR FOR FORWARDING TO FTD (TDETR), WRIGHT-PATTERSON AFB, OHIO 45433, IAW AFR 80-17. *(IF ADDITIONAL SHEETS ARE NEEDED FOR NARRATIVE OR SKETCHES ATTACH SECURELY TO THIS FORM OR ANNOTATE WITH YOUR NAME FOR IDENTIFICATION.)*

1. WHEN DID YOU SEE THE PHENOMENON?

DAY _____ MONTH _____ YEAR _____

2. WHAT TIME DID YOU FIRST SIGHT THE PHENOMENON?

HOUR 2225 MINUTES _____ ☐ A.M. ☐ P.M.

3. WHAT TIME DID YOU LAST SIGHT THE PHENOMENON?

HOUR 2226 MINUTES _____ ☐ A.M. ☐ P.M.

4. TIME / ZONE ☐ DAYLIGHT SAVINGS ☐ STANDARD

☐ EASTERN ☐ CENTRAL ☐ MOUNTAIN ☐ PACIFIC ☐ OTHER

5. WHERE WERE YOU WHEN YOU SAW THE PHENOMENON? IF IN CITY, GIVE THE NEAREST STREET ADDRESS AND INDICATE ON A HAND DRAWN MAP WHERE YOU WERE STANDING WITH REFERENCE TO THE ADDRESS. IF IN THE COUNTRY, IDENTIFY THE HIGHWAY YOU WERE ON OR NEAR AND TRY TO FIX A DISTANCE AND DIRECTION FROM SOME RECOGNIZABLE LANDMARK.

Fountain ave Dayton
facing south

6. IMAGINE YOU ARE AT THE POINT SHOWN IN THE SKETCH, PLACE AN "A" ON THE CURVED LINE TO SHOW HOW HIGH THE PHENOMENON WAS ABOVE THE HORIZON, OR SKYLINE. WHEN FIRST SEEN. PLACE A "B" ON THE SAME CURVED LINE TO SHOW HOW HIGH ABOVE THE HORIZON THE PHENOMENON WAS WHEN LAST SEEN.

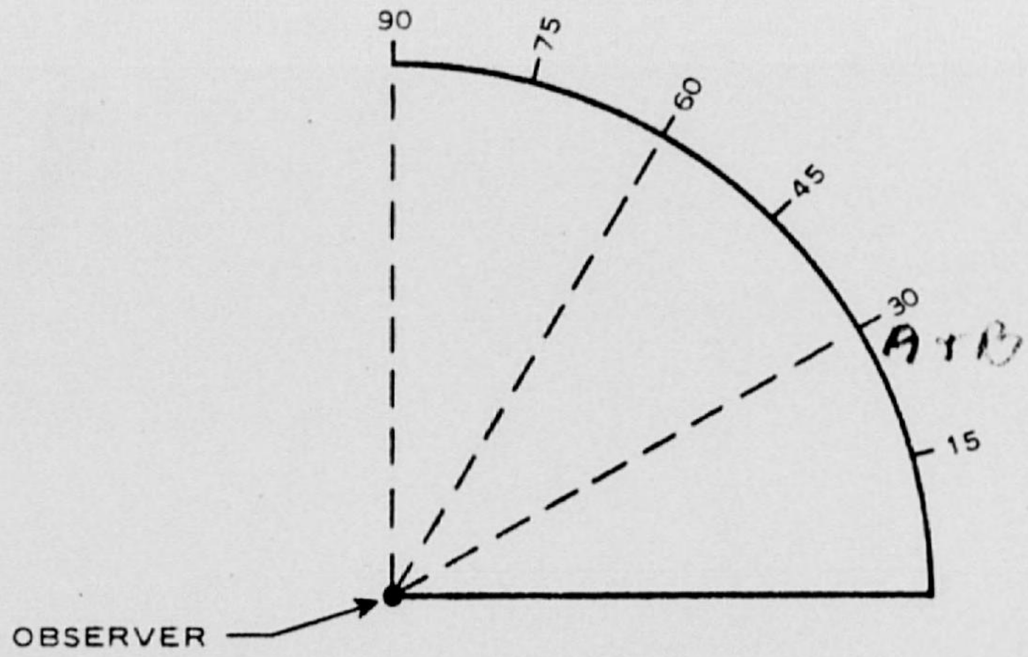

AF FORM AUG 67 117

8. WHERE WERE YOU WHEN YOU SAW THE PHENOMENON? *(Check appropriate blocks.)*

	OUTDOORS	✓	IN BUSINESS SECTION OF CITY
✓	IN BUILDING	✓	IN RESIDENTIAL SECTION OF CITY
	IN CAR ☐ AS DRIVER ☐ AS PASSENGER		IN OPEN COUNTRYSIDE
	IN BOAT		NEAR AIRFIELD
	IN AIRPLANE ☐ AS PILOT ☐ AS PASSENGER		FLYING OVER CITY
	OTHER		FLYING OVER OPEN COUNTRY
			OTHER

A. IF YOU WERE IN A VEHICLE, COMPLETE THE FOLLOWING:

WHAT DIRECTION WERE YOU MOVING?

	NORTH		EAST
	SOUTH		WEST
	NORTHEAST		SOUTHEAST
	NORTHWEST		SOUTHWEST

HOW FAST WERE YOU MOVING?

DID YOU STOP ANYTIME WHILE OBSERVING THE PHENOMENON? ☐ YES ☐ NO

EXPLAIN WHETHER SUCH MOVEMENT AFFECTS YOUR SKETCHES IN ITEMS 5 AND 6.

DESCRIBE TYPE OF VEHICLE YOU WERE IN AND TYPE OF ROAD, TERRAIN OR BODY OF WATER YOU TRAVERSED DURING THE SIGHTING. STATE WHETHER WINDOWS OR CONVERTIBLE TOP WERE UP OR DOWN.

HOW MUCH OTHER TRAFFIC WAS THERE? NONE

DID YOU NOTICE ANY AIRPLANES? ☐ YES ☑ NO. IF "YES," DESCRIBE WHEN THEY WERE IN SIGHT RELATIVE TO THE TIME OF SIGHTING THE PHENOMENON AND WHERE THEY WERE IN THE SKY RELATIVE TO THE POSITION OF THE PHENOMENON.

9. HOW LONG WAS THE PHENOMENON IN SIGHT?

LENGTH OF TIME 10 MIN

	CERTAIN OF TIME		NOT VERY SURE
✓	FAIRLY CERTAIN		JUST A GUESS

HOW WAS TIME DETERMINED?

WAS THE PHENOMENON IN SIGHT CONTINUOUSLY? ☑ YES ☐ NO. IF "NO," INDICATE WHETHER THIS IS DUE TO YOUR MOVEMENT OR THE BEHAVIOR OF THE PHENOMENON, AND DESCRIBE SUCH MOVEMENT OR BEHAVIOR. INDICATE DISAPPEARANCES ON PREVIOUS SKETCHES.

10. IF THERE WERE MORE THAN ONE PHENOMENON, HOW MANY WERE THERE? DRAW A PICTURE TO SHOW HOW THEY WERE ARRANGED. DID THIS ARRANGEMENT CHANGE DURING THE SIGHTING?

1

11. CONDITIONS *(Check appropriate blocks.)*

A. SKY		B. WEATHER			
	DAY		CUMULUS CLOUDS *(Low fluffy)*		FOG OR MIST
	TWILIGHT		CIRRUS CLOUDS *(High fleecy or Herring-bone)*		HEAVY RAIN
✓	NIGHT				LIGHT RAIN OR DRIZZLE
✓	CLEAR		NIMBUS CLOUDS *(Rain)*		HAIL
	PARTLY CLOUDY		CUMULONIMBUS CLOUDS *(Thunderstorms)*		SNOW OR SLEET
	COMPLETELY OVERCAST				UNKNOWN
			HAZE OR SMOG		NONE OF THE ABOVE

C. IF THE SIGHTING WAS AT TWILIGHT OR NIGHT, WHAT DID YOU NOTICE ABOUT THE STARS AND MOON?

(1) STARS		(2) ✓ MOON			
	NONE	✓	BRIGHT MOONLIGHT		NO MOONLIGHT
	A FEW		MOON WITH HALO		UNKNOWN
	MANY		MOON HIDDEN BY CLOUDS		
✓	UNKNOWN		PARTIAL *(New or quarter)*		

D. IF SIGHTING WAS IN DAYLIGHT, WAS THE SUN VISIBLE? ☐ YES ☐ NO. IF "YES," WHERE WAS THE SUN AS YOU FACED THE PHENOMENON?

	IN FRONT OF YOU		TO YOUR RIGHT		OVERHEAD *(Near noon)*
	IN BACK OF YOU		TO YOUR LEFT		UNKNOWN

E. SPECIFY THE MAJOR SOURCE OF ILLUMINATION PRESENT DURING THE SIGHTING, SUCH AS THE SUN, HEADLIGHTS OR STREET LAMP, ETC. FOR TERRESTRIAL ILLUMINATION, SPECIFY DISTANCE TO LIGHT SOURCE.

seemed to glow itself

12. GIVE A BRIEF DESCRIPTION OF THE PHENOMENON, INDICATING WHETHER IT APPEARED DARK OR LIGHT, WHETHER IT REFLECTED LIGHT OR WAS SELF-LUMINOUS AND WHAT COLORS YOU NOTICED. DESCRIBE YOUR IMPRESSION OF WHETHER IT WAS SOLID OR TRANSPARENT, WHETHER EDGES WERE SHARP OR FUZZY. DESCRIBE THE SHAPE OR INDICATE IF IT APPEARED AS A POINT OF LIGHT. INDICATE COMPARISONS WITH OTHER OBSERVED OBJECTS, LIKE STARS, A LIGHT OR OTHER OBJECT IN YOUR FIELD OF VIEW.

self luminous
light
solid
blunt edged tapered

15. DRAW A PICTURE THAT WILL SHOW THE SHAPE OF THE PHENOMENON. INCLUDE AND LABEL ANY DETAILS THAT MIGHT HAVE APPEARED AS WINGS OR PROTRUSIONS, AND INDICATE EXHAUST OR VAPOR TRAILS. INDICATE BY AN ARROW THE DIRECTION THE PHENOMENON WAS MOVING.



16. WHAT WAS THE ANGULAR SIZE? HOLD A MATCH AT ARM'S LENGTH IN FRONT OF A KNOWN OBJECT, SUCH AS A STREET LAMP OR THE MOON. NOTE HOW MUCH OF THE OBJECT IS COVERED BY THE HEAD OF THE MATCH. NOW IF YOU HAD BEEN ABLE TO PERFORM THIS EXPERIMENT AT THE TIME OF THE SIGHTING, ESTIMATE WHAT FRACTION OF THE PHENOMENON WOULD HAVE BEEN COVERED BY THE MATCH HEAD.

13. DID THE PHENOMENON	YES	NO	UNKNOWN
MOVE IN A STRAIGHT LINE?	✓		
STAND STILL AT ANYTIME?		✓	
SUDDENLY SPEED UP AND RUN AWAY?		✓	
BREAK UP IN PARTS AND EXPLODE?		✓	
CHANGE COLOR?		✓	
GIVE OFF SMOKE?		✓	
CHANGE BRIGHTNESS?		✓	
CHANGE SHAPE?		✓	
FLASH OR FLICKER?		✓	
DISAPPEAR AND REAPPEAR?	✓		
SPIN LIKE A TOP?		✓	
MAKE A NOISE?		✓	
FLUTTER OR WOBBLE?		✓	

14. WHAT DREW YOUR ATTENTION TO THE PHENOMENON?

just noticed

A. HOW DID IT FINALLY DISAPPEAR?

obscured by trees

B. DID THE PHENOMENON MOVE BEHIND OR IN FRONT OF SOMETHING, LIKE A CLOUD, TREE, OR BUILDING AT ANY TIME?
☑ YES ☐ NO. IF "YES," DESCRIBE.

behind trees & houses

22. HAVE YOU EVER SEEN THIS OR A SIMILAR PHENOMENON BEFORE? ☐ YES ☒ NO. IF "YES," GIVE DATE AND LOCATION.

23. WAS ANYONE WITH YOU AT THE TIME YOU SAW THE PHENOMENON? ☒ YES ☐ NO. IF "YES," DID THEY SEE IT TOO? ☐ YES ☐ NO.

A. LIST THEIR NAMES AND ADDRESSES

[redacted]

24. GIVE THE FOLLOWING INFORMATION ABOUT YOURSELF

LAST NAME [redacted]

ADDRESS (Street, City, State and Zip Code) [redacted] AVE DAYTON

TELEPHONE (Area code and number) [redacted]

AGE		MALE		FEMALE
23	X			

INDICATE ADDITIONAL INFORMATION INCLUDING OCCUPATION AND ANY EXPERIENCE WHICH MAY BE PERTINENT.

25. WHEN AND TO WHOM DID YOU REPORT THAT YOU HAD SIGHTED THIS PHENOMENON?

NAME _____ DAY _____ MONTH _____ YEAR _____

26. DATE YOU COMPLETED THIS QUESTIONNAIRE.

DAY _____ MONTH _____ YEAR _____

17. DID YOU OBSERVE THE PHENOMENON THROUGH ANY OF THE FOLLOWING? INCLUDE INFORMATION ON MODEL, TYPE, FILTER, LENS PRESCRIPTION OR OTHER APPLICABLE DATA.

	EYEGLASSES		CAMERA VIEWER
	SUNGLASSES		BINOCULARS
	WINDSHIELD		TELESCOPE
	SIDE WINDOW OF VEHICLE		THEODOLITE
	WINDOWPANE	✓	OTHER screen door

A. DO YOU ORDINARILY WEAR GLASSES? ☐ YES ☑ NO

B. DO YOU USE READING GLASSES? ☐ YES ☐ NO

18. WHAT WAS YOUR IMPRESSION OF THE SPEED OF THE PHENOMENON? GIVE ESTIMATE OF SPEED very fast

19. WHAT WAS YOUR IMPRESSION OF THE DISTANCE OF THE PHENOMENON? GIVE ESTIMATE OF DISTANCE 2

20. IN ORDER THAT WE MAY OBTAIN AS CLEAR A PICTURE AS POSSIBLE OF WHAT YOU SAW, DESCRIBE IN YOUR OWN WORDS A COMMON OBJECT OR OBJECTS WHICH, WHEN PLACED IN THE SKY, SIMILAR TO WHERE YOU NOTED THE PHENOMENON, WOULD BEAR SOME RESEMBLANCE TO WHAT YOU SAW. DESCRIBE SIMILARITIES AND DIFFERENCES BETWEEN THE COMMON OBJECT AND WHAT YOU SAW.

cigar cut-off at both ends slight-taper

21. DID YOU NOTICE ANY ODOR, NOISE, OR HEAT EMANATING FROM THE PHENOMENON OR ANY EFFECT ON YOURSELF, ANIMALS OR MACHINERY IN THE VICINITY? ☐ YES ☑ NO. IF "YES," DESCRIBE.

A. DID THE PHENOMENON DISTURB THE GROUND OR LEAVE ANY PHYSICAL EVIDENCE. ☐ YES ☑ NO. IF "YES," DESCRIBE.

5 Jul 68

DEPARTMENT OF THE AIR FORCE
HEADQUARTERS FOREIGN TECHNOLOGY DIVISION (AFSC)
WRIGHT-PATTERSON AIR FORCE BASE OHIO 45433

REPLY TO ATTN OF: TDPT (UFO)

SUBJECT: UFO Observation, 5 July 1968

JUL 10 1968

TO: [redacted]
Dayton, Ohio 45449

Reference your recent unidentified flying object sighting which you reported to the Air Force. The information which we have received is not sufficient for a scientific investigation. Request you complete the attached AF Form 117 and return it in the self-addressed envelope. Thank you for reporting your observation to the Air Force.

HECTOR QUINTANILLA, Jr, Lt Colonel, USAF
Chief, Aerial Phenomena Office
Aerospace Technologies Division
Production Directorate

1 Atch
AF Form 117 w/envelope

6A. NOW IMAGINE YOU ARE AT THE CENTER OF THE COMPASS ROSE. PLACE AN "A" ON THE COMPASS TO INDICATE THE DIRECTION TO THE PHENOMENON WHEN FIRST SEEN. PLACE A "B" ON THE COMPASS TO INDICATE THE DIRECTION TO THE PHENOMENON WHEN LAST SEEN.

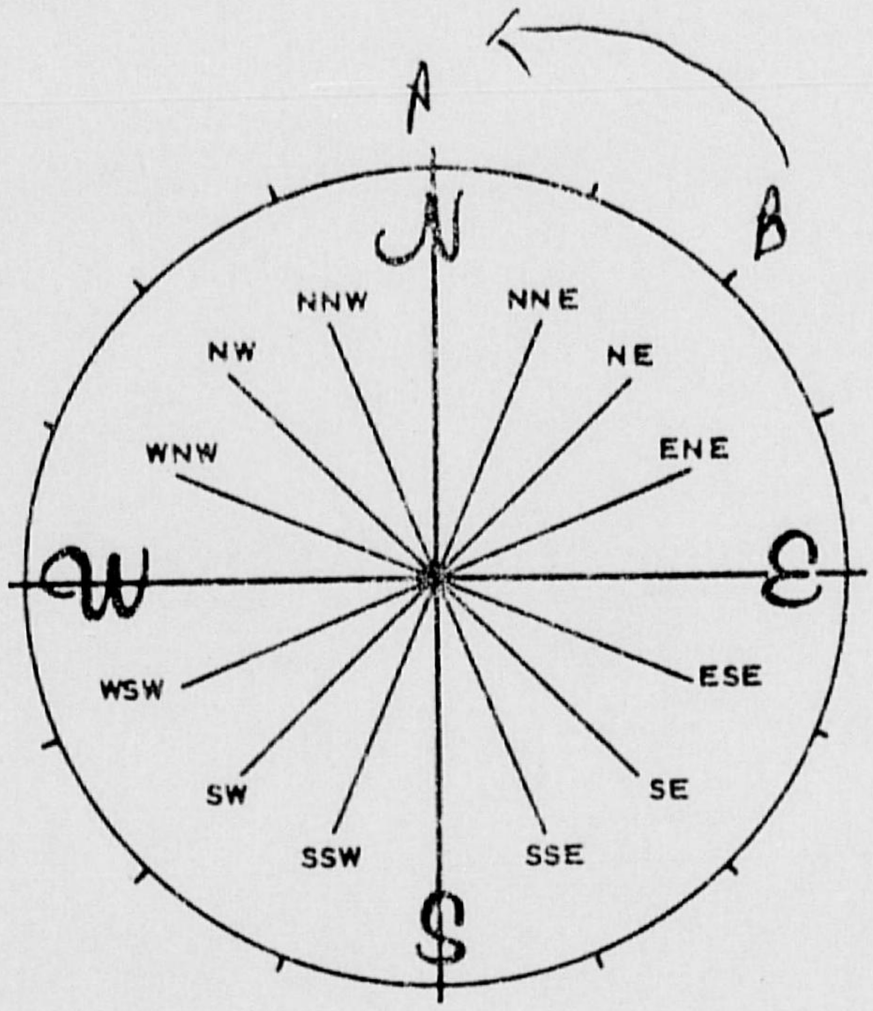

7. IN THE SKETCH BELOW, PLACE AN "A" AT THE POSITION OF THE PHENOMENON WHEN FIRST SEEN, AND A "B" AT THE POSITION OF THE PHENOMENON WHEN LAST SEEN. CONNECT THE "A" AND "B" WITH A LINE TO APPROXIMATE THE MOVEMENT OF THE PHENOMENON BETWEEN "A" AND "B". THAT IS, SCHEMATICALLY SHOW WHETHER THE MOVEMENT APPEARED TO BE STRAIGHT, CURVED OR ZIG-ZAG. REFER TO SMALLER SKETCH AS AN EXAMPLE OF HOW TO COMPLETE THE LARGER SKETCH.

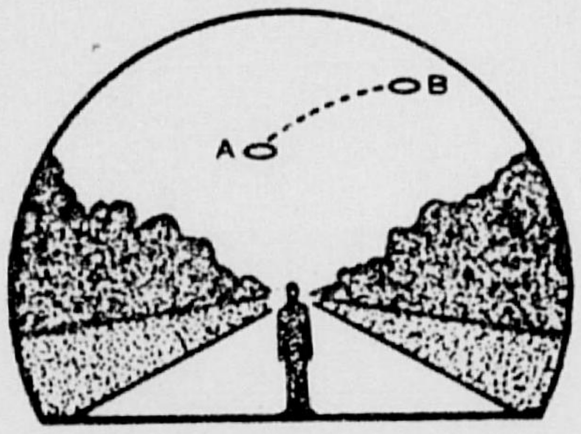



SIGHTING OF UNIDENTIFIED PHENOMENA QUESTIONNAIRE

BUDGET BUREAU APPROVAL NUMBER 21-R258

THIS QUESTIONNAIRE HAS BEEN PREPARED SO THAT YOU CAN GIVE THE U.S. AIR FORCE AS MUCH INFORMATION AS POSSIBLE CONCERNING THE UNIDENTIFIED PHENOMENON THAT YOU HAVE OBSERVED. PLEASE TRY TO ANSWER ALL OF THE QUESTIONS. THE INFORMATION YOU GIVE WILL BE USED FOR RESEARCH PURPOSES. YOUR NAME WILL NOT BE USED IN CONNECTION WITH ANY OF YOUR STATEMENTS OR CONCLUSIONS WITHOUT YOUR PERMISSION. RETURN TO AIR FORCE BASE INVESTIGATOR FOR FORWARDING TO FTD (TDETR), WRIGHT-PATTERSON AFB, OHIO 45433, IAW AFR 80-17. *(IF ADDITIONAL SHEETS ARE NEEDED FOR NARRATIVE OR SKETCHES ATTACH SECURELY TO THIS FORM OR ANNOTATE WITH YOUR NAME FOR IDENTIFICATION.)*

1. WHEN DID YOU SEE THE PHENOMENON?
DAY 5 MONTH Jul YEAR 61

2. WHAT TIME DID YOU FIRST SIGHT THE PHENOMENON?
HOUR 2300 MINUTES _____ ☐ A.M. ☒ P.M.

3. WHAT TIME DID YOU LAST SIGHT THE PHENOMENON?
HOUR 2310 MINUTES _____ ☐ A.M. ☒ P.M.

4. TIME ZONE ☐ DAYLIGHT SAVINGS ☐ STANDARD
☐ EASTERN ☐ CENTRAL ☐ MOUNTAIN ☐ PACIFIC ☐ OTHER

5. WHERE WERE YOU WHEN YOU SAW THE PHENOMENON? IF IN CITY, GIVE THE NEAREST STREET ADDRESS AND INDICATE ON A HAND DRAWN MAP WHERE YOU WERE STANDING WITH REFERENCE TO THE ADDRESS. IF IN THE COUNTRY, IDENTIFY THE HIGHWAY YOU WERE ON OR NEAR AND TRY TO FIX A DISTANCE AND DIRECTION FROM SOME RECOGNIZABLE LANDMARK.

BELOW N. CARROLTON
NY ROUTE 370

6. IMAGINE YOU ARE AT THE POINT SHOWN IN THE SKETCH, PLACE AN "A" ON THE CURVED LINE TO SHOW HOW HIGH THE PHENOMENON WAS ABOVE THE HORIZON, OR SKYLINE, WHEN FIRST SEEN. PLACE A "B" ON THE SAME CURVED LINE TO SHOW HOW HIGH ABOVE THE HORIZON THE PHENOMENON WAS WHEN LAST SEEN.

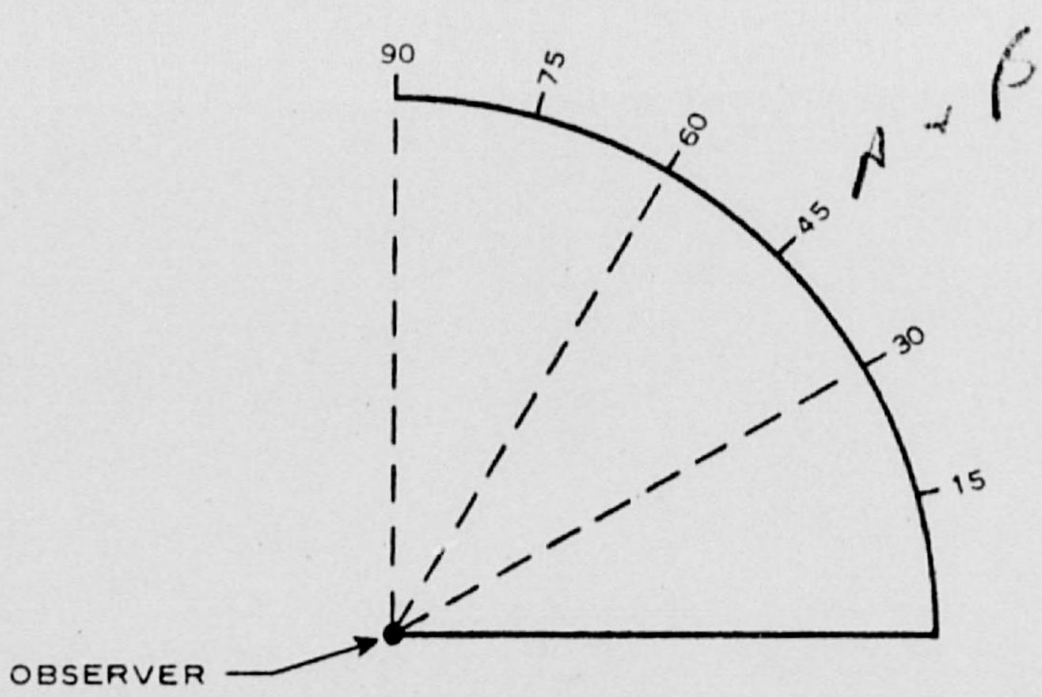

AF FORM AUG 67 117

10. IF THERE WERE MORE THAN ONE PHENOMENON, HOW MANY WERE THERE? DRAW A PICTURE TO SHOW HOW THEY WERE ARRANGED. DID THIS ARRANGEMENT CHANGE DURING THE SIGHTING?

11. CONDITIONS *(Check appropriate blocks.)*

A. SKY		B. WEATHER			
	DAY		CUMULUS CLOUDS *(Low fluffy)*		FOG OR MIST
	TWILIGHT		CIRRUS CLOUDS *(High fleecy or Herring-bone)*		HEAVY RAIN
✓	NIGHT				LIGHT RAIN OR DRIZZLE
✓	CLEAR		NIMBUS CLOUDS *(Rain)*		HAIL
	PARTLY CLOUDY		CUMULONIMBUS CLOUDS *(Thunderstorms)*		SNOW OR SLEET
	COMPLETELY OVERCAST				UNKNOWN
			HAZE OR SMOG	✓	NONE OF THE ABOVE

C. IF THE SIGHTING WAS AT TWILIGHT OR NIGHT, WHAT DID YOU NOTICE ABOUT THE STARS AND MOON?

(1) STARS		(2) MOON		
	NONE	✓	BRIGHT MOONLIGHT		NO MOONLIGHT
	A FEW		MOON WITH HALO		UNKNOWN
✓	MANY		MOON HIDDEN BY CLOUDS		
	UNKNOWN		PARTIAL *(New or quarter)*		

D. IF SIGHTING WAS IN DAYLIGHT, WAS THE SUN VISIBLE? ☐ YES ☐ NO. IF "YES," WHERE WAS THE SUN AS YOU FACED THE PHENOMENON?

	IN FRONT OF YOU		TO YOUR RIGHT		OVERHEAD *(Near noon)*
	IN BACK OF YOU		TO YOUR LEFT		UNKNOWN

E. SPECIFY THE MAJOR SOURCE OF ILLUMINATION PRESENT DURING THE SIGHTING, SUCH AS THE SUN, HEADLIGHTS OR STREET LAMP, ETC. FOR TERRESTRIAL ILLUMINATION, SPECIFY DISTANCE TO LIGHT SOURCE.

OBJECT BRIGHTEST Moon IN BACK

12. GIVE A BRIEF DESCRIPTION OF THE PHENOMENON, INDICATING WHETHER IT APPEARED DARK OR LIGHT, WHETHER IT REFLECTED LIGHT OR WAS SELF-LUMINOUS AND WHAT COLORS YOU NOTICED. DESCRIBE YOUR IMPRESSION OF WHETHER IT WAS SOLID OR TRANSPARENT, WHETHER EDGES WERE SHARP OR FUZZY. DESCRIBE THE SHAPE OR INDICATE IF IT APPEARED AS A POINT OF LIGHT. INDICATE COMPARISONS WITH OTHER OBSERVED OBJECTS, LIKE STARS, A LIGHT OR OTHER OBJECT IN YOUR FIELD OF VIEW.

LIGHT
SELF - LUMINOUS
SOLID
SHARP

8. WHERE WERE YOU WHEN YOU SAW THE PHENOMENON? *(Check appropriate blocks.)*

	OUTDOORS		IN BUSINESS SECTION OF CITY
	IN BUILDING		IN RESIDENTIAL SECTION OF CITY
	IN CAR ☐ AS DRIVER ☐ AS PASSENGER	✓	IN OPEN COUNTRYSIDE
✓	IN BOAT 12 FT ALUM.		NEAR AIRFIELD
	IN AIRPLANE ☐ AS PILOT ☐ AS PASSENGER		FLYING OVER CITY
	OTHER		FLYING OVER OPEN COUNTRY
			OTHER

A. IF YOU WERE IN A VEHICLE, COMPLETE THE FOLLOWING:

WHAT DIRECTION WERE YOU MOVING?

	NORTH		EAST
	SOUTH	✓	WEST
	NORTHEAST		SOUTHEAST
	NORTHWEST		SOUTHWEST

HOW FAST WERE YOU MOVING? WITH CURRENT

DID YOU STOP ANYTIME WHILE OBSERVING THE PHENOMENON? ☑ YES ☐ NO

EXPLAIN WHETHER SUCH MOVEMENT AFFECTS YOUR SKETCHES IN ITEMS 5 AND 6.

DESCRIBE TYPE OF VEHICLE YOU WERE IN AND TYPE OF ROAD, TERRAIN OR BODY OF WATER YOU TRAVERSED DURING THE SIGHTING. STATE WHETHER WINDOWS OR CONVERTIBLE TOP WERE UP OR DOWN.

HOW MUCH OTHER TRAFFIC WAS THERE? NO OTHER BOATS

DID YOU NOTICE ANY AIRPLANES? ☐ YES ☑ NO. IF "YES," DESCRIBE WHEN THEY WERE IN SIGHT RELATIVE TO THE TIME OF SIGHTING THE PHENOMENON AND WHERE THEY WERE IN THE SKY RELATIVE TO THE POSITION OF THE PHENOMENON.

9. HOW LONG WAS THE PHENOMENON IN SIGHT?

LENGTH OF TIME 10

	CERTAIN OF TIME		NOT VERY SURE
✓	FAIRLY CERTAIN		JUST A GUESS

HOW WAS TIME DETERMINED? POSSIBLY LONGER

WAS THE PHENOMENON IN SIGHT CONTINUOUSLY? ☑ YES ☐ NO. IF "NO," INDICATE WHETHER THIS IS DUE TO YOUR MOVEMENT OR THE BEHAVIOR OF THE PHENOMENON, AND DESCRIBE SUCH MOVEMENT OR BEHAVIOR. INDICATE DISAPPEARANCES ON PREVIOUS SKETCHES.

15. DRAW A PICTURE THAT WILL SHOW THE SHAPE OF THE PHENOMENON. INCLUDE AND LABEL ANY DETAILS THAT MIGHT HAVE APPEARED AS WINGS OR PROTRUSIONS, AND INDICATE EXHAUST OR VAPOR TRAILS. INDICATE BY AN ARROW THE DIRECTION THE PHENOMENON WAS MOVING.



3 POWS OF LIGHTS

FLICKERED NOT OBSERVED

TOO FAST FOR A BLIMP
TOO SLOW FOR A PLANE

TOO L ODDNESS SWOOPLY

16. WHAT WAS THE ANGULAR SIZE? HOLD A MATCH AT ARM'S LENGTH IN FRONT OF A KNOWN OBJECT, SUCH AS A STREET LAMP OR THE MOON. NOTE HOW MUCH OF THE OBJECT IS COVERED BY THE HEAD OF THE MATCH. NOW IF YOU HAD BEEN ABLE TO PERFORM THIS EXPERIMENT AT THE TIME OF THE SIGHTING, ESTIMATE WHAT FRACTION OF THE PHENOMENON WOULD HAVE BEEN COVERED BY THE MATCH HEAD.

1/5

13. DID THE PHENOMENON	YES	NO	UNKNOWN
MOVE IN A STRAIGHT LINE?	✓		
STAND STILL AT ANYTIME?	✓		
SUDDENLY SPEED UP AND RUN AWAY?		✓	
BREAK UP IN PARTS AND EXPLODE?		✓	
CHANGE COLOR?		✓	
GIVE OFF SMOKE?		✓	
CHANGE BRIGHTNESS?		✓	
CHANGE SHAPE?		✓	
FLASH OR FLICKER?	✓		
DISAPPEAR AND REAPPEAR?		✓	
SPIN LIKE A TOP?			✓
MAKE A NOISE?		✓	
FLUTTER OR WOBBLE?		✓	

14. WHAT DREW YOUR ATTENTION TO THE PHENOMENON?

SO MANY LIGHTS

3 SETS OF LIGHTS

FLASHED LIKE T-BIRD

TAILLIGHTS

A. HOW DID IT FINALLY DISAPPEAR?

WENT ON TOP OF A FLOOD

LEVEL & DIS

B. DID THE PHENOMENON MOVE BEHIND OR IN FRONT OF SOMETHING, LIKE A CLOUD, TREE, OR BUILDING AT ANY TIME?
☑ YES. ☐ NO. IF "YES," DESCRIBE.

22. HAVE YOU EVER SEEN THIS OR A SIMILAR PHENOMENON BEFORE? ☐ YES ☑ NO. IF "YES," GIVE DATE AND LOCATION.

23. WAS ANYONE WITH YOU AT THE TIME YOU SAW THE PHENOMENON? ☐ YES ☐ NO. IF "YES," DID THEY SEE IT TOO? ☐ YES ☐ NO.

A. LIST THEIR NAMES AND ADDRESSES

ENGLEWOOD [redacted]

24. GIVE THE FOLLOWING INFORMATION ABOUT YOURSELF

LAST NAME, FIRST NAME, MIDDLE NAME [redacted]

ADDRESS *(Street, City, State and Zip Code)*

[redacted] CREEK RD. W. CONRECTION

TELEPHONE *(Area code)*	AGE		MALE		FEMALE
[redacted]	22	4			

INDICATE ADDITIONAL INFORMATION INCLUDING OCCUPATION AND ANY EXPERIENCE WHICH MAY BE PERTINENT.

STRIPPER (NEGATIVE PREPARATION)

DOESN'T BELIEVE IN UFO'S BUT COULD NOT EXPLAIN THIS ONE.

25. WHEN AND TO WHOM DID YOU REPORT THAT YOU HAD SIGHTED THIS PHENOMENON?

NAME [redacted] DAY 5 MONTH JUL YEAR 68

26. DATE YOU COMPLETED THIS QUESTIONNAIRE.

DAY 6 MONTH JUL YEAR 68

17. DID YOU OBSERVE THE PHENOMENON THROUGH ANY OF THE FOLLOWING? INCLUDE INFORMATION ON MODEL, TYPE, FILTER, LENS PRESCRIPTION OR OTHER APPLICABLE DATA.

☐	EYEGLASSES	☐	CAMERA VIEWER
☐	SUNGLASSES	☐	BINOCULARS
☐	WINDSHIELD	☐	TELESCOPE
☐	SIDE WINDOW OF VEHICLE	☐	THEODOLITE
☐	WINDOWPANE	☐	OTHER

A. DO YOU ORDINARILY WEAR GLASSES? ☐ YES ☒ NO

B. DO YOU USE READING GLASSES? ☐ YES ☒ NO

18. WHAT WAS YOUR IMPRESSION OF THE SPEED OF THE PHENOMENON? GIVE ESTIMATE OF SPEED 50

19. WHAT WAS YOUR IMPRESSION OF THE DISTANCE OF THE PHENOMENON? GIVE ESTIMATE OF DISTANCE 3/4 MI.

20. IN ORDER THAT WE MAY OBTAIN AS CLEAR A PICTURE AS POSSIBLE OF WHAT YOU SAW, DESCRIBE IN YOUR OWN WORDS A COMMON OBJECT OR OBJECTS WHICH, WHEN PLACED IN THE SKY, SIMILAR TO WHERE YOU NOTED THE PHENOMENON, WOULD BEAR SOME RESEMBLANCE TO WHAT YOU SAW. DESCRIBE SIMILARITIES AND DIFFERENCES BETWEEN THE COMMON OBJECT AND WHAT YOU SAW.

GOOD YEAR BLIMP
WITH
SOLID LIGHTS

21. DID YOU NOTICE ANY ODOR, NOISE, OR HEAT EMANATING FROM THE PHENOMENON OR ANY EFFECT ON YOURSELF, ANIMALS OR MACHINERY IN THE VICINITY? ☐ YES ☒ NO. IF "YES," DESCRIBE.

A. DID THE PHENOMENON DISTURB THE GROUND OR LEAVE ANY PHYSICAL EVIDENCE. ☐ YES ☒ NO. IF "YES," DESCRIBE.

27. INFORMATION WHICH YOU FEEL IS PERTINENT BUT WHICH IS NOT ADEQUATELY COVERED IN THIS QUESTIONNAIRE, ALTERNATIVELY PROVIDE A NARRATIVE EXPLANATION OF THE SIGHTING.

object was standing
to disappear then
they flashed a large
light on it - then
came back - then
left again!

5 July 68

DEPARTMENT OF THE AIR FORCE
HEADQUARTERS FOREIGN TECHNOLOGY DIVISION (AFSC)
WRIGHT-PATTERSON AIR FORCE BASE, OHIO 45433

REPLY TO ATTN OF: TDPT (UFO)

SUBJECT: UFO Observation , 5 July 1968

JUL 10 1968

TO: [redacted]
Dayton, Ohio 45424

Reference your recent unidentified flying object sighting which you reported to the Air Force. The information which we have received is not sufficient for a scientific investigation. Request you complete the attached AF Form 117 and return it in the self-addressed envelope. Thank you for reporting your observation to the Air Force.

HECTOR QUINTANILLA, Jr, Lt Colonel, USAF
Chief, Aerial Phenomena Office
Aerospace Technologies Division
Production Directorate

1 Atch
AF Form 117 w/envelope

6A. NOW IMAGINE YOU ARE AT THE CENTER OF THE COMPASS ROSE. PLACE AN "A" ON THE COMPASS TO INDICATE THE DIRECTION TO THE PHENOMENON WHEN FIRST SEEN. PLACE A "B" ON THE COMPASS TO INDICATE THE DIRECTION TO THE PHENOMENON WHEN LAST SEEN.

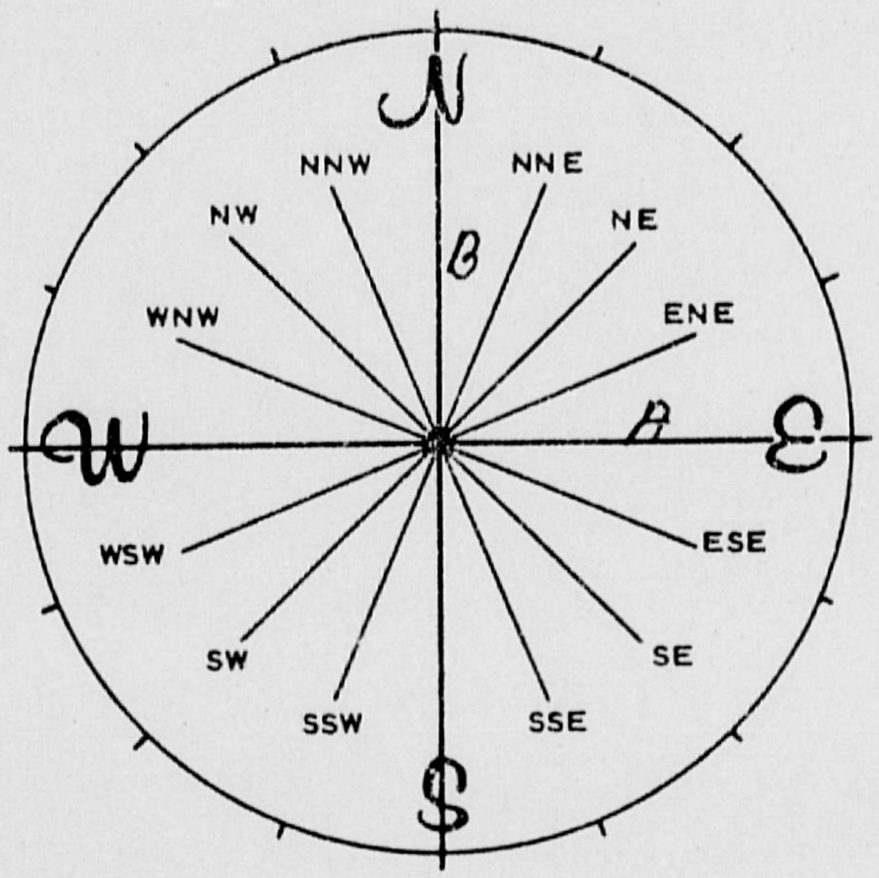

7. IN THE SKETCH BELOW, PLACE AN "A" AT THE POSITION OF THE PHENOMENON WHEN FIRST SEEN, AND A "B" AT THE POSITION OF THE PHENOMENON WHEN LAST SEEN. CONNECT THE "A" AND "B" WITH A LINE TO APPROXIMATE THE MOVEMENT OF THE PHENOMENON BETWEEN "A" AND "B". THAT IS, SCHEMATICALLY SHOW WHETHER THE MOVEMENT APPEARED TO BE STRAIGHT, CURVED OR ZIG-ZAG. REFER TO SMALLER SKETCH AS AN EXAMPLE OF HOW TO COMPLETE THE LARGER SKETCH.

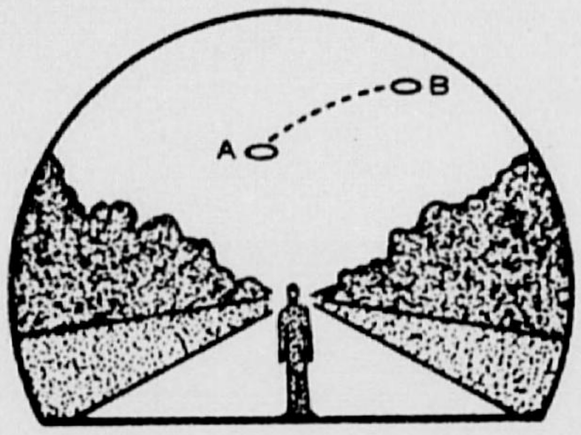



SIGHTING OF UNIDENTIFIED PHENOMENA QUESTIONNAIRE

BUDGET BUREAU APPROVAL NUMBER 21-R250

THIS QUESTIONNAIRE HAS BEEN PREPARED SO THAT YOU CAN GIVE THE U.S. AIR FORCE AS MUCH INFORMATION AS POSSIBLE CONCERNING THE UNIDENTIFIED PHENOMENON THAT YOU HAVE OBSERVED. PLEASE TRY TO ANSWER ALL OF THE QUESTIONS. THE INFORMATION YOU GIVE WILL BE USED FOR RESEARCH PURPOSES. YOUR NAME WILL NOT BE USED IN CONNECTION WITH ANY OF YOUR STATEMENTS OR CONCLUSIONS WITHOUT YOUR PERMISSION. RETURN TO AIR FORCE BASE INVESTIGATOR FOR FORWARDING TO FTD (TDETR), WRIGHT-PATTERSON AFB, OHIO 45433, IAW AFR 80-17. *(IF ADDITIONAL SHEETS ARE NEEDED FOR NARRATIVE OR SKETCHES ATTACH SECURELY TO THIS FORM OR ANNOTATE WITH YOUR NAME FOR IDENTIFICATION.)*

1. WHEN DID YOU SEE THE PHENOMENON? DAY 5 MONTH JULY YEAR 1968

2. WHAT TIME DID YOU FIRST SIGHT THE PHENOMENON? HOUR 2225 MINUTES _____ ☐ A.M. ☐ P.M.

3. WHAT TIME DID YOU LAST SIGHT THE PHENOMENON? HOUR 2227 MINUTES _____ ☐ A.M. ☐ P.M.

4. TIME/ZONE ☐ DAYLIGHT SAVINGS ☐ STANDARD

☑ EASTERN ☐ CENTRAL ☐ MOUNTAIN ☐ PACIFIC ☐ OTHER

5. WHERE WERE YOU WHEN YOU SAW THE PHENOMENON? IF IN CITY, GIVE THE NEAREST STREET ADDRESS AND INDICATE ON A HAND DRAWN MAP WHERE YOU WERE STANDING WITH REFERENCE TO THE ADDRESS. IF IN THE COUNTRY, IDENTIFY THE HIGHWAY YOU WERE ON OR NEAR AND TRY TO FIX A DISTANCE AND DIRECTION FROM SOME RECOGNIZABLE LANDMARK.

Jersey & W 3rd

6. IMAGINE YOU ARE AT THE POINT SHOWN IN THE SKETCH, PLACE AN "A" ON THE CURVED LINE TO SHOW HOW HIGH THE PHENOMENON WAS ABOVE THE HORIZON, OR SKYLINE, WHEN FIRST SEEN. PLACE A "B" ON THE SAME CURVED LINE TO SHOW HOW HIGH ABOVE THE HORIZON THE PHENOMENON WAS WHEN LAST SEEN.

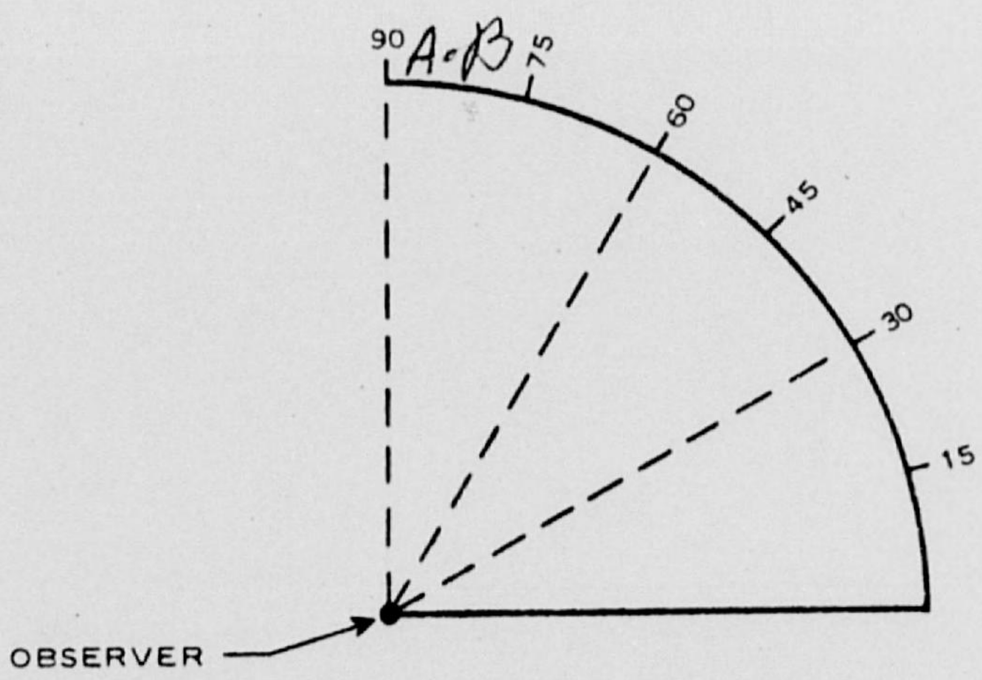

AF FORM AUG 67 117

10. IF THERE WERE MORE THAN ONE PHENOMENON, HOW MANY WERE THERE? DRAW A PICTURE TO SHOW HOW THEY WERE ARRANGED. DID THIS ARRANGEMENT CHANGE DURING THE SIGHTING?

11. CONDITIONS *(Check appropriate blocks.)*

A. SKY		B. WEATHER			
	DAY		CUMULUS CLOUDS *(Low fluffy)*		FOG OR MIST
	TWILIGHT		CIRRUS CLOUDS *(High fleecy or Herring-bone)*		HEAVY RAIN
✓	NIGHT				LIGHT RAIN OR DRIZZLE
✓	CLEAR		NIMBUS CLOUDS *(Rain)*		HAIL
	PARTLY CLOUDY		CUMULONIMBUS CLOUDS *(Thunderstorms)*		SNOW OR SLEET
	COMPLETELY OVERCAST				UNKNOWN
			HAZE OR SMOG		NONE OF THE ABOVE

C. IF THE SIGHTING WAS AT TWILIGHT OR NIGHT, WHAT DID YOU NOTICE ABOUT THE STARS AND MOON?

(1) STARS		(2) MOON			
	NONE		BRIGHT MOONLIGHT	X	NO MOONLIGHT
✓	A FEW		MOON WITH HALO		UNKNOWN
	MANY		MOON HIDDEN BY CLOUDS		
	UNKNOWN		PARTIAL *(New or quarter)*		

D. IF SIGHTING WAS IN DAYLIGHT, WAS THE SUN VISIBLE? ☐ YES ☐ NO. IF "YES," WHERE WAS THE SUN AS YOU FACED THE PHENOMENON?

	IN FRONT OF YOU		TO YOUR RIGHT		OVERHEAD *(Near noon)*
	IN BACK OF YOU		TO YOUR LEFT		UNKNOWN

E. SPECIFY THE MAJOR SOURCE OF ILLUMINATION PRESENT DURING THE SIGHTING, SUCH AS THE SUN, HEADLIGHTS OR STREET LAMP, ETC. FOR TERRESTRIAL ILLUMINATION, SPECIFY DISTANCE TO LIGHT SOURCE.

12. GIVE A BRIEF DESCRIPTION OF THE PHENOMENON, INDICATING WHETHER IT APPEARED DARK OR LIGHT, WHETHER IT REFLECTED LIGHT OR WAS SELF-LUMINOUS AND WHAT COLORS YOU NOTICED. DESCRIBE YOUR IMPRESSION OF WHETHER IT WAS SOLID OR TRANSPARENT, WHETHER EDGES WERE SHARP OR FUZZY. DESCRIBE THE SHAPE OR INDICATE IF IT APPEARED AS A POINT OF LIGHT. INDICATE COMPARISONS WITH OTHER OBSERVED OBJECTS, LIKE STARS, A LIGHT OR OTHER OBJECT IN YOUR FIELD OF VIEW.

circular
lights flashing around edge

8. WHERE WERE YOU WHEN YOU SAW THE PHENOMENON? *(Check appropriate blocks.)*

✓	OUTDOORS		IN BUSINESS SECTION OF CITY
	IN BUILDING	✓	IN RESIDENTIAL SECTION OF CITY
	IN CAR ☐ AS DRIVER ☐ AS PASSENGER		IN OPEN COUNTRYSIDE
	IN BOAT		NEAR AIRFIELD
	IN AIRPLANE ☐ AS PILOT ☐ AS PASSENGER		FLYING OVER CITY
	OTHER		FLYING OVER OPEN COUNTRY
			OTHER

A. IF YOU WERE IN A VEHICLE, COMPLETE THE FOLLOWING:

WHAT DIRECTION WERE YOU MOVING?				HOW FAST WERE YOU MOVING?
	NORTH		EAST	
	SOUTH		WEST	DID YOU STOP ANYTIME WHILE OBSERVING THE PHENOMENON?
	NORTHEAST		SOUTHEAST	
	NORTHWEST		SOUTHWEST	☐ YES ☐ NO

EXPLAIN WHETHER SUCH MOVEMENT AFFECTS YOUR SKETCHES IN ITEMS 5 AND 6.

DESCRIBE TYPE OF VEHICLE YOU WERE IN AND TYPE OF ROAD, TERRAIN OR BODY OF WATER YOU TRAVERSED DURING THE SIGHTING. STATE WHETHER WINDOWS OR CONVERTIBLE TOP WERE UP OR DOWN.

HOW MUCH OTHER TRAFFIC WAS THERE? quite a few cars

DID YOU NOTICE ANY AIRPLANES? ☐ YES ☑ NO. IF "YES," DESCRIBE WHEN THEY WERE IN SIGHT RELATIVE TO THE TIME OF SIGHTING THE PHENOMENON AND WHERE THEY WERE IN THE SKY RELATIVE TO THE POSITION OF THE PHENOMENON.

9. HOW LONG WAS THE PHENOMENON IN SIGHT?

LENGTH OF TIME				
2 min		CERTAIN OF TIME		NOT VERY SURE
	✓	FAIRLY CERTAIN		JUST A GUESS

HOW WAS TIME DETERMINED?

WAS THE PHENOMENON IN SIGHT CONTINUOUSLY? ☑ YES ☐ NO. IF "NO," INDICATE WHETHER THIS IS DUE TO YOUR MOVEMENT OR THE BEHAVIOR OF THE PHENOMENON, AND DESCRIBE SUCH MOVEMENT OR BEHAVIOR. INDICATE DISAPPEARANCES ON PREVIOUS SKETCHES.

15. DRAW A PICTURE THAT WILL SHOW THE SHAPE OF THE PHENOMENON. INCLUDE AND LABEL ANY DETAILS THAT MIGHT HAVE APPEARED AS WINGS OR PROTRUSIONS, AND INDICATE EXHAUST OR VAPOR TRAILS. INDICATE BY AN ARROW THE DIRECTION THE PHENOMENON WAS MOVING.



16. WHAT WAS THE ANGULAR SIZE? HOLD A MATCH AT ARM'S LENGTH IN FRONT OF A KNOWN OBJECT, SUCH AS A STREET LAMP OR THE MOON. NOTE HOW MUCH OF THE OBJECT IS COVERED BY THE HEAD OF THE MATCH. NOW IF YOU HAD BEEN ABLE TO PERFORM THIS EXPERIMENT AT THE TIME OF THE SIGHTING, ESTIMATE WHAT FRACTION OF THE PHENOMENON WOULD HAVE BEEN COVERED BY THE MATCH HEAD.

13. DID THE PHENOMENON	YES	NO	UNKNOWN
MOVE IN A STRAIGHT LINE?		✓	
STAND STILL AT ANYTIME?	✓		
SUDDENLY SPEED UP AND RUN AWAY?	✓		
BREAK UP IN PARTS AND EXPLODE?		✓	
CHANGE COLOR?		✓	
GIVE OFF SMOKE?		✓	
CHANGE BRIGHTNESS?		✓	
CHANGE SHAPE?		✓	
FLASH OR FLICKER?	✓		
DISAPPEAR AND REAPPEAR?		✓	
SPIN LIKE A TOP?			✓
MAKE A NOISE?		✓	
FLUTTER OR WOBBLE?	✓		

14. WHAT DREW YOUR ATTENTION TO THE PHENOMENON?

someone else

A. HOW DID IT FINALLY DISAPPEAR?

unknown

B. DID THE PHENOMENON MOVE BEHIND OR IN FRONT OF SOMETHING, LIKE A CLOUD, TREE, OR BUILDING AT ANY TIME?
☑ YES ☐ NO. IF "YES," DESCRIBE.

22. HAVE YOU EVER SEEN THIS OR A SIMILAR PHENOMENON BEFORE? ☐ YES ☐ NO. IF "YES," GIVE DATE AND LOCATION.

23. WAS ANYONE WITH YOU AT THE TIME YOU SAW THE PHENOMENON? ☐ YES ☐ NO. IF "YES," DID THEY SEE IT TOO? ☐ YES ☐ NO.

A. LIST THEIR NAMES AND ADDRESSES

24. GIVE THE FOLLOWING INFORMATION ABOUT YOURSELF

LAST NAME, FIRST NAME, MIDDLE NAME [redacted]

ADDRESS (Street, City, State and Zip Code) [redacted] Dayton

TELEPHONE (Area code and number) [redacted] | AGE | 1 | 4 | MALE | | FEMALE

INDICATE ADDITIONAL INFORMATION INCLUDING OCCUPATION AND ANY EXPERIENCE WHICH MAY BE PERTINENT.

25. WHEN AND TO WHOM DID YOU REPORT THAT YOU HAD SIGHTED THIS PHENOMENON?

NAME _____ DAY _____ MONTH _____ YEAR _____

26. DATE YOU COMPLETED THIS QUESTIONNAIRE.

DAY _____ MONTH _____ YEAR _____

17. DID YOU OBSERVE THE PHENOMENON THROUGH ANY OF THE FOLLOWING? INCLUDE INFORMATION ON MODEL, TYPE, FILTER, LENS PRESCRIPTION OR OTHER APPLICABLE DATA.

	EYEGLASSES		CAMERA VIEWER
	SUNGLASSES		BINOCULARS
	WINDSHIELD		TELESCOPE
	SIDE WINDOW OF VEHICLE		THEODOLITE
	WINDOWPANE		OTHER

A. DO YOU ORDINARILY WEAR GLASSES? ☐ YES ☐ NO

B. DO YOU USE READING GLASSES? ☐ YES ☐ NO

18. WHAT WAS YOUR IMPRESSION OF THE SPEED OF THE PHENOMENON? GIVE ESTIMATE OF SPEED _____

19. WHAT WAS YOUR IMPRESSION OF THE DISTANCE OF THE PHENOMENON? GIVE ESTIMATE OF DISTANCE _____.

20. IN ORDER THAT WE MAY OBTAIN AS CLEAR A PICTURE AS POSSIBLE OF WHAT YOU SAW, DESCRIBE IN YOUR OWN WORDS A COMMON OBJECT OR OBJECTS WHICH, WHEN PLACED IN THE SKY, SIMILAR TO WHERE YOU NOTED THE PHENOMENON, WOULD BEAR SOME RESEMBLANCE TO WHAT YOU SAW. DESCRIBE SIMILARITIES AND DIFFERENCES BETWEEN THE COMMON OBJECT AND WHAT YOU SAW.

21. DID YOU NOTICE ANY ODOR, NOISE, OR HEAT EMANATING FROM THE PHENOMENON OR ANY EFFECT ON YOURSELF, ANIMALS OR MACHINERY IN THE VICINITY? ☐ YES ☐ NO. IF "YES," DESCRIBE.

A. DID THE PHENOMENON DISTURB THE GROUND OR LEAVE ANY PHYSICAL EVIDENCE. ☐ YES ☐ NO. IF "YES," DESCRIBE.

5 Jul 68

DEPARTMENT OF THE AIR FORCE
HEADQUARTERS FOREIGN TECHNOLOGY DIVISION (AFSC)
WRIGHT-PATTERSON AIR FORCE BASE, OHIO 45433

REPLY TO ATTN OF: TDPT (UFO)

SUBJECT: UFO Observation , 5 July 1968

JUL 10 1968

TO: [redacted]
Dayton, Ohio 45417

Reference your recent unidentified flying object sighting which you reported to the Air Force. The information which we have received is not sufficient for a scientific investigation. Request you complete the attached AF Form 117 and return it in the self-addressed envelope. Thank you for reporting your observation to the Air Force.

HECTOR QUINTANILLA, Jr, Lt Colonel, USAF
Chief, Aerial Phenomena Office
Aerospace Technologies Division
Production Directorate

1 Atch
AF Form 117 w/envelope

DEPARTMENT OF THE AIR FORCE
HEADQUARTERS FOREIGN TECHNOLOGY DIVISION (AFSC)
WRIGHT-PATTERSON AIR FORCE BASE, OHIO 45433

REPLY TO ATTN OF: TDPT (UFO)

SUBJECT: UFO Observation, 5 July 1968

JUL 10 1968

TO: [redacted]
Dayton, Ohio 45417

Reference your recent unidentified flying object sighting which you reported to the Air Force. The information which we have received is not sufficient for a scientific investigation. Request you complete the attached AF Form 117 and return it in the self-addressed envelope. Thank you for reporting your observation to the Air Force.

HECTOR QUINTANILLA, Jr, Lt Colonel, USAF
Chief, Aerial Phenomena Office
Aerospace Technologies Division
Production Directorate

1 Atch
AF Form 117 w/envelope

DEPARTMENT OF THE AIR FORCE
HEADQUARTERS FOREIGN TECHNOLOGY DIVISION (AFSC)
WRIGHT-PATTERSON AIR FORCE BASE, OHIO 45433

REPLY TO ATTN OF: TDPT (UFO)

JUL 10 1968

SUBJECT: UFO Observation , 5 July 1968

TO: [redacted]
Dayton, Ohio 45417

Reference your recent unidentified flying object sighting which you reported to the Air Force. The information which we have received is not sufficient for a scientific investigation. Request you complete the attached AF Form 117 and return it in the self-addressed envelope. Thank you for reporting your observation to the Air Force.

HECTOR QUINTANILLA, Jr, Lt Colonel, USAF
Chief, Aerial Phenomena Office
Aerospace Technologies Division
Production Directorate

1 Atch
AF Form 117 w/envelope

DEPARTMENT OF THE AIR FORCE
HEADQUARTERS FOREIGN TECHNOLOGY DIVISION (AFSC)
WRIGHT-PATTERSON AIR FORCE BASE, OHIO 45433

REPLY TO ATTN OF: TDPT (UFO)

JUL 10 1968

SUBJECT: UFO Observation, 5 July 1968

JUL 10 1968

TO: [redacted]
Dayton, Ohio 45417

Reference your recent unidentified flying object sighting which you reported to the Air Force. The information which we have received is not sufficient for a scientific investigation. Request you complete the attached AF Form 117 and return it in the self-addressed envelope. Thank you for reporting your observation to the Air Force.

HECTOR QUINTANILLA, Jr, Lt Colonel, USAF
Chief, Aerial Phenomena Office
Aerospace Technologies Division
Production Directorate

1 Atch
AF Form 117 w/envelope

6A. NOW IMAGINE YOU ARE AT THE CENTER OF THE COMPASS ROSE. PLACE AN "A" ON THE COMPASS TO INDICATE THE DIRECTION TO THE PHENOMENON WHEN FIRST SEEN. PLACE A "B" ON THE COMPASS TO INDICATE THE DIRECTION TO THE PHENOMENON WHEN LAST SEEN.

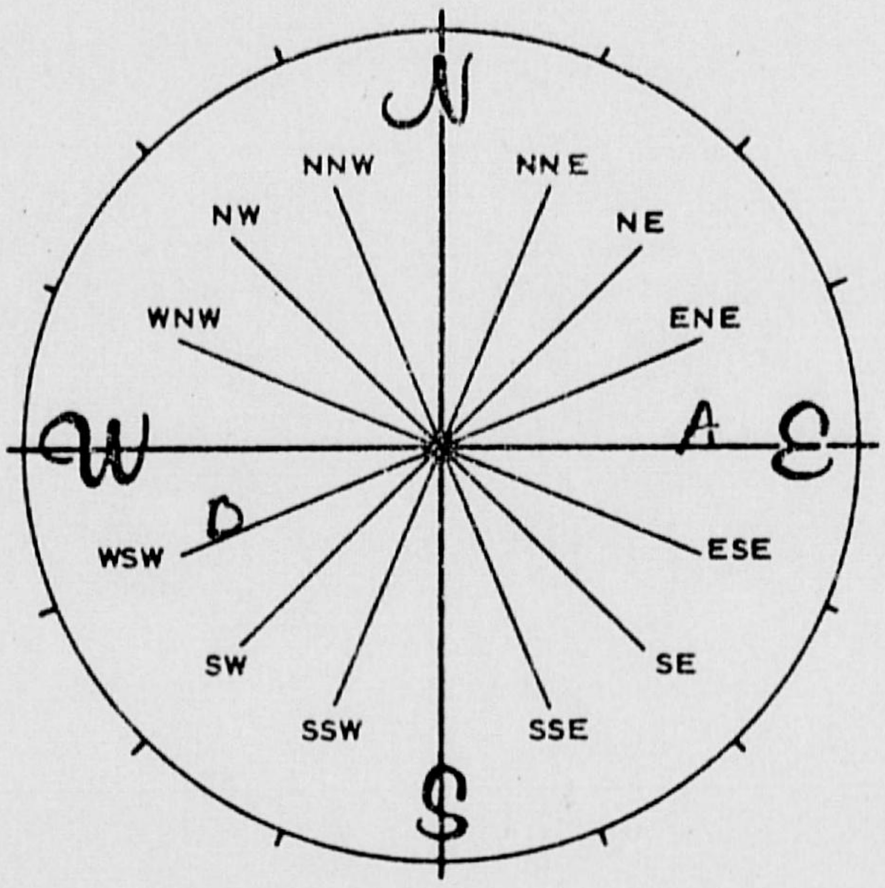

7. IN THE SKETCH BELOW, PLACE AN "A" AT THE POSITION OF THE PHENOMENON WHEN FIRST SEEN, AND A "B" AT THE POSITION OF THE PHENOMENON WHEN LAST SEEN. CONNECT THE "A" AND "B" WITH A LINE TO APPROXIMATE THE MOVEMENT OF THE PHENOMENON BETWEEN "A" AND "B". THAT IS, SCHEMATICALLY SHOW WHETHER THE MOVEMENT APPEARED TO BE STRAIGHT, CURVED OR ZIG-ZAG. REFER TO SMALLER SKETCH AS AN EXAMPLE OF HOW TO COMPLETE THE LARGER SKETCH.

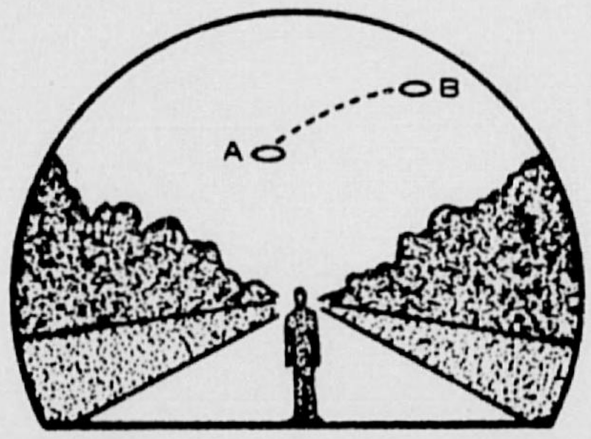



6A. NOW IMAGINE YOU ARE AT THE CENTER OF THE COMPASS ROSE. PLACE AN "A" ON THE COMPASS TO INDICATE THE DIRECTION TO THE PHENOMENON WHEN FIRST SEEN. PLACE A "B" ON THE COMPASS TO INDICATE THE DIRECTION TO THE PHENOMENON WHEN LAST SEEN.

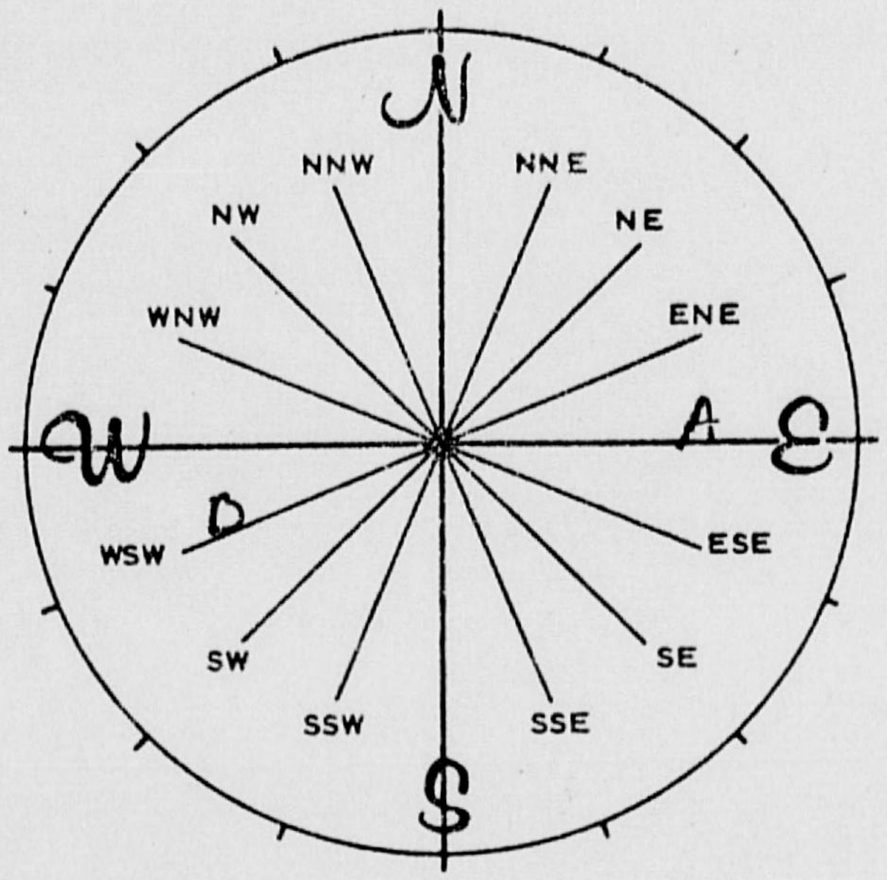

7. IN THE SKETCH BELOW, PLACE AN "A" AT THE POSITION OF THE PHENOMENON WHEN FIRST SEEN, AND A "B" AT THE POSITION OF THE PHENOMENON WHEN LAST SEEN. CONNECT THE "A" AND "B" WITH A LINE TO APPROXIMATE THE MOVEMENT OF THE PHENOMENON BETWEEN "A" AND "B". THAT IS, SCHEMATICALLY SHOW WHETHER THE MOVEMENT APPEARED TO BE STRAIGHT, CURVED OR ZIG-ZAG. REFER TO SMALLER SKETCH AS AN EXAMPLE OF HOW TO COMPLETE THE LARGER SKETCH.



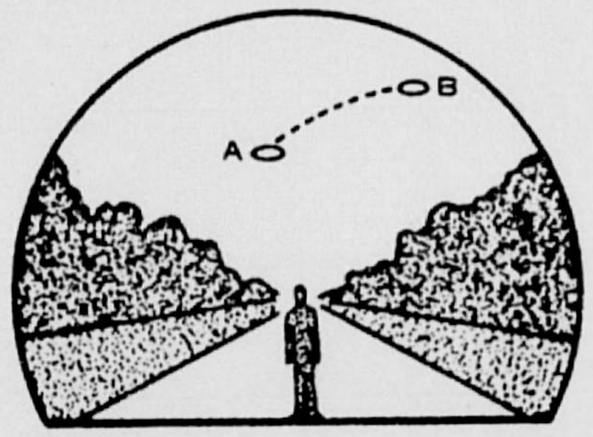

SIGHTING OF UNIDENTIFIED PHENOMENA QUESTIONNAIRE

BUDGET BUREAU APPROVAL NUMBER 21-R288

THIS QUESTIONNAIRE HAS BEEN PREPARED SO THAT YOU CAN GIVE THE U.S. AIR FORCE AS MUCH INFORMATION AS POSSIBLE CONCERNING THE UNIDENTIFIED PHENOMENON THAT YOU HAVE OBSERVED. PLEASE TRY TO ANSWER ALL OF THE QUESTIONS. THE INFORMATION YOU GIVE WILL BE USED FOR RESEARCH PURPOSES. YOUR NAME WILL NOT BE USED IN CONNECTION WITH ANY OF YOUR STATEMENTS OR CONCLUSIONS WITHOUT YOUR PERMISSION. RETURN TO AIR FORCE BASE INVESTIGATOR FOR FORWARDING TO FTD (TDETR), WRIGHT-PATTERSON AFB, OHIO 45433, IAW AFR 80-17. *(IF ADDITIONAL SHEETS ARE NEEDED FOR NARRATIVE OR SKETCHES ATTACH SECURELY TO THIS FORM OR ANNOTATE WITH YOUR NAME FOR IDENTIFICATION.)*

1. WHEN DID YOU SEE THE PHENOMENON? DAY 5 JULY MONTH _____ YEAR 1966

2. WHAT TIME DID YOU FIRST SIGHT THE PHENOMENON? HOUR 2205 MINUTES _____ ☐ A.M. ☐ P.M.

3. WHAT TIME DID YOU LAST SIGHT THE PHENOMENON? HOUR 2210 MINUTES _____ ☐ A.M. ☐ P.M.

4. TIME/ZONE ☐ DAYLIGHT SAVINGS ☐ STANDARD
☐ EASTERN ☐ CENTRAL ☐ MOUNTAIN ☐ PACIFIC ☐ OTHER

5. WHERE WERE YOU WHEN YOU SAW THE PHENOMENON? IF IN CITY, GIVE THE NEAREST STREET ADDRESS AND INDICATE ON A HAND DRAWN MAP WHERE YOU WERE STANDING WITH REFERENCE TO THE ADDRESS. IF IN THE COUNTRY, IDENTIFY THE HIGHWAY YOU WERE ON OR NEAR AND TRY TO FIX A DISTANCE AND DIRECTION FROM SOME RECOGNIZABLE LANDMARK.

[redacted] ardmore.

6. IMAGINE YOU ARE AT THE POINT SHOWN IN THE SKETCH, PLACE AN "A" ON THE CURVED LINE TO SHOW HOW HIGH THE PHENOMENON WAS ABOVE THE HORIZON, OR SKYLINE. WHEN FIRST SEEN. PLACE A "B" ON THE SAME CURVED LINE TO SHOW HOW HIGH ABOVE THE HORIZON THE PHENOMENON WAS WHEN LAST SEEN.

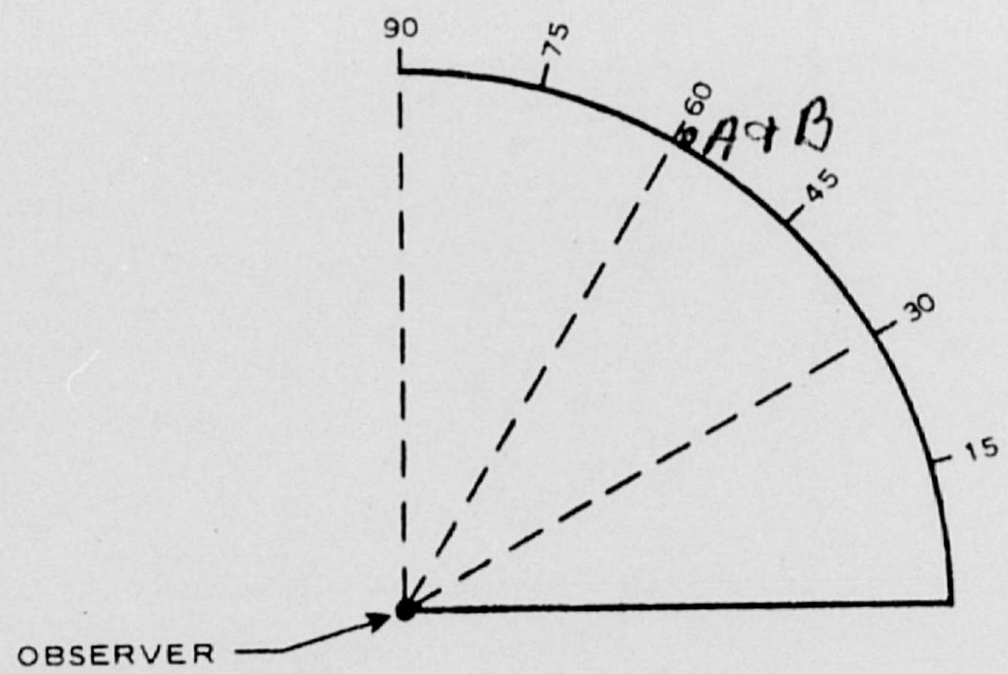

AF FORM AUG 67 117

DAYTON DAILY NEWS 10 July 68

BATTLEFIELD LIGHTS BEING TESTED

Not Saucers, Just Lit-Up Planes

If that little airplane carrying a lighted advertising sign brought on a rash of flying saucer reports last week, the UFO experts had better brace themselves Monday night.

An airplane carrying a battery of high-intensity floodlights is expected to arrive at Wright-Patterson Air Force base, possibly around 9:30 or 10 p.m., with all lights blazing.

THE C-130 HERCULES is equipped with 28 xenon arc lamps and reflectors for lighting battlefield areas, such as those in Vietnam.

It is coming to WPAFB for flight tests from Greenville, Tex., where the lights were installed by LTV Electrosystems.

"It's a startling sight," one Aeronautical Systems division official said. "At 2,000 or 3,000 feet altitude, the lights can make it nearly as bright as day."

CALLED BIAS—for battlefield illumination airborne subsystem—the lights can bring instant dawn to a wide area of the battlefield.

Each of the 28 lights is said to be 25 times more powerful than a locomotive headlight. Altogether they give out more than six million candlepower.

The lights, mounted in pods on the forward part of the C-130, may replace air-dropped pyrotechnic parachute flares that are now used to light Vietnam combat areas.

FLYING AT 5,000 feet, the plane can illuminate an area about a mile in diameter at 20 times the brightness of full moonlight.

Project officer for BIAS is Maj. William S. Paul of 7111 Moberly Dr.

The Air Force in 1966 tested an earlier version of battlefield floodlights, mounted in the belly of a C-123 Provider transport.