PROJECT 10073 RECORD

1. DATE - TIME GROUP 14 Feb 67 15/2400Z	2. LOCATION Murfreesboro, North Carolina
3. SOURCE Civilian	10. CONCLUSION Astro (JUPITER) Very prob. Jet
4. NUMBER OF OBJECTS 1	JUPITER was at an elevation of 30 deg, azimuth of 80 deg at time of observation.
5. LENGTH OF OBSERVATION 3 - 5 Minutes	11. BRIEF SUMMARY AND ANALYSIS Object was like a bright star and about twice as bright as Venus. Object grew large, stay that way a few seconds, then grew dim. Observer stated she looked away for a moment and then looked back and object was gone. Observer stated object was stationary most of the time but appeared occasionally move in a small area.
6. TYPE OF OBSERVATION Ground-Visual	
7. COURSE Stationary NE	
8. PHOTOS ☐ Yes XX No	
9. PHYSICAL EVIDENCE ☐ Yes XX No	

FORM
FTD SEP 63 0-329 (TDE) Previous editions of this form may be used.

Astro (Jupiter) 80° Alt 30° El 14 Feb 67

DEPARTMENT OF THE AIR FORCE
HEADQUARTERS FOREIGN TECHNOLOGY DIVISION (AFSC)
WRIGHT-PATTERSON AIR FORCE BASE, OHIO 45433

REPLY TO ATTN OF: TDET/UFO

15 March 1967

SUBJECT: UFO Observation, 14 Feb 67

14 Feb 67
Murfreesboro, N.C.

TO: [redacted]
Ahoskie, North Carolina 27910

Reference your unidentified observation. The information which we have received is not sufficient for a scientific evaluation. Request you complete the attached FTD Form 164 and return it in the envelope provided. Thank you for reporting your observation to the Air Force.

JAMES C. MANATT, Colonel, USAF
Director of Technology and Subsystems

1 Atch
FTD Form 164 w/envelope

TDET/UFO OFFICIAL FILE COPY

[redacted]
Aberdeen, N. C. 27910

Project Blue Book, Information Office
Safoi,
Washington, D. C. 20330

Gentlemen:

I have spotted what I would call a U. F. O. The time I saw it was Feb. 14, 1967; the day, tuesday; the hour, between 6:00 and 6:30 P.M. The object didn't have any apparent motion, or direction. It is difficult to tell what the height was. It seamed to be close, yet far. It was about five times as high as the trees. I saw the object for about 3 minutes. When I turned my head from it and then looked back, it was gone. The color was very hard to tell. First, it would get very bright, and then it would almost completely fade out.

Send 164

When the object got bright, it would be about five times as bright as any of the other few stars, that one could see at the time. The object didn't make any sound that I could hear, and it was about 30° above the horizon. It is impossible for me to tell the size of it. The weather conditions were fair. The object was located Northeast from my home. The funny thing about this, is that I wasn't frightned at all. At the time when I saw it, I didn't give it much thought. But when the object began to get extremely bright, and not move at all, I began to wonder. There is one thing I am sure of, it wasn't an airplane or a satellite.

When I first saw it, I was at our tobacco barn trying to kill a yellow hammer. If this is any help, I live between Murfreesboro

and Absobie, in the state of North Carolina, in the county of Hertford. When I saw it, and thought it over, I decided to forget it because no one would believe me. But, the next day at school, a friend of mine walked up to me and said, "[redacted] you might think I am crazy or something, but last night I saw two U. F. O.'s".

When we compared notes, his fitted mine almost perfectly.

I prefer no publicity unless it is absolutely necessary. If you can give me a logical explanation please do so by writing me back.

Yours thruthfully,

[redacted]

U.S. AIR FORCE TECHNICAL INFORMATION

This questionnaire has been prepared so that you can give the U.S. Air Force as much information as possible concerning the unidentified aerial phenomenon that you have observed. Please try to answer as many questions as you possibly can. The information that you give will be used for research purposes. Your name will *not* be used in connection with any statements, conclusions, or publications without your permission. We request this personal information so that if it is deemed necessary, we may contact you for further details.

1. When did you see the object?

14 (Day) Feb. (Month) 1967 (Year)

2. Time of day: 6:00 (Hour) _____ (Minutes)

(Circle One): A.M. or (P.M.)

3. Time Zone:

(Circle One): (a. Eastern)
b. Central
c. Mountain
d. Pacific
e. Other _____

(Circle One): a. Daylight Saving
(b. Standard)

4. Where were you when you saw the object?

MurFreesboro (Nearest Postal Address) MurFreesboro (City or Town) North Carolina (State or County)

5. How long was object in sight? (Total Duration) 0 (Hours) 3 to 5 (Minutes) 0 (Seconds)

a. Certain
b. Fairly certain
c. Not very sure
d. Just a guess

5.1 How was time in sight determined? It was just After Sun had set

5.2 Was object in sight continuously? Yes ✓ No _____

6. What was the condition of the sky?

DAY	NIGHT
a. Bright	(a. Bright)
b. Cloudy	b. Cloudy

7. IF you saw the object during DAYLIGHT, where was the SUN located as you looked at the object?

(Circle One):
a. In front of you
b. In back of you
c. To your right
d. To your left
e. Overhead
f. Don't remember

FORM FTD OCT 62 164 This form supersedes FTD 164, Jul 61, which is obsolete.

8. IF you saw the object at NIGHT, what did you notice concerning the STARS and MOON?

8.1 STARS *(Circle One)*:

a. None
(b. A few)
c. Many
d. Don't remember

8.2 MOON *(Circle One)*:

a. Bright moonlight
b. Dull moonlight
c. No moonlight – pitch dark
(d. Don't remember)

9. What were the weather conditions at the time you saw the object?

CLOUDS *(Circle One)*:

(a. Clear sky)
b. Hazy
c. Scattered clouds
d. Thick or heavy clouds

WEATHER *(Circle One)*:

(a. Dry)
b. Fog, mist, or light rain
c. Moderate or heavy rain
d. Snow
e. Don't remember

10. The object appeared: *(Circle One)*:

a. Solid
b. Transparent
c. Vapor
(d. As a light)
e. Don't remember

11. If it appeared as a light, was it brighter than the brightest stars? *(Circle One)*:

(a. Brighter)
b. Dimmer
c. About the same
d. Don't know

11.1 Compare brightness to some common object:

It was about twice as bright as Venus

12. The edges of the object were:

(Circle One):
a. Fuzzy or blurred
(b. Like a bright star)
c. Sharply outlined
d. Don't remember

e. Other _____

13. Did the object:

(Circle One for each question)

a. Appear to stand still at any time?	(Yes)	No	Don't know
b. Suddenly speed up and rush away at any time?	Yes	(No)	Don't know
c. Break up into parts or explode?	Yes	(No)	Don't know
d. Give off smoke?	Yes	(No)	Don't know
e. Change brightness?	(Yes)	No	Don't know
f. Change shape?	Yes	(No)	Don't know
g. Flash or flicker?	Yes	(No)	Don't know
h. Disappear and reappear?	Yes	(No)	Don't know

14. Did the object disappear while you were watching it? If so, how? - The object that I reported didn't disappear while I was watching it. But about a week later I saw another U.F.O. that did. It was like a star, but brighter, and as I was watching it, it just blacked out. It didn't fade out, it blacked out.

15. Did the object move behind something at any time, particularly a cloud?

(Circle One): Yes (No) Don't Know. IF you answered YES, then tell what it moved behind: _____

16. Did the object move in front of something at any time, particularly a cloud?

(Circle One): Yes (No) Don't Know. IF you answered YES, then tell what in front of: _____

17. Tell in a few words the following things about the object:

a. Sound I didn't hear any sound from it.

b. Color like the average star - bright

18. We wish to know the angular size. Hold a match stick at arm's length in line with a known object and note how much of the object is covered by the head of the match. If you had performed this experiment at the time of the sighting, how much of the object would have been covered by the match head? It is impossible for me to give you the angular size. The thing would grow large, stay this way a few seconds and then get very dim. It did this only about twice. I looked away for a moment, and then looked back, and it was gone

19. Draw a picture that will show the shape of the object or objects. Label and include in your sketch any details of the object that you saw such as wings, protrusions, etc., and especially exhaust trails or vapor trails. Place an arrow beside the drawing to show the direction the object was moving.

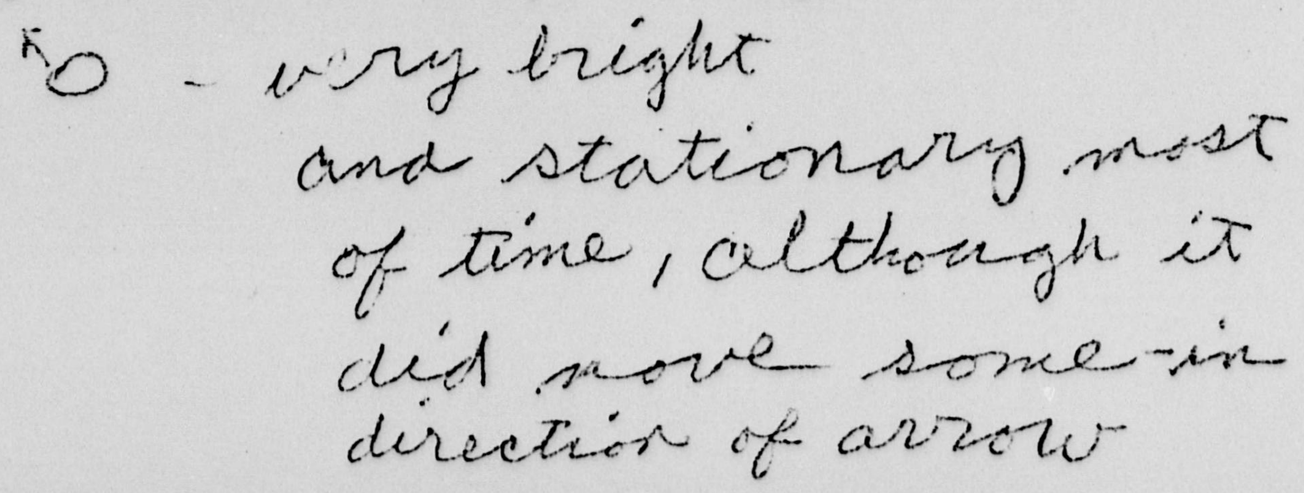

20. Do you think you can estimate the speed of the object?

(Circle One) Yes (No)

IF you answered YES, then what speed would you estimate? _____

21. Do you think you can estimate how far away from you the object was?

(Circle One) Yes (No)

IF you answered YES, then how far away would you say it was? _____

22. Where were you located when you saw the object? (Circle One):

a. Inside a building
b. In a car
c. (Outdoors)
d. In an airplane (type)
e. At sea
f. Other _____

23. Were you (Circle One)

a. In the business section of a city?
b. In the residential section of a city?
c. In open countryside?
d. Near an airfield?
e. Flying over a city?
f. Flying over open country?
g. Other on our farm

24. IF you were MOVING IN AN AUTOMOBILE or other vehicle at the time, then complete the following questions:

24.1 What direction were you moving? (Circle One)

a. North
b. Northeast
c. East
d. Southeast
e. South
f. Southwest
g. West
h. Northwest

24.2 How fast were you moving? _____ miles per hour.

24.3 Did you stop at any time while you were looking at the object?

(Circle One) Yes No

25. Did you observe the object through any of the following?

a. Eyeglasses	(Yes)	No	e. Binoculars	Yes	(No)
b. Sun glasses	Yes	(No)	f. Telescope	Yes	(No)
c. Windshield	Yes	(No)	g. Theodolite	Yes	(No)
d. Window glass	Yes	(No)	h. Other _____		

26. In order that you can give as clear a picture as possible of what you saw, describe in your own words a common object or objects which, when placed up in the sky, would give the same appearance as the object which you saw.

A small special ballon with very bright lights on it.

27. In the following sketch, imagine that you are at the point shown. Place an "A" on the curved line to show how high the object was above the horizon (skyline) when you *first* saw it. Place a "B" on the same curved line to show how high the object was above the horizon (skyline) when you *last* saw it. Place an "A" on the compass when you *first* saw it. Place a "B" on the compass where you *last* saw the object.

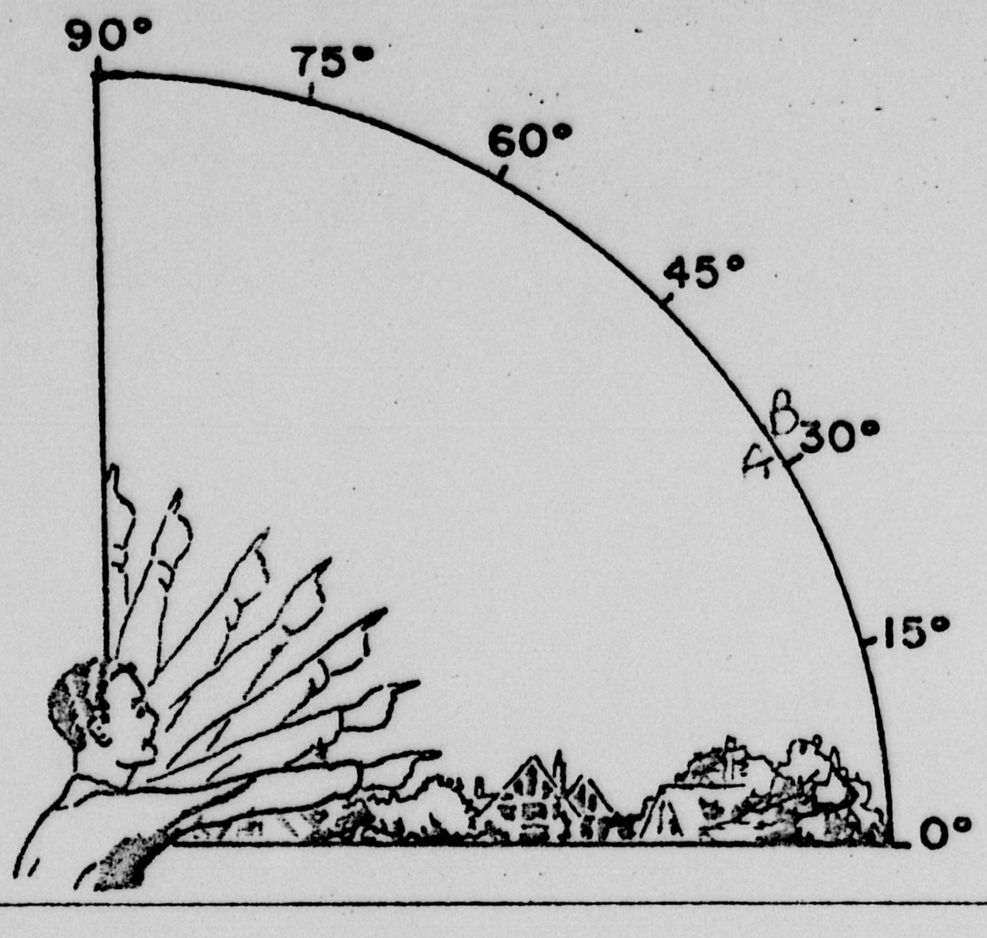

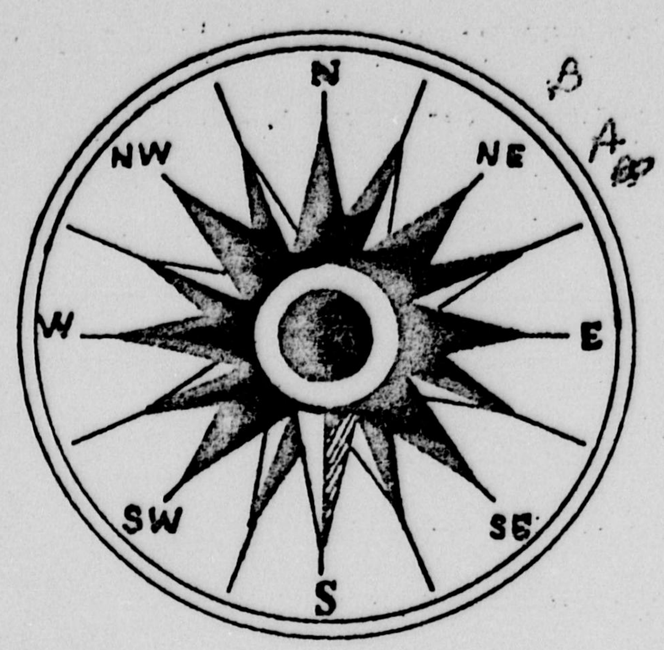

28. Draw a picture that will show the motion that the object or objects made. Place an "A" at the beginning of the path, a "B" at the end of the path, and show any changes in direction during the course.

N

B — A

W E

S

29. IF there was MORE THAN ONE object, then how many were there? one object
Draw a picture of how they were arranged, and put an arrow to show the direction that they were traveling.

30. Have you ever seen this, or a similar object before. If so give date or dates and location.

NO

31. Was anyone else with you at the time you saw the object? *(Circle One)* Yes (No)

31.1 IF you answered YES, did they see the object too? *(Circle One)* Yes No

31.2 Please list their names and addresses:

32. Please give the following information about yourself. PLEASE EXCUSE MISTAKE

NAME [redacted] / [redacted] / [redacted]
Last Name First Name Middle Name

ADDRESS [redacted] Ahoskie ___ N. C.
Street City Zone State

TELEPHONE NUMBER [redacted] AGE 15 SEX MALE

Indicate any additional information about yourself, including any special experience, which might be pertinent.

33. When and to whom did you report that you had seen the object?

15 Feb. 1967
Day Month Year

34. Date you completed this questionnaire: 17 (Day) March (Month) 1967 (Year)

35. Information which you feel pertinent and which is not adequately covered in the specific points of the questionnaire or a narrative explanation of your sighting.