PROJECT 10073 RECORD

1. DATE - TIME GROUP	2. LOCATION
4 April 66 05/0030Z	Corpus Christi, Texas (27.48N 97.24W)
3. SOURCE civilian	**10. CONCLUSION** UNSATISFACTORY FOR EVALUATION FTD Form 164 forwarded to witnesses, however, not returned after 30 days. Possibly astronomical, however, more technical data needed to satisfactorily identify sighting.
4. NUMBER OF OBJECTS one	
5. LENGTH OF OBSERVATION fifteen minutes	**11. BRIEF SUMMARY AND ANALYSIS** Obj was round like a pie plate of silver dollar increasing to about [illegible] diameter as the obj became closer to the observers. Color was blue-grey. It had a tail like a comet which was reported to have moved up and down with [illegible]. Disappeared by flying from observers with [illegible]. Description and time are right for a [illegible] the wind direction is wrong for this. [illegible] by the Navy reference off aircraft, [illegible].
6. TYPE OF OBSERVATION ground visual	
7. COURSE north	
8. PHOTOS ☐ Yes ☒ No	
9. PHYSICAL EVIDENCE ☐ Yes ☐ No	

FORM
FTD SEP 63 0-329 (TDE) Previous editions of this form may be used.

Corpus Christi, Texas 4 Apr 66

FTD (TDETR)/ltl
Wright-Patterson AFB, Ohio 45433
25 August 1966

[redacted]
Corpus Christi, Texas 78407

Dear Mr. [redacted]

Reference your unidentified observation of 4 April 1966. The information which we have received is not sufficient for evaluation. Request you complete the attached FTD Form 164 and return it in the envelope provided.

We wish to thank you for reporting your observation to the Air Force.

Sincerely,

HECTOR QUINTANILLA, Jr, Major, USAF
Chief, Project Blue Book

OFFICIAL FILE COPY
TDETR
Office of Record

FTD (TDETR)
Wright-Patterson AFB, Ohio 45433
26 August 1966

[redacted]
Corpus Christi, Texas 78407

Dear Mr. [redacted]

Reference your unidentified observation of 4 April 1966. The information which we have received is not sufficient for evaluation. Request you complete the attached FTD Form 164 and return it in the envelope provided.

We wish to thank you for reporting your observation to the Air Force.

Sincerely,

HECTOR QUINTANILLA, Jr, Major, USAF
Chief, Project Blue Book

OFFICIAL FILE COPY
TDEZR
Office of Record

FTD (TDETR)
Wright-Patterson AFB, Ohio
26 August 1966

OFFICIAL FILE COPY
1DETR
Office of Record

[redacted]
Corpus Christi, Texas 78407

Dear Mr [redacted]

Reference your unidentified observation of 4 April 1966. The information which we have received is not sufficient for evaluation. Request you complete the attached FTD Form 164 and return it in the envelope provided.

We wish to thank you for reporting your observation to the Air Force.

Sincerely,

HECTOR QUINTANILLA, Jr, Major, USAF
Chief, Project Blue Book

DEPARTMENT OF THE AIR FORCE
HEADQUARTERS 3640TH PILOT TRAINING WING (ATC)
LAREDO AIR FORCE BASE, TEXAS 78041

REPLY TO
ATTN OF: DCO-OP

5 April 1966

SUBJECT: UFO

TO: AFSC (FTD)

The following UFO report is submitted in accordance with AFR 200-2:

a. Description of Object(s):

(1) Shape: Round like a pie pan.

(2) Size: Of a silver dollar, increased to a 30 ft diameter as it became closer to observers.

(3) Color: Blue-Gray

(4) Number: 1

(5) Formation: N/A

(6) Any discernible features or details:

(7) Tail, trail, or exhaust: Tail like a comet with exhaust.

(8) Sound: None.

(9) Other pertinent or unusual features: Had a cone shape top and a flat bottom.

b. Description of Course of Object(s): Direction towards Taft on Highway #9 near Nueces Bay, Corpus Christi.

(1) What first called the attention of observer(s) to the object(s)?
Saw object with no wings moving real fast toward him.

(2) Angle or elevation and aximuth of object(s) when first observed:
It moved up and down with sudden turns.

(send 164) Possible balloon w/ no wings

(3) Angle or elevation and azimuth of object(s) upon disappearance:

Same as #2.

(4) Description of flight path and maneuvers of object(s):

Headed north towards Taft in direction of Nueces Bay.

(5) How did the object(s) disappear?

Flew from observers with increased speed.

(6) How long (were) the object(s) visible?

About 15 minutes.

c. Manner of observation:

(1) Use one or any combination of the following items: Ground-visual, air-visual, ground-electronic, air-electronic: Ground-visual with binoculars 7X50

(2) Statement as to optical aids, used and description thereof:

Binoculars 7X50

(3) If the sighting occurred while air-borne, give type of aircraft, identification number, altitude, heading, speed and home station: N/A

d. Time and Date of Sighting: Between 1830 & 1845 - 4 April 66.

(1) Zulu time-date group of sighting: 0030/0630Z, 04 April 66.

(2) Light conditions: Very clear with the sun shining behind him.

e. Location of Observer: (Latitude and longitude, and/or geographical position) [redacted], Corpus Christi, Texas

f. Identifying Information on Observer(s)

(1) Civilian - Name [redacted]
Age 50
Mailing address [redacted], Corpus Christi, Texas
Occupation
Estimate of reliabilit[redacted]

[redacted]
Age 51
[redacted], Corpus C., Tex. 2
Oil Driller

Corpus Christi, Texas
Occupation: Manager, Texaco Gas Sta.

(2) Military - Name N/A
Grade
Organization
Duty
Estimate of reliability

g. Weather and Winds - Aloft Conditions at Time and Place of Sightings:

(1) Observer(s) account of weather conditions: Clear.

(2) Report from nearest AWS or U. S. Weather Bureau Office of wind direction and velocity in degrees and knots at:

Surface	Winds from north at 360° 7 knots
6,000'	
10,000'	
16,000'	
20,000'	
30,000'	
50,000'	
80,000'	

(3) Ceiling: Clear.

(4) Visibility: 15 miles.

(5) Amount of cloud cover: None.

(6) Thunderstorms in area and quadrant in which located: None.

(7) Vertical temperature gradient: Dew Point 37° F

h. Any other unusual activity or condition: N/A

i. Interception or identification action taken: N/A

j. Location, approximate altitude, and general direction of flight of any air traffic or balloon releases in the area which might possibly account for the sighting: N/A

k. Position title and comments of the preparing officer, including preliminary analysis of the possible cause of sighting(s):

2d Lt Santana, OD: Persons making the report seem reliable persons. Lt Commander Hageman from Corpus Christi first received the report as it was relayed to him by FAA supervisor. He then relayed the report to this command post. The general description and movement of the object does not seem to coincide with any type of known aircraft. Aside from that I have no idea of what could have caused the sighting.

l. Existence of physical evidence, such as materials and photographs.

None.

FOR THE COMMANDER

ALFRED J. NELSON, Major, USAF
Chief, Operations Plans Branch

Cy to: CR
DCO

PROJECT UFO'S RECORD

1. DATE - TIME GROUP 10 April 1956	2. LOCATION Garden City, Michigan
3. SOURCE Civilian	10. CONCLUSION 1. Other (HOAX) Poss — 2. Photo (SMALL MAN MADE OBJECT THROWN INTO AIR)
4. NUMBER OF OBJECTS One	
5. LENGTH OF OBSERVATION 3 Minutes	11. BRIEF SUMMARY AND ANALYSIS Object was a dull grayish silver color. Object stopped, dived straight down., stopped and went straight up vertically.
6. TYPE OF OBSERVATION Ground-Visual (BX)	
7. COURSE N - NW	
8. PHOTOS XX Yes ☐ No	
9. PHYSICAL EVIDENCE ☐ Yes XX No	

FORM
FTD SEP 63 0-329 (TDE) Previous editions of this form may be used.

SAF-OICC/Mrs Cassel/bp/79079/5 May 67

MAY 5 1967

Dear Mr. [redacted]

I am inclosing the photographs of alleged unidentified flying objects (UFOs) which you submitted for evaluation.

Again, the images appear genuine (as opposed to photographic phenomena); however, it is not possible to determine the cause or nature of the objects.

These photographs are so similar to those submitted in your April 10, 1966 observation that we did not send them to our photographic analysts. Although it is just a guess, a likely cause for the imagery is a small man-made object thrown into the air and photographed.

Also inclosed is the 1967 report on Project Blue Book which I think you will find interesting.

Sincerely,

GEORGE P. FREEMAN, JR.
Lt Colonel, USAF
Chief, Civil Branch
Community Relations Division
Office of Information

Attachments 11 photos
11 negs.

Mr. [redacted]
Garden City, Michigan 48135

COORDINATED BY (Office, Bldg., Room, Grade, Date)

SAFOI- CC
GG
Stub

SAFOI- C

Record cy - SAF-OIC
Combk cy - SAF-OIC
Reader cy - SAF-OIC
Activity cy - SAF-OIC
Stayback

MEMO ROUTING SLIP	NEVER USE FOR APPROVALS, DISAPPROVALS, CONCURRENCES, OR SIMILAR ACTIONS	ACTION
1 TO: Bev Cassel	INITIALS	CIRCULATE
	DATE	COORDINATION
2		FILE
		INFORMATION
3		NOTE AND RETURN
		PER CONVERSATION
4		SEE ME
		SIGNATURE

REMARKS

Mr [redacted] submitted photographs of an alleged UFO. Photographic analysis revealed that a likely cause for the imagery was some type of man made object which was thrown into the air and photographed. Mr [redacted] informed of our findings by correspondence to you on 8 Feb 67.

Mr. [redacted] has written to President Johnson, Senator Phillip Hart, and Project Blue Book many times. Now he has sent ten photographs of alleged UFOs for us to analyze. These, again, look like something thrown into the air and photographed. Could you possibly send a letter to this fellow and have him get off our backs? I have inclosed the last group of photos. There is no need to send these to photo analysis.

FROM	DATE
Lt Marley WPM	27 Apr 67
	PHONE

DD FORM 1 OCT 60 95 Replaces DD Form 94, 1 Feb 50 and DD Form 95, 1 Feb 50 which will be used until exhausted.

GPO 1961 : O—596753

File with care

10 April 66

SAF-OICC/Mrs Cassel/bp/79079/14 Feb 67

FEB 15 1967

Dear Mr. [redacted]

We have completed our evaluation of your April 10, 1966 observation and photograph of an alleged unidentified flying object.

Although the images appeared genuine (as opposed to photographic phenomena) it was not possible to determine the cause or nature of the object. It was interesting to note however that you state you were approximately 300 feet from the object which was estimated to have a velocity of 800 mph. Although you state there was no sound, a sonic boom would occur at that speed. Also noteworthy is the fact that although the foreground tree parts show no significant degree of "panning," the object exhibits rather clear outlines rather than smearing or blurring as would be expected when a fast moving object is photographed. Although it is a matter for conjecture, a more likely cause for the imagery is a rather small man made object which was thrown into the air and photographed.

It appears that the photograph is not of the object observed by the witness as concluded from the above analysis. A positive identification of the object observed has not been made. There is no evidence to indicate that any extraterrestrial vehicle was observed.

I am inclosing your negative and prints. We appreciate your interest in our program.

Sincerely,

GEORGE P. FREEMAN, JR.
Lt Colonel, USAF
Chief, Civil Branch
Community Relations Division
Office of Information

Attachments

Mr. [redacted]
[redacted] Street
Garden City, Michigan 48135

SAF OICC
by2

Proposed reply to letter from Gregory Gulyas

Dear Mr [redacted]

We have completed our evaluation of
~~Reference~~ your 10 April 1966 observation and photograph of an alleged unidentified flying object.# Although the images appeared genuine (as opposed to photographic phenomena) it was not possible to determine the cause or nature of the object. It was interesting to note, however, that ~~source~~ you stated ~~he was~~ you were approximately 300 feet from the object which was estimated to have a velocity of 800 mph. Although ~~he~~ you stated ~~that~~ there was no sound, a sonic boom ~~might well~~ would occur ~~have been expected~~ at that speed. Also noteworthy is the fact that although the foreground tree parts show no significant dggree of "panning," the object exhibits rather clear outlines rather than smearing or blurring as would be expected when a fast moving object is photographed. Although it is a matter for conjecture, a more likely cause for the imagery is a rather small man made object which was thrown into the air and photographed.

It appears that the photograph is not of the object observed by the witness as concluded from the above analysis. A positive identification of the object observed has not been made. There is no evidence to indicate that any extraterrestrial vehicle was observed.

I am inclosing your negatives and prints. We appreciate your interest in our program.

Attachments

GF

DD

30. Have you ever seen this, or a similar object before. If so give date or dates and location.

NO

31. Was anyone else with you at the time you saw the object? (Circle One) Yes (No)

31.1 IF you answered YES, did they see the object too? (Circle One) Yes No

31.2 Please list their names and addresses:

32. Please give the following information about yourself:

NAME [redacted] (Last Name) [redacted] (First Name) [redacted] (Middle Name)

ADDRESS [redacted] (Street) GARDEN CITY (City) 48135 (Zone) MICHIGAN (State)

TELEPHONE NUMBER [redacted] AGE 15 SEX M

Indicate any additional information about yourself, including any special experience, which might be pertinent.

33. When and to whom did you report that you had seen the object? PROJECT BLUE BOOK

13 (Day) JULY (Month) 1966 (Year)

Other (Hoax)
PHOTO (SMALL MAN MADE OBS THROWN INTO AIR)

Garden City, Mich. 10 April 66

TDET/ UFO OFFICIAL FILE COPY

Proposed reply to letter from [redacted]

Dear Mr. [redacted]

Reference your 10 April 1966 observation and photograph of an alleged unidentified flying object. Although the images appeared genuine (as opposed to photographic phenomena) it was not possible to determine the cause or nature of the object. It was interesting to note; however, that source stated he was approximately 300 feet from the object which was estimated to have a velocity of 800 mph. Although he stated that there was no sound, a sonic boom might well have been expected. Also noteworthy is the fact that although the foreground tree parts show no significant degree of "panning," the object exhibits rather clear outlines rather than smearing or blurring as would be expected when a fast moving object is photographed. Although it is a matter for conjecture, a more likely cause for the imagery is a rather small man made object which was thrown into the air and photographed.

It appears that the photograph is not of the object observed by the witness as concluded from the above analysis. A positive identification of the object observed has not been made. There is no evidence to indicate that any extraterrestrial vehicle was observed.

Jo Safford 8 Feb 67

U.S. AIR FORCE TECHNICAL INFORMATION

This questionnaire has been prepared so that you can give the U.S. Air Force as much information as possible concerning the unidentified aerial phenomenon that you have observed. Please try to answer as many questions as you possibly can. The information that you give will be used for research purposes. Your name will *not* be used in connection with any statements, conclusions, or publications without your permission. We request this personal information so that if it is deemed necessary, we may contact you for further details.

1. When did you see the object?

10 (Day) APRIL (Month) 1966 (Year)

2. Time of day: 4 (Hour) 30 (Minutes)

(Circle One): A.M. or P.M.

3. Time Zone:

(Circle One): (a) Eastern
b. Central
c. Mountain
d. Pacific
e. Other _____

(Circle One): a. Daylight Saving
(b) Standard

4. Where were you when you saw the object?

[redacted] (Nearest Postal Address) GARDEN CITY (City or Town) MICHIGAN (State or County)

5. How long was object in sight? (Total Duration) _____ (Hours) 3 (Minutes) _____ (Seconds)

a. Certain
(b) Fairly certain
c. Not very sure
d. Just a guess

5.1 How was time in sight determined? WATCH

5.2 Was object in sight continuously? Yes ✓ No ____

6. What was the condition of the sky?

DAY	NIGHT
a. Bright	a. Bright
(b) Cloudy	b. Cloudy

7. IF you saw the object during DAYLIGHT, where was the SUN located as you looked at the object?

(Circle One):
a. In front of you
b. In back of you
c. To your right
(d) To your left
e. Overhead
f. Don't remember

FORM FTD OCT 62 164 This form supersedes FTD 164, Jul 61, which is obsolete.

8. IF you saw the object at NIGHT, what did you notice concerning the STARS and MOON?

8.1 STARS *(Circle One)*:

a. None
b. A few
c. Many
d. Don't remember

8.2 MOON *(Circle One)*:

a. Bright moonlight
b. Dull moonlight
c. No moonlight – pitch dark
d. Don't remember

9. What were the weather conditions at the time you saw the object?

CLOUDS *(Circle One)*:

a. Clear sky
b. Hazy
c. Scattered clouds
(d.) Thick or heavy clouds

WEATHER *(Circle One)*:

a. Dry
b. Fog, mist, or light rain
c. Moderate or heavy rain
d. Snow
e. Don't remember NONE OF THESE WAS JUST THICK CLOUDS

10. The object appeared: *(Circle One)*:

(a) Solid
b. Transparent
c. Vapor
d. As a light
e. Don't remember

11. If it appeared as a light, was it brighter than the brightest stars? *(Circle One)*:

a. Brighter
b. Dimmer
c. About the same
d. Don't know

11.1 Compare brightness to some common object:

WAS DULLER THAN A AIRPLANE UNDER THESE CONDITIONS

12. The edges of the object were:

(Circle One):
a. Fuzzy or blurred
b. Like a bright star
(c.) Sharply outlined
d. Don't remember

e. Other _____

13. Did the object:

(Circle One for each question)

a. Appear to stand still at any time?	(Yes)	No	Don't know
b. Suddenly speed up and rush away at any time?	(Yes)	No	Don't know
c. Break up into parts or explode?	Yes	(No)	Don't know
d. Give off smoke?	Yes	(No)	Don't know
e. Change brightness?	Yes	(No)	Don't know
f. Change shape?	Yes	(No)	Don't know
g. Flash or flicker?	Yes	(No)	Don't know
h. Disappear and reappear?	Yes	(No)	Don't know

14. Did the object disappear while you were watching it? If so, how?

STOP DIVE STRAIGHT DOWN STOP AND GO STRAIGHT UP VERTICALLY

15. Did the object move behind something at any time, particularly a cloud?

(Circle One): Yes No Don't Know. IF you answered YES, then tell what it moved behind: _____

16. Did the object move in front of something at any time, particularly a cloud?

(Circle One): Yes (No) Don't Know. IF you answered YES, then tell what in front of: ONLY WHEN IT DISAPPEARED

17. Tell in a few words the following things about the object:

a. Sound NONE

b. Color DULL GRAYISH SILVER

18. We wish to know the angular size. Hold a match stick at arm's length in line with a known object and note how much of the object is covered by the head of the match. If you had performed this experiment at the time of the sighting, how much of the object would have been covered by the match head?

1/4 OF IT

19. Draw a picture that will show the shape of the object or objects. Label and include in your sketch any details of the object that you saw such as wings, protrusions, etc., and especially exhaust trails or vapor trails. Place an arrow beside the drawing to show the direction the object was moving.

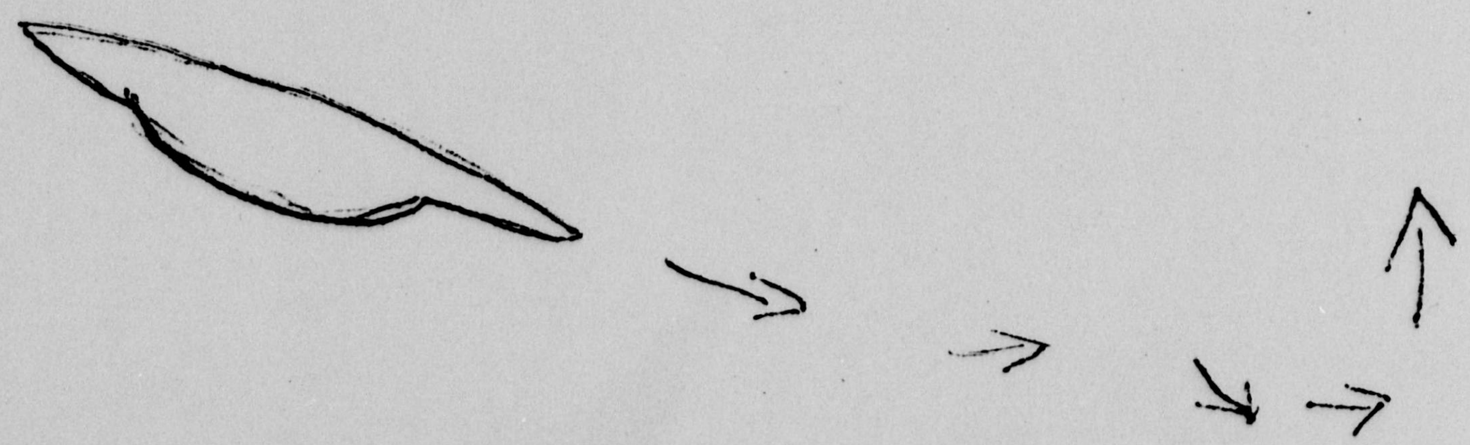

20. Do you think you can estimate the speed of the object?

(Circle One) (Yes) No

IF you answered YES, then what speed would you estimate? ABOUT 800 MPH

21. Do you think you can estimate how far away from you the object was?

(Circle One) (Yes) No

IF you answered YES, then how far away would you say it was? 300 FEET

22. Where were you located when you saw the object? (Circle One):

a. Inside a building
b. In a car
(c.) Outdoors
d. In an airplane (type)
e. At sea
f. Other _____

23. Were you (Circle One)

a. In the business section of a city?
(b.) In the residential section of a city?
c. In open countryside?
d. Near an airfield?
e. Flying over a city?
f. Flying over open country?
g. Other _____

24. IF you were MOVING IN AN AUTOMOBILE or other vehicle at the time, then complete the following questions:

24.1 What direction were you moving? (Circle One)

a. North
b. Northeast
c. East
d. Southeast
e. South
f. Southwest
g. West
h. Northwest

24.2 How fast were you moving? _____ miles per hour.

24.3 Did you stop at any time while you were looking at the object?

(Circle One) Yes No

25. Did you observe the object through any of the following?

a. Eyeglasses	Yes	No	e. Binoculars	(Yes)	No
b. Sun glasses	Yes	No	f. Telescope	Yes	No
c. Windshield	Yes	No	g. Theodolite	Yes	No
d. Window glass	Yes	No	h. Other _____		

26. In order that you can give as clear a picture as possible of what you saw, describe in your own words a common object or objects which, when placed up in the sky, would give the same appearance as the object which you saw.

MAGNIFYING GLASS

27. In the following sketch, imagine that you are at the point shown. Place an "A" on the curved line to show how high the object was above the horizon (skyline) when you *first* saw it. Place a "B" on the same curved line to show how high the object was above the horizon (skyline) when you *last* saw it. Place an "A" on the compass when you *first* saw it. Place a "B" on the compass where you *last* saw the object.

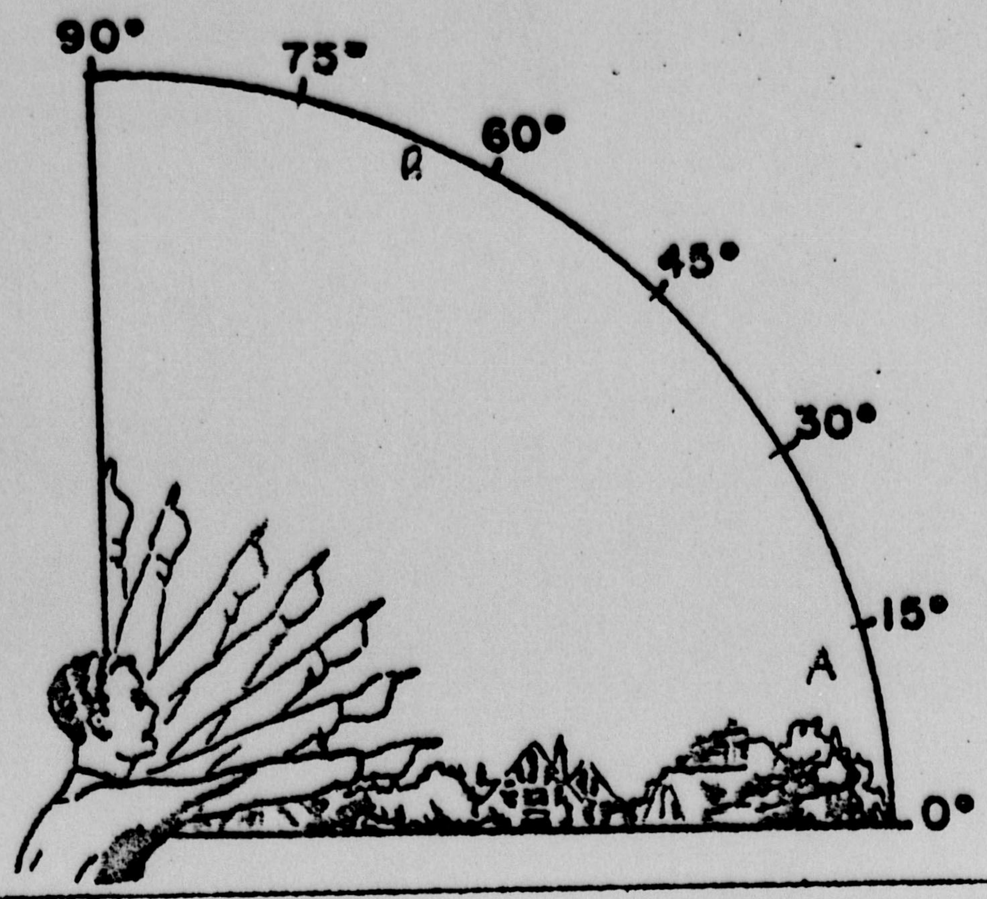



28. Draw a picture that will show the motion that the object or objects made. Place an "A" at the beginning of the path, a "B" at the end of the path, and show any changes in direction during the course.



29. IF there was MORE THAN ONE object, then how many were there? _____
Draw a picture of how they were arranged, and put an arrow to show the direction that they were traveling.

30. Have you ever seen this, or a similar object before. If so give date or dates and location.

NO

31. Was anyone else with you at the time you saw the object? *(Circle One)* Yes (No)

31.1 IF you answered YES, did they see the object too? *(Circle One)* Yes No

31.2 Please list their names and addresses:

32. Please give the following information about yourself:

NAME [redacted] [redacted] [redacted]
Last Name First Name Middle Name

ADDRESS [redacted] GARDEN CITY 48135 MICHIGAN
Street City Zone State

TELEPHONE NUMBER [redacted] AGE 15 SEX M

Indicate any additional information about yourself, including any special experience, which might be pertinent.

33. When and to whom did you report that you had seen the object? PROJECT BLUE BOOK

13 JULY 1966
Day Month Year

34. Date you completed this questionnaire: 8 (Day) AUGUST (Month) 1966 (Year)

35. Information which you feel pertinent and which is not adequately covered in the specific points of the questionnaire or a narrative explanation of your sighting.

DEPARTMENT OF THE AIR FORCE
HEADQUARTERS FOREIGN TECHNOLOGY DIVISION (AFSC)
WRIGHT-PATTERSON AIR FORCE BASE, OHIO 45433

REPLY TO ATTN OF: TDETR

SUBJECT: UFO Sighting, 10 April 1966, Garden City, Michigan

TO: Mr. [redacted]

1. Reference your unidentified observation of 10 April 1966. The negatives which you forwarded to the United States Air Force in Washington, D.C. have been forwarded to the Project Blue Book office at Wright-Patterson AFB, Ohio. In order to perform an analysis on your negatives, further information is needed:

a. Type and make of camera KODAK BROWNIE STARMITE II
b. Type, focal length, and make of lens
c. Brand and type of film KODAK VP 127
d. Shutter speed used
e. Lens opening used; that is, "f" stop
f. Filters used
g. Was tripod or solid stand used
h. Was "panning" used
i. Exact direction camera was pointing with relation to true WEST north, and its angle with respect to the ground.

2. If supplemental information is unobtainable, the minimum camera data required are the type of camera, and the smallest and largest "f" stop and shutterspeed readings of your camera.

3. Upon completion of analysis we will return your negatives, one print and the evaluation on your sighting. We wish to thank you for reporting your observation to the Air Force.

WARREN S. WHEELER, Colonel, USAF
Deputy for Technology and Subsystems

1 Atch
Self addressed envelope

FROM: [redacted]
GARDEN CITY MICHIGAN
48135

Mrs. Hunt/bp/72842/SAFOICC/26 Jul 66

JUL 27 1966

Dear Mr [redacted]

In order to analyze a photograph, it is necessary that we have the original negative and pertinent camera information. Upon completion of the analysis, the negative and a copy of the report will be returned to you.

It is requested that the attached FTD Form 164 be completed as fully as possible and returned with the negative.

Your interest in Air Force matters is appreciated.

Sincerely,

GEORGE P. FREEMAN, JR.
Lt Colonel, USAF
Chief, Civil Branch
Community Relations Division
Office of Information

2 Atch
1. Photo
2. FTD Form 164

Mr [redacted]
Garden City, Michigan 48135

COORDINATED By (Office Symbol, Name, Grade, Date)			
SAFOI- CC	SAFOI- C		
Hunt			
Hale			
Freeman			

Coord cy - SAF-OIC
Combk cy - SAF-OIC
Roader cy - SAF-OIC
Activity cy - SAF-OIC
Stayback

[redacted]
Garden City
Michigan 48135

Project Blue Book
SAFOI
Washington D.C. 20330

During the later part of april
of this year I had a chance to photograph
a UFO. I am sending it to you
for investigation. If there is any
further information you need please
contact me.

Sincerely

[redacted]

PHOTOS 6-10

U.S. AIR FORCE TECHNICAL INFORMATION

This questionnaire has been prepared so that you can give the U.S. Air Force as much information as possible concerning the unidentified aerial phenomenon that you have observed. Please try to answer as many questions as you possibly can. The information that you give will be used for research purposes. Your name will *not* be used in connection with any statements, conclusions, or publications without your permission. We request this personal information so that if it is deemed necessary, we may contact you for further details.

1. When did you see the object?

OCTOBER (Day) / 1967 (Month) / AUG (Year)

2. Time of day: 2 (Hour) 30 (Minutes)

(Circle One): A.M. or (P.M.)

3. Time Zone:

(Circle One): (a. Eastern) b. Central c. Mountain d. Pacific e. Other _____

(Circle One): a. Daylight Saving (b. Standard)

4. Where were you when you saw the object?

[redacted] (Nearest Postal Address) / GRAND CITY (City or Town) / MICH (State or County)

5. How long was object in sight? (Total Duration) _____ (Hours) 2 (Minutes) 15 (Seconds)

(a. Certain) b. Fairly certain c. Not very sure d. Just a guess

5.1 How was time in sight determined? WATCH

5.2 Was object in sight continuously? Yes X No _____

6. What was the condition of the sky?

DAY	NIGHT
(a. Bright) SCATTERED CLOUDS	a. Bright
b. Cloudy	b. Cloudy

7. IF you saw the object during DAYLIGHT, where was the SUN located as you looked at the object?

(Circle One): (a. In front of you) (b. In back of you) (c. To your right) ALL THREE

d. To your left
e. Overhead
f. Don't remember NONE OF THESE

FORM FTD OCT 62 164 This form supersedes FTD 164, Jul 61, which is obsolete.

8. IF you saw the object at NIGHT, what did you notice concerning the STARS and MOON?

8.1 STARS (*Circle One*):

a. None
b. A few
c. Many
d. Don't remember

8.2 MOON (*Circle One*):

a. Bright moonlight
b. Dull moonlight
c. No moonlight -- pitch dark
d. Don't remember

9. What were the weather conditions at the time you saw the object?

CLOUDS (*Circle One*):

a. Clear sky
b. Hazy
c. Scattered clouds
d. Thick or heavy clouds

WEATHER (*Circle One*):

a. Dry
b. Fog, mist, or light rain
c. Moderate or heavy rain
d. Snow
e. Don't remember

10. The object appeared: (*Circle One*):

a. Solid
b. Transparent
c. Vapor
d. As a light
e. Don't remember

11. If it appeared as a light, was it brighter than the brightest stars? (*Circle One*):

a. Brighter
b. Dimmer
c. About the same
d. Don't know

11.1 Compare brightness to some common object:

_____

_____

12. The edges of the object were:

(Circle One): a. Fuzzy or blurred AT TIMES POSSIBLY DUE TO THE SPEED
b. Like a bright star
c. Sharply outlined
d. Don't remember

e. Other _____

_____

_____

_____

13. Did the object:

(Circle One for each question)

a. Appear to stand still at any time?	(Yes)	No	Don't know
b. Suddenly speed up and rush away at any time?	Yes	(No)	Don't know
c. Break up into parts or explode?	(Yes)	No	Don't know
d. Give off smoke?	Yes	(No)	Don't know
e. Change brightness?	Yes	(No)	Don't know
f. Change shape?	Yes	(No)	Don't know
g. Flash or flicker?	Yes	(No)	Don't know
h. Disappear and reappear?	Yes	(No)	Don't know

14. Did the object disappear while you were watching it? If so, how?
YES BY GRADUALLY GAINING SPEED AND RISING VERTICALLY

15. Did the object move behind something at any time, particularly a cloud?

(Circle One): Yes (No) Don't Know. IF you answered YES, then tell what it moved behind: _____

16. Did the object move in front of something at any time, particularly a cloud?

(Circle One): Yes (No) Don't Know. IF you answered YES, then tell what in front of: _____

17. Tell in a few words the following things about the object:

a. Sound NONE

b. Color ~~SHINY~~ BLACK & SHINY SILVER WAS SILVER ONLY WHEN REFLECTED SUNLIGHT

18. We wish to know the angular size. Hold a match stick at arm's length in line with a known object and note how much of the object is covered by the head of the match. If you had performed this experiment at the time of the sighting, how much of the object would have been covered by the match head?
ABOUT ¼

19. Draw a picture that will show the shape of the object or objects. Label and include in your sketch any details of the object that you saw such as wings, protrusions, etc., and especially exhaust trails or vapor trails. Place an arrow beside the drawing to show the direction the object was moving.



20. Do you think you can estimate the speed of the object?

(Circle One) Yes (No)

IF you answered YES, then what speed would you estimate? _____

21. Do you think you can estimate how far away from you the object was?

(Circle One) (Yes) No

IF you answered YES, then how far away would you say it was? 3/4 to 1 mile

22. Where were you located when you saw the object? *(Circle One):*

a. Inside a building
b. In a car
(c. Outdoors)
d. In an airplane (type)
e. At sea
f. Other _____

23. Were you *(Circle One)*

a. In the business section of a city?
(b. In the residential section of a city?)
c. In open countryside?
d. Near an airfield?
e. Flying over a city?
f. Flying over open country?
g. Other _____

24. IF you were MOVING IN AN AUTOMOBILE or other vehicle at the time, then complete the following questions:

24.1 What direction were you moving? *(Circle One)*

a. North	c. East	e. South	g. West
b. Northeast	d. Southeast	f. Southwest	h. Northwest

24.2 How fast were you moving? _____ miles per hour.

24.3 Did you stop at any time while you were looking at the object?

(Circle One) Yes No

25. Did you observe the object through any of the following?

a. Eyeglasses	Yes	No	e. Binoculars	Yes	No
b. Sun glasses	Yes	No	f. Telescope	Yes	No
c. Windshield	Yes	No	g. Theodolite	Yes	No
d. Window glass	Yes	No	h. Other NONE		

26. In order that you can give as clear a picture as possible of what you saw, describe in your own words a common object or objects which, when placed up in the sky, would give the same appearance as the object which you saw.

NOTHING THAT I KNOW OF

27. In the following sketch, imagine that you are at the point shown. Place an "A" on the curved line to show how high the object was above the horizon (skyline) when you *first* saw it. Place a "B" on the same curved line to show how high the object was above the horizon (skyline) when you *last* saw it. Place an "A" on the compass when you *first* saw it. Place a "B" on the compass where you *last* saw the object.

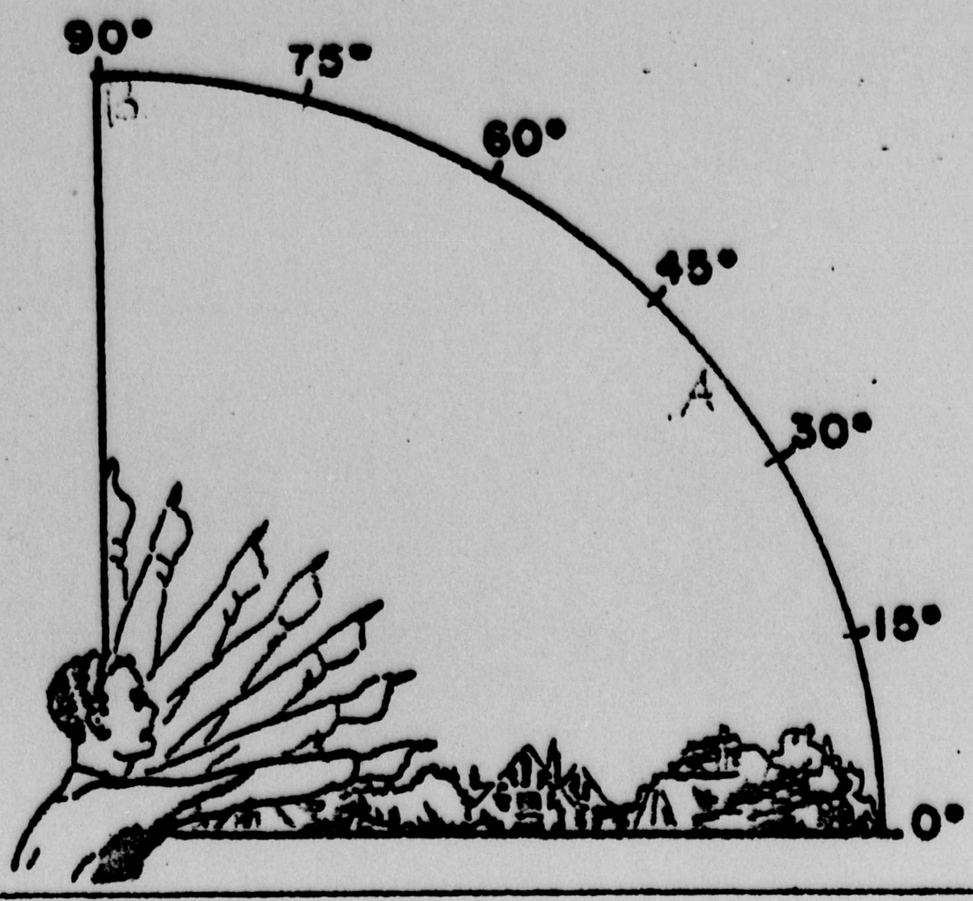



28. Draw a picture that will show the motion that the object or objects made. Place an "A" at the beginning of the path, a "B" at the end of the path, and show any changes in direction during the course.

29. IF there was MORE THAN ONE object, then how many were there? 2
Draw a picture of how they were arranged, and put an arrow to show the direction that they were traveling.





ONE OBJECT ACTUALLY RECORDED THE FORCES SEEMED TO DISINTEGRATE

30. Have you ever seen this, or a similar object before. If so give date or dates and location.

10 March 1966

31. Was anyone else with you at the time you saw the object? *(Circle One)* Yes (No)

31.1 IF you answered YES, did they see the object too? *(Circle One)* Yes No

31.2 Please list their names and addresses:

32. Please give the following information about yourself:

NAME [redacted] [redacted] [redacted]
Last Name First Name Middle Name

ADDRESS [redacted] Cardeo City 1335 Mich
City Zone State

TELEPHONE NUMBER [redacted] AGE 16 SEX M

Indicate any additional information about yourself, including any special experience, which might be pertinent.

33. When and to whom did you report that you had seen the object?

_____ _____ _____
Day Month Year

34. Date you completed this questionnaire: 24 (Day) MARCH (Month) 1966 (Year)

35. Information which you feel pertinent and which is not adequately covered in the specific points of the questionnaire or a narrative explanation of your sighting.

ONE OBJECT REMAINED UP AND APPEARED TO DISINTEGRATE

PHOTOS 1-5

U.S. AIR FORCE TECHNICAL INFORMATION

This questionnaire has been prepared so that you can give the U.S. Air Force as much information as possible concerning the unidentified aerial phenomenon that you have observed. Please try to answer as many questions as you possibly can. The information that you give will be used for research purposes. Your name will *not* be used in connection with any statements, conclusions, or publications without your permission. We request this personal information so that if it is deemed necessary, we may contact you for further details.

1. When did you see the object?

about 10 (Day) MARCH (Month) 1966 (Year)

2. Time of day: 4 (Hour) 30 about (Minutes)

(Circle One): A.M. or (P.M.)

3. Time Zone:

(Circle One): (a. Eastern) b. Central c. Mountain d. Pacific e. Other _____

(Circle One): a. Daylight Saving (b. Standard)

4. Where were you when you saw the object?

[redacted] (Nearest Postal Address) GARDEN CITY (City or Town) MICHIGAN (State or County)

5. How long was object in sight? (Total Duration) _____ (Hours) 1 (Minutes) 30 (Seconds)

a. Certain
(b. Fairly certain)
c. Not very sure
d. Just a guess

5.1 How was time in sight determined? WATCH

5.2 Was object in sight continuously? Yes X No _____

6. What was the condition of the sky?

DAY	NIGHT
a. Bright	a. Bright
(b. Cloudy)	b. Cloudy

7. IF you saw the object during DAYLIGHT, where was the SUN located as you looked at the object?

(Circle One): a. In front of you b. In back of you c. To your right d. To your left e. Overhead f. Don't remember

FORM
FTD OCT 62 164 This form supersedes FTD 164, Jul 61, which is obsolete.

14. Did the object disappear while you were watching it? If so, how?

Yes travel about 45° speed diff towards west gaining altitude total time taken about 1-15 seconds

15. Did the object move behind something at any time, particularly a cloud?

(Circle One): Yes (No) Don't Know. IF you answered YES, then tell what it moved behind: ____

16. Did the object move in front of something at any time, particularly a cloud?

(Circle One): Yes (No) Don't Know. IF you answered YES, then tell what in front of: ____

17. Tell in a few words the following things about the object:

a. Sound None

b. Color Dull Gray

18. We wish to know the angular size. Hold a match stick at arm's length in line with a known object and note how much of the object is covered by the head of the match. If you had performed this experiment at the time of the sighting, how much of the object would have been covered by the match head?

about ½

19. Draw a picture that will show the shape of the object or objects. Label and include in your sketch any details of the object that you saw such as wings, protrusions, etc., and especially exhaust trails or vapor trails.

Place an arrow beside the drawing to show the direction the object was moving.

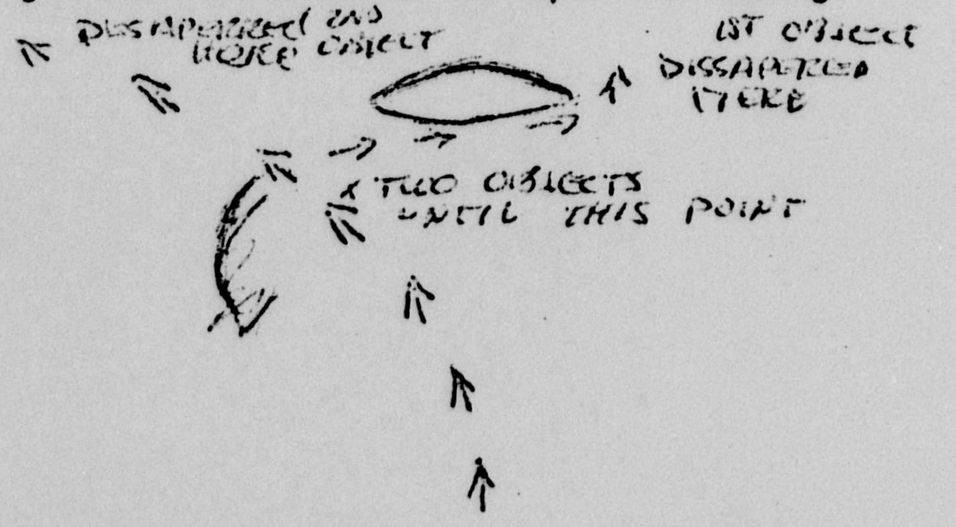

20. Do you think you can estimate the speed of the object?

(Circle One) Yes (No)

IF you answered YES, then what speed would you estimate? _____

21. Do you think you can estimate how far away from you the object was?

(Circle One) (Yes) No

IF you answered YES, then how far away would you say it was? 100 to 150 miles

22. Where were you located when you saw the object? *(Circle One):*

a. Inside a building
b. In a car
(c. Outdoors)
d. In an airplane (type)
e. At sea
f. Other _____

23. Were you *(Circle One)*

a. In the business section of a city?
(b. In the residential section of a city?)
c. In open countryside?
d. Near an airfield?
e. Flying over a city?
f. Flying over open country?
g. Other _____

24. IF you were MOVING IN AN AUTOMOBILE or other vehicle at the time, then complete the following questions:

24.1 What direction were you moving? *(Circle One)*

a. North
b. Northeast
c. East
d. Southeast
e. South
f. Southwest
g. West
h. Northwest

24.2 How fast were you moving? _____ miles per hour.

24.3 Did you stop at any time while you were looking at the object?

(Circle One) Yes No

25. Did you observe the object through any of the following?

a. Eyeglasses	Yes	(No)	e. Binoculars	Yes	(No)
b. Sun glasses	Yes	(No)	f. Telescope	Yes	(No)
c. Windshield	Yes	(No)	g. Theodolite	Yes	(No)
d. Window glass	Yes	(No)	h. Other NOTHING		

26. In order that you can give as clear a picture as possible of what you saw, describe in your own words a common object or objects which, when placed up in the sky, would give the same appearance as the object which you saw.

A MAGNIFYING GLASS

27. In the following sketch, imagine that you are at the point shown. Place an "A" on the curved line to show how high the object was above the horizon (skyline) when you *first* saw it. Place a "B" on the same curved line to show how high the object was above the horizon (skyline) when you *last* saw it. Place an "A" on the compass when you *first* saw it. Place a "B" on the compass where you *last* saw the object.

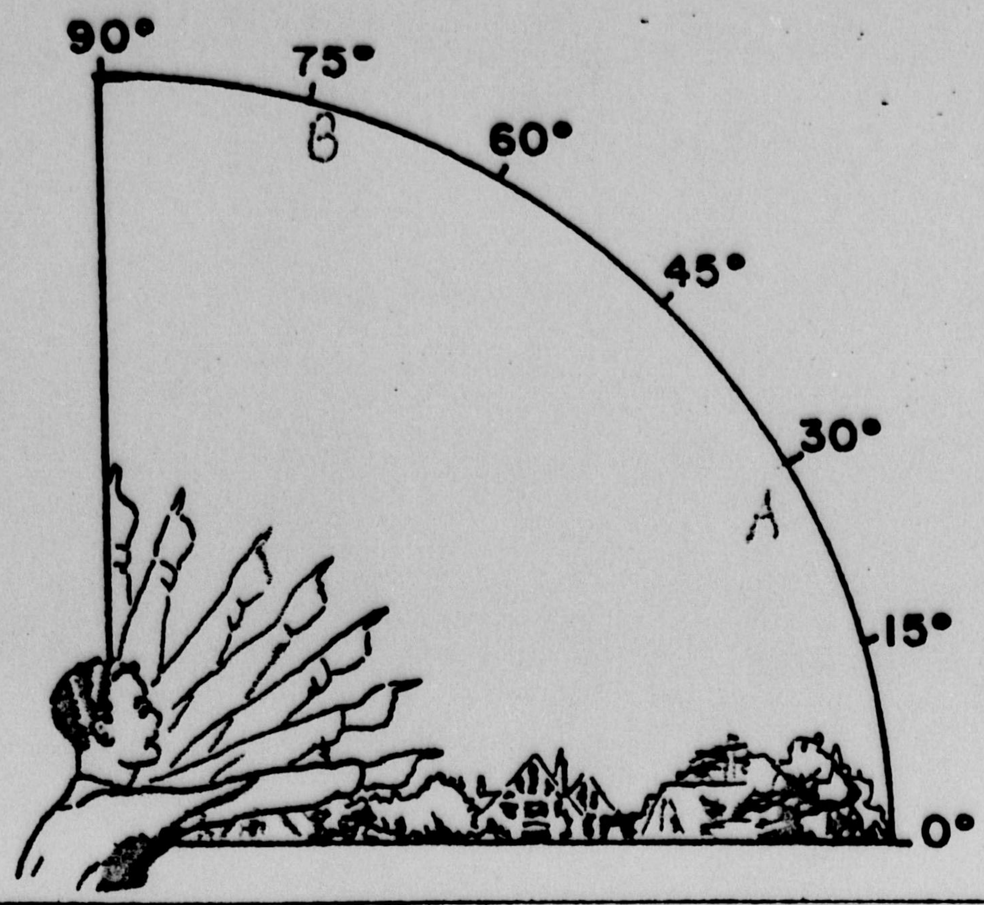

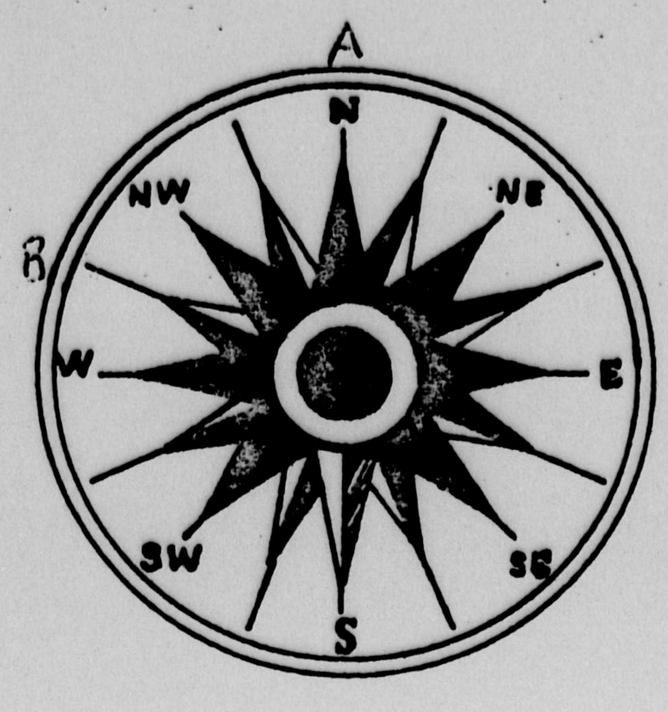

28. Draw a picture that will show the motion that the object or objects made. Place an "A" at the beginning of the path, a "B" at the end of the path, and show any changes in direction during the course.

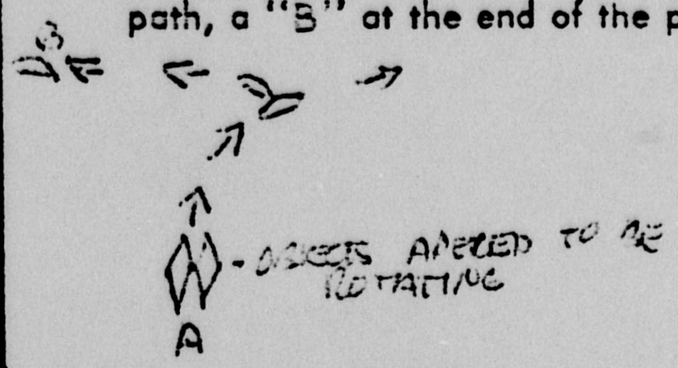

29. IF there was MORE THAN ONE object, then how many were there? 2

Draw a picture of how they were arranged, and put an arrow to show the direction that they were traveling.

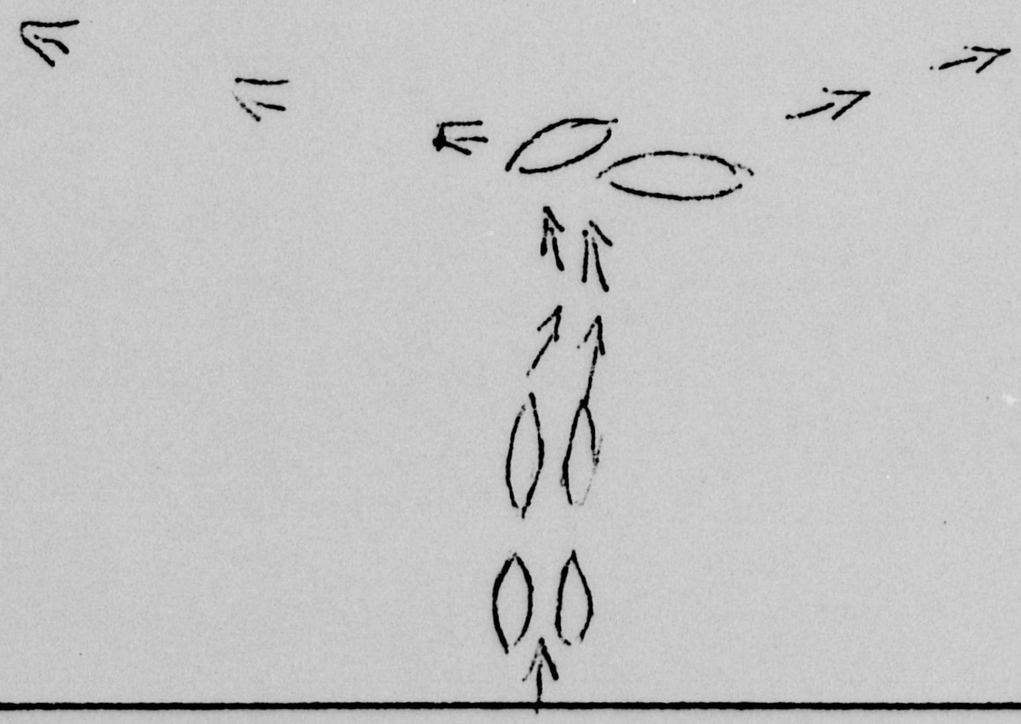

30. Have you ever seen this, or a similar object before. If so give date or dates and location.

NO

31. Was anyone else with you at the time you saw the object? *(Circle One)* Yes (No)

31.1 IF you answered YES, did they see the object too? *(Circle One)* Yes No

31.2 Please list their names and addresses:

32. Please give the following information about yourself:

NAME [redacted] [redacted]
Last Name First Name Middle Name

ADDRESS [redacted] GARDEN CITY 48135 MICHIGAN
Street City Zone State

TELEPHONE NUMBER [redacted] AGE 16 SEX M

Indicate any additional information about yourself, including any special experience, which might be pertinent.

33. When and to whom did you report that you had seen the object?

_____ _____ _____
Day Month Year

34. Date you completed this questionnaire: 24 (Day) MARCH (Month) 1967 (Year)

35. Information which you feel pertinent and which is not adequately covered in the specific points of the questionnaire or a narrative explanation of your sighting.

ABOUT the SIZE OR ¾ OF the SIZE BOEING 707
WHEN COMING IN FOR A LANDING AT DETROIT METROPOLITAN AIRPORT
LIKE ABOUT 5 MILES FROM it

COLOR PHOTO

U.S. AIR FORCE TECHNICAL INFORMATION

This questionnaire has been prepared so that you can give the U.S. Air Force as much information as possible concerning the unidentified aerial phenomenon that you have observed. Please try to answer as many questions as you possibly can. The information that you give will be used for research purposes. Your name will *not* be used in connection with any statements, conclusions, or publications without your permission. We request this personal information so that if it is deemed necessary, we may contact you for further details.

1. When did you see the object?

Circa 22 (Day) — March (Month) — 1966 (Year)

2. Time of day: 12 (Hour) — 30 (Minutes)

(Circle One): A.M. or P.M.

3. Time Zone:

(Circle One): a. Eastern / b. Central / c. Mountain / d. Pacific / e. Other _____

(Circle One): a. Daylight Saving / b. Standard /

4. Where were you when you saw the object?

[redacted] (Nearest Postal Address) — CANON CITY (City or Town) — COLO (State or County)

5. How long was object in sight? (Total Duration) _____ Hours — 3 Minutes — _____ Seconds

/ a. Certain /
b. Fairly certain
c. Not very sure
d. Just a guess

5.1 How was time in sight determined? BY WATCH

5.2 Was object in sight continuously? Yes X No _____

6. What was the condition of the sky?

DAY	NIGHT
/ a. Bright /	a. Bright
b. Cloudy	b. Cloudy

7. IF you saw the object during DAYLIGHT, where was the SUN located as you looked at the object?

(Circle One): a. In front of you / b. In back of you / c. To your right / / d. To your left / / e. Overhead / f. Don't remember

FORM FTD OCT 62 164 This form supersedes FTD 164, Jul 61, which is obsolete.

8. IF you saw the object at NIGHT, what did you notice concerning the STARS and MOON?

8.1 STARS *(Circle One)*:

a. None
b. A few
c. Many
d. Don't remember

8.2 MOON *(Circle One)*:

a. Bright moonlight
b. Dull moonlight
c. No moonlight – pitch dark
d. Don't remember

9. What were the weather conditions at the time you saw the object?

CLOUDS *(Circle One)*:

a. Clear sky
b. Hazy
c. Scattered clouds
d. Thick or heavy clouds

WEATHER *(Circle One)*:

a. Dry
b. Fog, mist, or light rain
c. Moderate or heavy rain
d. Snow
e. Don't remember

10. The object appeared: *(Circle One)*:

a. Solid
b. Transparent
c. Vapor
d. As a light
e. Don't remember

11. If it appeared as a light, was it brighter than the brightest stars? *(Circle One)*:

a. Brighter
b. Dimmer
c. About the same
d. Don't know

11.1 Compare brightness to some common object:

_____

12. The edges of the object were:

(Circle One):
a. Fuzzy or blurred
b. Like a bright star
c. Sharply outlined
d. Don't remember

e. Other _____
_____
_____
_____

13. Did the object: *(Circle One for each question)*

a. Appear to stand still at any time?	Yes	(No)	Don't know
b. Suddenly speed up and rush away at any time?	(Yes)	No	Don't know
c. Break up into parts or explode?	Yes	(No)	Don't know
d. Give off smoke?	Yes	(No)	Don't know
e. Change brightness?	Yes	(No)	Don't know
f. Change shape?	Yes	(No)	Don't know
g. Flash or flicker?	Yes	(No)	Don't know
h. Disappear and reappear?	Yes	(No)	Don't know

14. Did the object disappear while you were watching it? If so, how?

YES BY A SUDDEN BURST OF SPEED

15. Did the object move behind something at any time, particularly a cloud?

(Circle One): Yes (No) Don't Know. IF you answered YES, then tell what it moved behind: _____

16. Did the object move in front of something at any time, particularly a cloud?

(Circle One): Yes (No) Don't Know. IF you answered YES, then tell what in front of: _____

17. Tell in a few words the following things about the object:

a. Sound NONE

b. Color GREEN

18. We wish to know the angular size. Hold a match stick at arm's length in line with a known object and note how much of the object is covered by the head of the match. If you had performed this experiment at the time of the sighting, how much of the object would have been covered by the match head?

1/2 OF the object

19. Draw a picture that will show the shape of the object or objects. Label and include in your sketch any details of the object that you saw such as wings, protrusions, etc., and especially exhaust trails or vapor trails. Place an arrow beside the drawing to show the direction the object was moving.



27. In the following sketch, imagine that you are at the point shown. Place an "A" on the curved line to show how high the object was above the horizon (skyline) when you *first* saw it. Place a "B" on the same curved line to show how high the object was above the horizon (skyline) when you *last* saw it. Place an "A" on the compass when you *first* saw it. Place a "B" on the compass where you *last* saw the object.

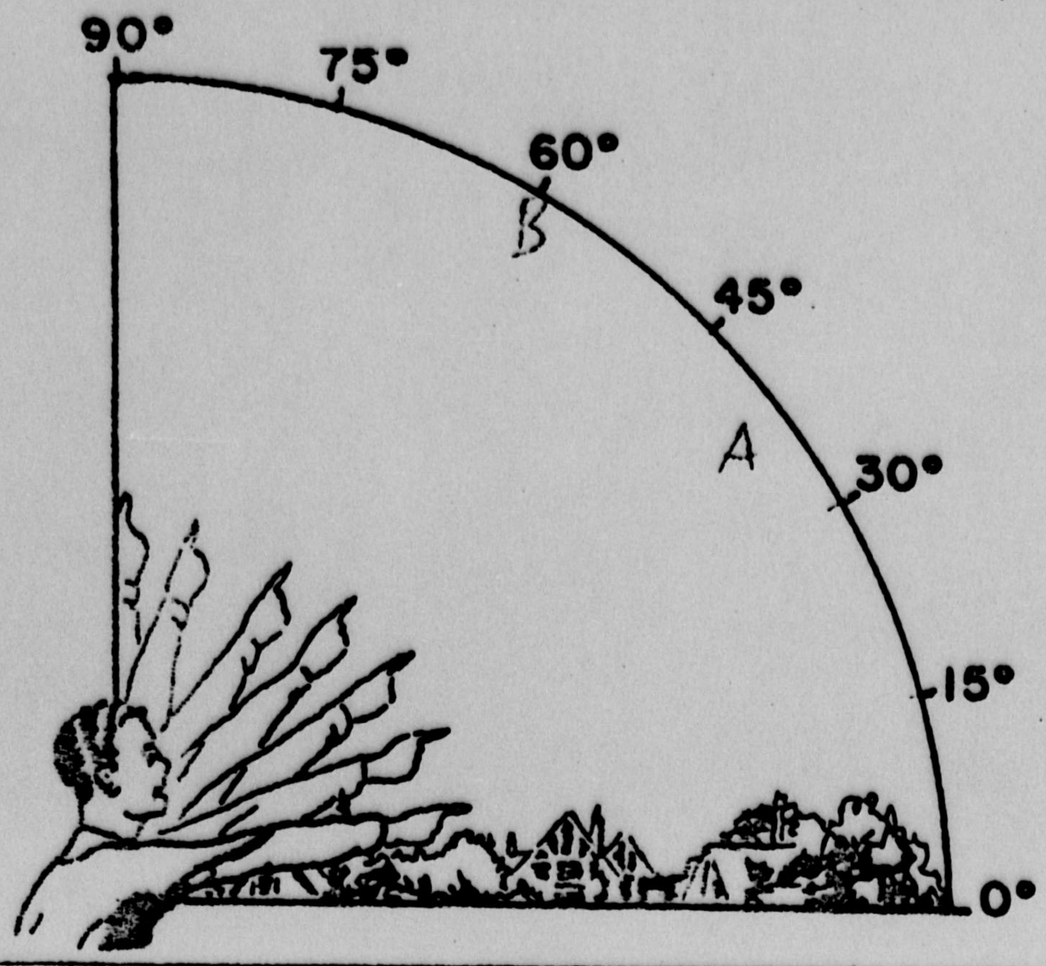

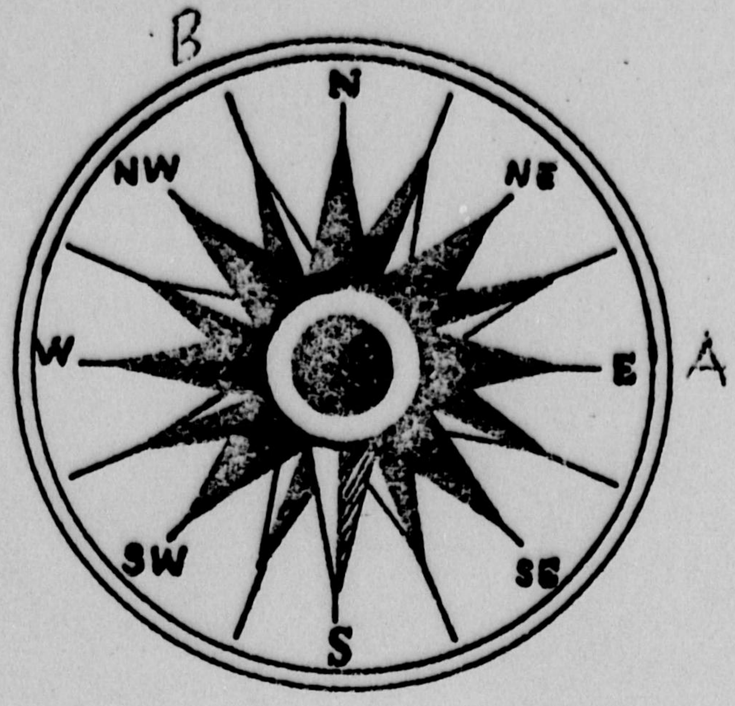

28. Draw a picture that will show the motion that the object or objects made. Place an "A" at the beginning of the path, a "B" at the end of the path, and show any changes in direction during the course.

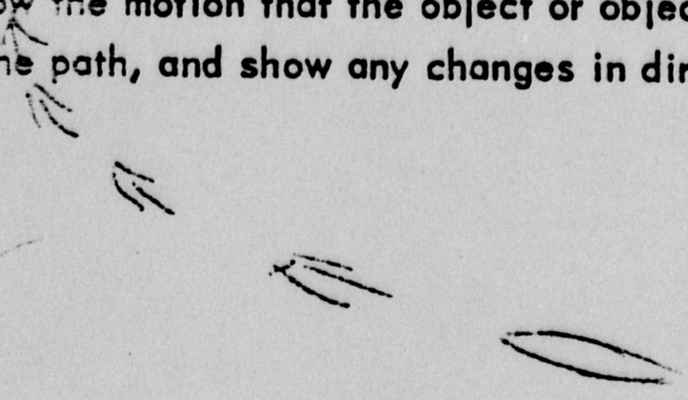

29. IF there was MORE THAN ONE object, then how many were there? NO

Draw a picture of how they were arranged, and put an arrow to show the direction that they were traveling.

30. Have you ever seen this, or a similar object before. If so give date or dates and location.

10 MARCH LATE MARCH AUGUST 19 OF 1966

31. Was anyone else with you at the time you saw the object? *(Circle One)* Yes (No)

31.1 IF you answered YES, did they see the object too? *(Circle One)* Yes (No)

31.2 Please list their names and addresses:

32. Please give the following information about yourself:

NAME [redacted] [redacted]
Last Name First Name Middle Name

ADDRESS [redacted] GARDEN CITY 48135 MICH
Street City Zone State

TELEPHONE NUMBER [redacted] AGE 16 SEX M

Indicate any additional information about yourself, including any special experience, which might be pertinent.

33. When and to whom did you report that you had seen the object?

Day Month Year

34. Date you completed this questionnaire: 24 (Day) March (Month) 1960 (Year)

35. Information which you feel pertinent and which is not adequately covered in the specific points of the questionnaire or a narrative explanation of your sighting.

MAR 2 2 1967

Dear M[redacted]

Reference your recent letter concerning your observation and photographs of an alleged unidentified flying object (UFO).

In order to evaluate your sighting, the Air Force needs additional information. Request you complete the attached FTD Forms 164 on each sighting and forward the following camera data:

a. Type of camera. KODAK STARMITE III

b. Type of film. 127

c. Focal Length of camera.

d. Type of lens. DAKON - FACTORY FOCUSED TWO LENS LOCATIONS FLASH 13* DAYLIGHT 14* THESE ARE EXPOSURE VALUE NUMBERS

e. Shutter speed. INSTANT

f. Lens opening ("f" stop). NONE

Thank you for reporting your observation to the Air Force. We appreciate your cooperation in this matter.

Sincerely,

GEORGE P. FREEMAN, JR.
Lt Colonel, USAF
Chief, Civil Branch
Community Relations Division
Office of Information

1 Attachment

Mr[redacted]
Garden City, Michigan 48135

PHOTO ANALYSIS REPORT

NR 66-52

DATE OF REPORT 28 November 1966

SUBJECT UNIDENTIFIED FLYING OBJECT

LOCATION Garden City, Michigan DATE 10 April 1966

PHOTOGRAPHY

AF _____ IR _____ QUALITY Poor

P NRS Two negatives (B&W) and two 8x10 prints

1. PURPOSE: This report is in response to a request by Major Quintanilla (TDETR) to determine the most likely cause of the images in subject photography.

2. ANALYSIS: Although the images appeared genuine (as opposed to photographic phenomena) it was not possible to determine the cause or nature of the object. It was interesting to note, however, that source stated he was approximately 300 feet from the object which was estimated to have a velocity of 800 mph. Although he stated that there was no sound, a sonic boom might well have been expected. Also noteworthy is the fact that although the foreground tree parts show no significant degree of "panning", the object exhibits rather clear outlines rather than smearing or blurring as would be expected when a fast moving object is photographed. Although it is a matter for conjecture, a more likely cause for the imagery is a rather small man-made object which was thrown into the air and photographed.

PHOTO ANALYSIS BY:

Thomas E. Davis

THOMAS E. DAVIS
Intelligence Research Specialist

APPROVED BY:

William L. Turner

WILLIAM L. TURNER
Major, USAF
Chief, Photo Analysis Branch

WILBER PRICE, JR.
Chief, Photo Exploitation Division

this case includes

two (2) 8x10 B & W Photos



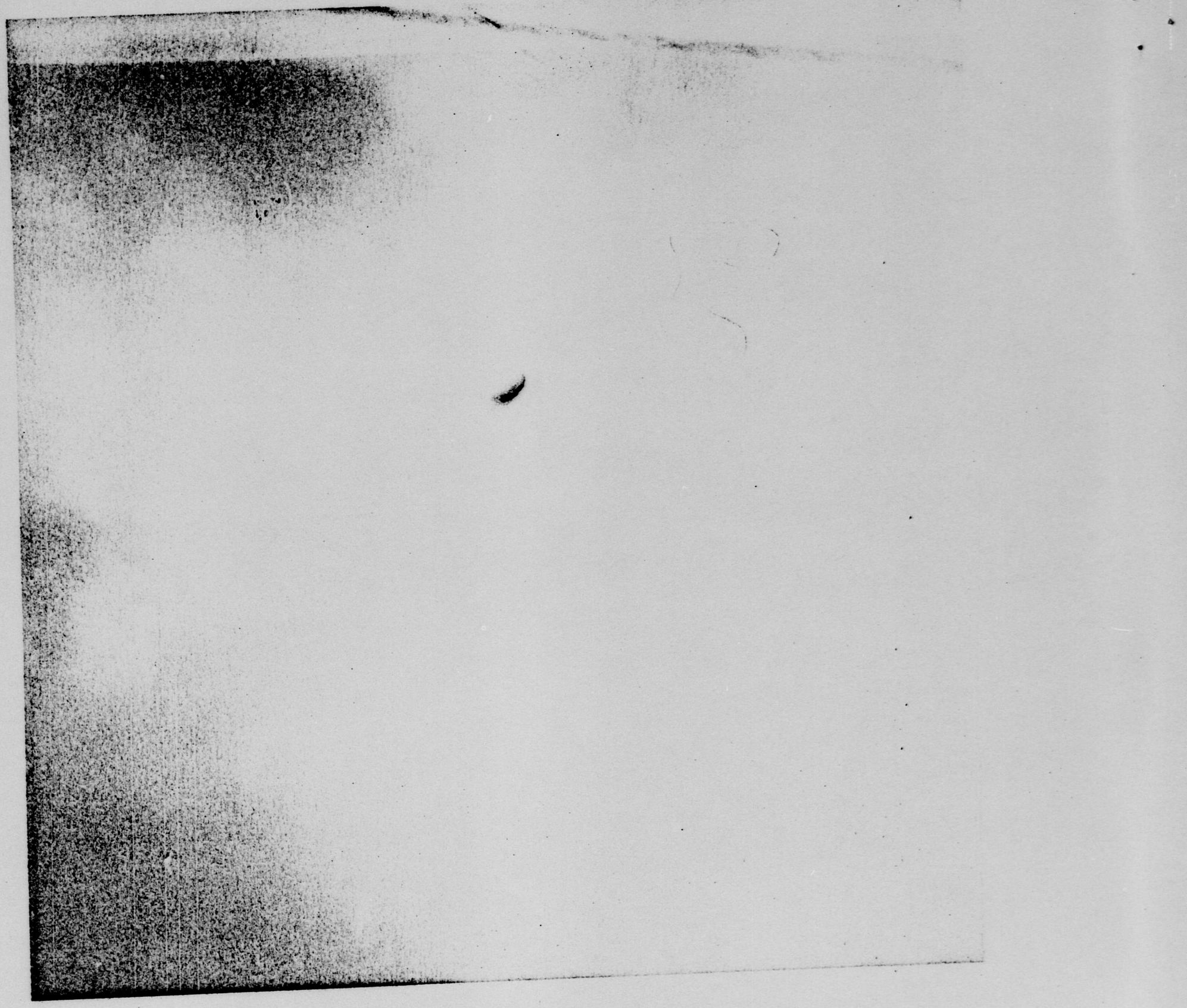

PROJECT 10073 RECORD

1. DATE - TIME GROUP 12 April 66 12/0505Z	2. LOCATION Brookfield, Illinois
3. SOURCE Civilian	10. CONCLUSION Possible (Aircraft) - Eft
4. NUMBER OF OBJECTS One	Area presumed to be where object could not have been seen.
5. LENGTH OF OBSERVATION 3 1/2 minutes	11. BRIEF SUMMARY AND ANALYSIS Observer noted red flashing lights traveling toward him. Object was visible for about 3 1/2 minutes before going behind some trees. Red lights compared to red light on police car.
6. TYPE OF OBSERVATION Ground-Visual	
7. COURSE E	
8. PHOTOS ☐ Yes ☒ No	
9. PHYSICAL EVIDENCE ☐ Yes ☒ No	

FORM
FTD SEP 63 0-329 (TDE) Previous editions of this form may be used.

FTD (TDETR) hl
Wright-Patterson AFB, Ohio 45433
22 September 1966

[redacted]
Brookville, Indiana 47012

Dear Mr. [redacted]

Reference your letter of 5 May 1966 reporting your 12 April observation of an unidentified flying object over the Brookville, Indiana area.

I regret this delay in answering your inquiry, but due to the present heavy workload I am just beginning to catch up with my correspondence.

Your description is consistent with that of an aircraft. All aircraft have a rotating beacon used for anticollision purposes. This beacon is red in color and would definitely give the appearance of a beacon on a police car.

You mentioned the fact that the object appeared to reflect sunlight at midnight. After having contacted Aircraft Specialists at Wright-Patterson AFB, I feel that you could have observed an aircraft that had turned on its landing lights. These landing lights are quite bright and would have given the impression of sun being reflected from its surface.

Thank you for reporting your observation to the Air Force.

Sincerely,

(H)
HECTOR QUINTANILLA, Jr, Major, USAF
Chief, Project Blue Book

OFFICIAL FILE COPY
IDEK
Office of Record

I 5/12/66

Gentlemen;
After thinking this matter over since April 12th I've decided to write you
at approx. 12 05 AM 4/12/66 I saw what I thought to be a satellite except it had a pulsating red light. The red light, it seemed, never went completely off but looked like the red flasher light on a police car. It was traveling at approx. 40°-45° to the horizon and came from S.W. to N.E. The estimated time I watched this was probably 3½ min. There's a walnut tree in my garden and it traveled along in parallel with the first

limb on this tree and about
350-400 yrds. NE of this tree it
went out of sight behind some
trees that form a vee shape.
I've discounted this being a
meteorite as I've seen many
of these and they only last
a few seconds. Jones do not
have flashing red lights, I
do not have illusions. If I
knew we had aircraft that
would reflect sunlight at mid-
night I wouldn't have bothered
to write you. I felt I should
however after all the news recent-
ly. I do not want you to release
this letter or any part of it to anyone. After you are finished with
it please destroy same.

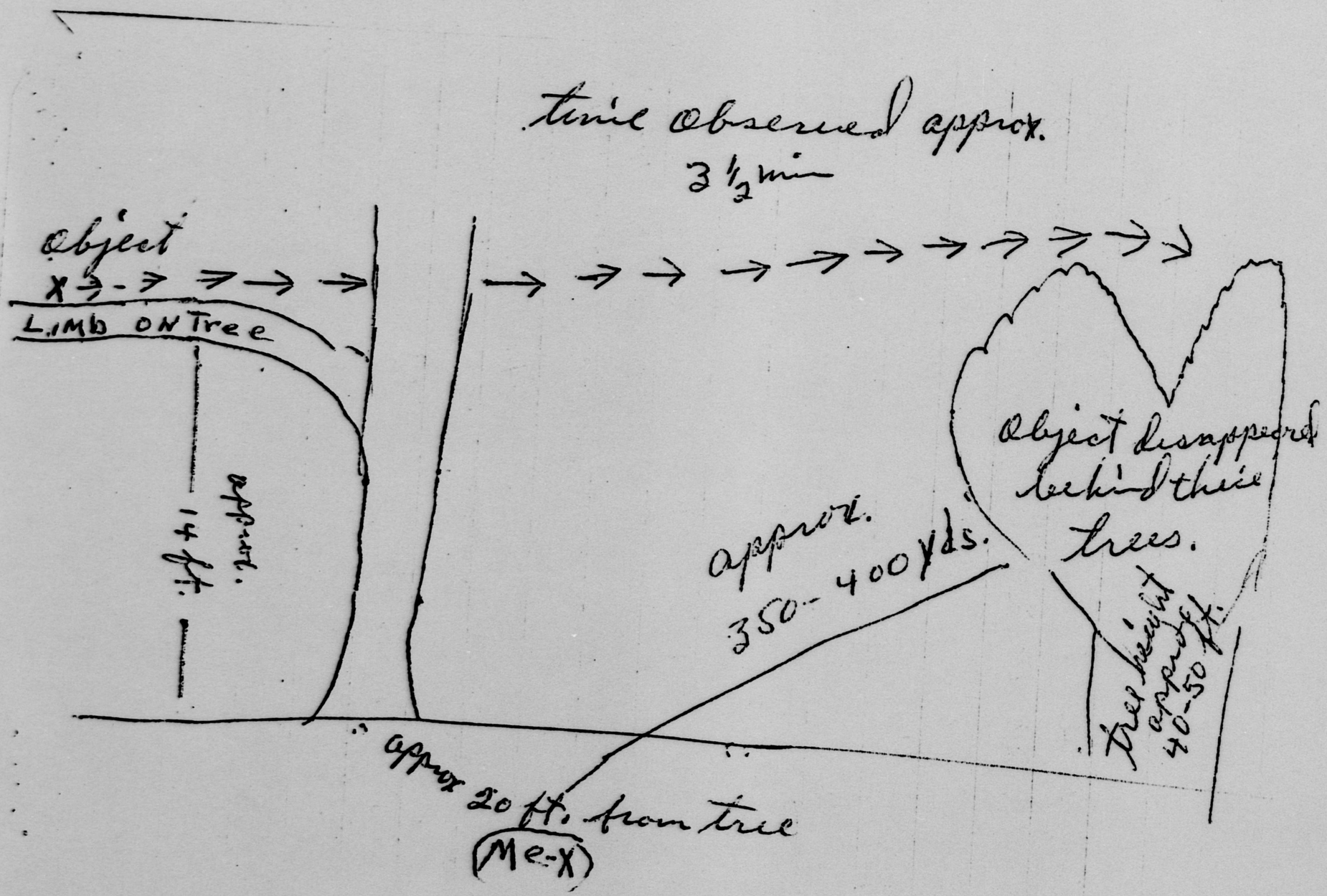
time observed approx.
3½ min
object
X
LIMB ON Tree
approx.
14 ft.
approx.
350-400 yds.
Object disappeared behind these trees.
Tree height approx 40-50 ft.
approx 20 ft. from tree
(Me-X)

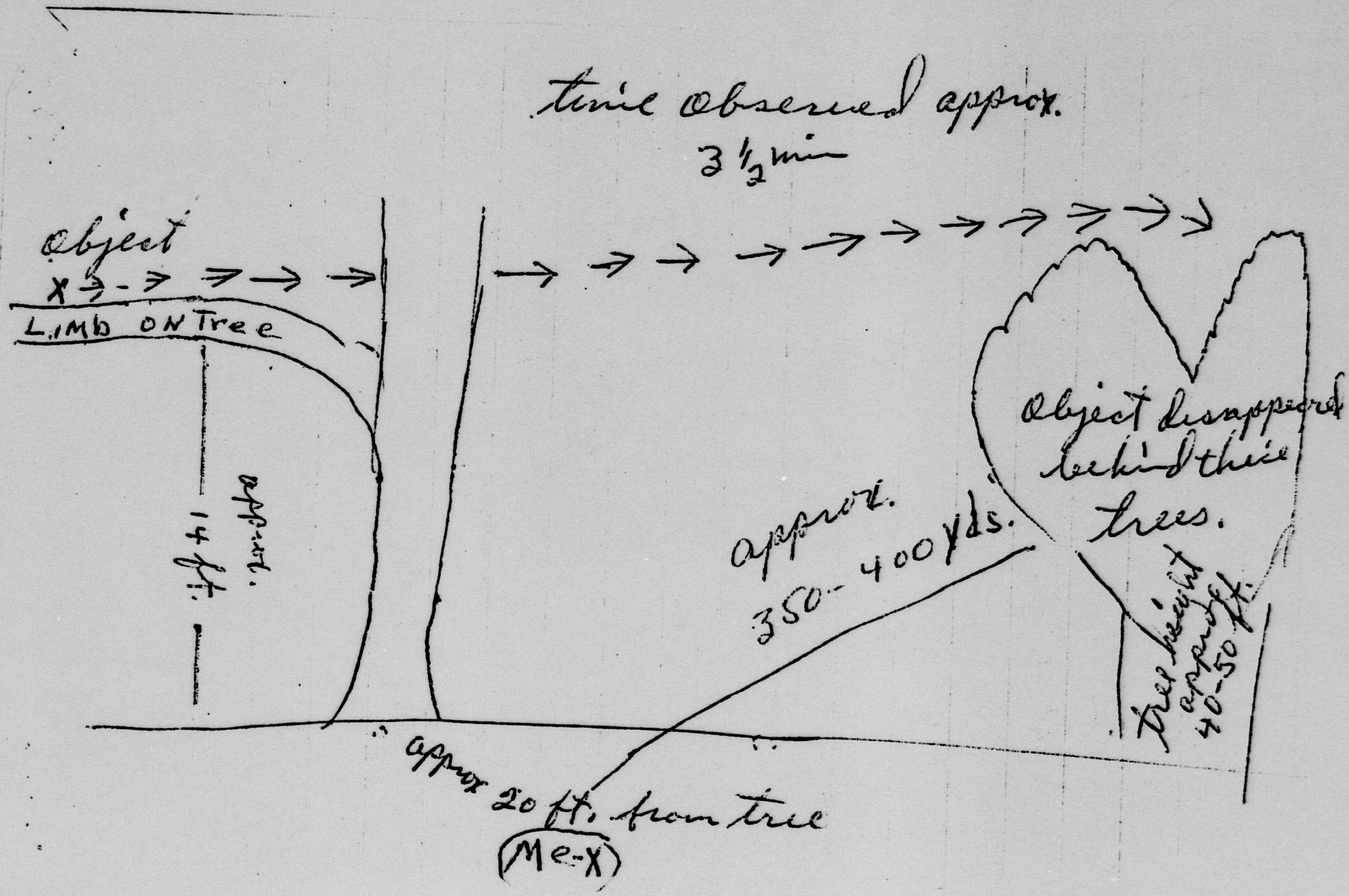
time observed approx.
3½ min
object
X
LIMB ON Tree
approx.
14 ft.
approx.
350 - 400 yds.
Object disappeared behind these trees.
Tree height approx 40-50 ft.
approx 20 ft. from tree
(Me-X)

I will sketch on back of this
paper the approx. distances
If you want more accurate
measurments, I live 1/2 mile
west of Mt. Carmel, Indiana
State Route 252
I work monday through friday
7 AM - 5 PM. I'm usually home
Saturdays and Sundays
I have no phone.

[redacted]

Brookville, Ind.

If you have any information on
planes or other reports at this
time I sure would like to know
of them.

1 June 66

Contact was made with the 17th BW, WP AFB, Ohio, concerning a sighting over Brookville, Indiana. There were no aircraft from Crimson Star in the area. Crimson Star is a refueling track on which the 17th BW oftens participates.